



HAL
open science

Where do radical right parties stand? Position blurring in multidimensional competition

Jan Rovny

► **To cite this version:**

Jan Rovny. Where do radical right parties stand? Position blurring in multidimensional competition. Central European Political Science Review: Quarterly of Central European Political Science Alliance, 2013, 5 (01), pp.1-26. 10.1017/S1755773911000282 . hal-01053720

HAL Id: hal-01053720

<https://sciencespo.hal.science/hal-01053720v1>

Submitted on 1 Aug 2014

HAL is a multi-disciplinary open access archive for the deposit and dissemination of scientific research documents, whether they are published or not. The documents may come from teaching and research institutions in France or abroad, or from public or private research centers.

L'archive ouverte pluridisciplinaire **HAL**, est destinée au dépôt et à la diffusion de documents scientifiques de niveau recherche, publiés ou non, émanant des établissements d'enseignement et de recherche français ou étrangers, des laboratoires publics ou privés.

Where do radical right parties stand? Position blurring in multidimensional competition

JAN ROVNY*

Center for European Research, Department of Political Science, University of Gothenburg, Göteborg, Sweden

This article questions the utility of assessing radical right party placement on economic issues, which has been extensively analyzed in academic literature. Starting from the premise that political parties have varying strategic stakes in different political issues, the article considers political competition in multiple issue dimensions. It suggests that political competition is not simply a matter of taking positions on political issues, but rather centers on manipulating the dimensional structure of politics. The core argument is that certain political parties, such as those of the radical right, seek to compete on neglected, secondary issues while simultaneously blurring their positions on established issues in order to attract broader support. Deliberate position blurring – considered costly by the literature – may thus be an effective strategy in multidimensional competition. The article combines quantitative analyses of electoral manifestos, expert placement of political parties, and voter preferences, by studying seventeen radical right parties in nine Western European party systems.

Keywords: radical right; spatial theory; obfuscation; dimensionality

Introduction

Today's radical right is said to be 'right-wing' due to its nationalistic, authoritative, anti-cosmopolitan, and especially anti-immigrant views. The economic placement of the radical right is, however, debated. While earlier works point to neo-liberal stances of radical right parties, studies of the social bases of these parties point to significant support from traditionally left-leaning constituencies. Recent scholarship argues that radical right parties abandoned their outlying economic positions and shifted closer toward the economic center (Kitschelt, 2004; De Lange, 2007).

This article, however, questions the utility of assessing radical right party placement on economic issues. It suggests that politics is a larger struggle over the issue content of political competition. Political parties are invested in different issue dimensions, and thus prefer competing on some issues over others. Consequently, parties emphasize their stance on some issue dimensions, while strategically evading positioning on others, in order to mask the distances between themselves and their voters. This article argues that parties, such as the radical right, may successfully

* E-mail: jrovny@gmail.com

adopt a strategy of deliberate *position blurring*. In light of such competition, taking a position may be neither an appropriate party strategy, nor an adequate academic expectation.

This argument underlines the limits of spatial theory in capturing party competition. While spatial theory conceptualizes political competition as position *taking*, this article underlines the strategic utility of position avoiding or position *blurring*. This dimensional approach to political competition considers issue positioning, issue salience, and strategic positional avoidance in a multidimensional context. This approach explains the apparent variance of radical right economic placement as an outcome of these parties' conscious dimensional strategizing – of deliberate position blurring.

This article combines quantitative analyses of electoral manifestos, expert placement of political parties, and voter preferences based on multiple public opinion surveys. It considers 17 radical right parties in nine Western European party systems. I first review the literature on radical right ideological placement. The second section introduces a dimensional approach to party competition, detailing general party strategies in multidimensional contexts, while generating specific hypotheses about the radical right. The third section discusses the data and operationalization. The fourth section presents the analyses and results, while the final section serves as a conclusion.

Where do radical right parties stand?

Scholarship on radical right parties agrees on many of their ideological characteristics. It suggests that radical right parties rely on emotive appeals to national sentiments defined in ethnic terms; reject cosmopolitan conceptions of society; react to rising non-European immigration; oppose globalization and reject European integration which they see as undermining national sovereignty and identity; and brand themselves as anti-parties, criticizing domestic political elites as corrupt and removed from the 'common people' (see Betz, 1994; Kitschelt and McGann, 1995; Taggart, 1995; Mudde, 1996; Hainsworth, 2000, 2007; Hooghe *et al.*, 2002; Kriesi *et al.*, 2008). Rydgren (2005) argues that the rise and success of the radical right is associated with the development and diffusion of effective ideological 'master frames'. The frame, pioneered by the French Front National in the 1970s and 1980s, combines ethno-nationalism and populist anti-establishment rhetoric, without being overtly racist or anti-democratic. It infuses the previously marginalized radical right with a potent ideological model, allowing it to "free itself from enough stigma to be able to attract [new] voters" (Rydgren, 2005: 416).

This frame, however, says little about radical right economic positions. The rise of radical right parties in Western Europe is associated with a backlash against the 'excessive role of the state' in the economy, and the power of labor unions (Ignazi, 2003). Earlier literature suggests that radical right parties present a "classical liberal position on the individual and the economy" (Betz, 1994: 4). Kitschelt and McGann suggest that the radical right must adopt a 'winning formula' consisting

of authoritarian and nationalistic social appeal coupled with extreme neo-liberalism, “calling for the dismantling of public bureaucracies and the welfare state,” demanding a “strong and authoritarian, but small” state (1995: 19 and 20; McGann and Kitschelt, 2005).

Recent literature considering the social bases of radical right support, however, underscores the cross-class character of radical right voters. Evans (2005: 92) finds that radical right parties attract both self-employed and manual workers, and that continental radical right parties also increasingly attract routine non-manual workers, further diversifying the radical right class base. Ivarsflaten (2005: 490) shows that the self-employed and manual worker supporters of the radical right hold significantly different views on the economy, pointing to the radical right “electorates’ deep division over taxes, welfare provisions and the desirable size of the public sector”. Similarly, Kriesi *et al.* (2008) argue that radical right parties represent disparate ‘losers’ of globalization.¹ Due to declining identification with workers’ parties and organizations, manual workers are likely to consider more electoral choices, not necessarily solely on the basis of their economic views, but also on the basis of their authoritarian tendencies (Bjørklund and Andersen, 1999).

Then how do radical right parties respond to the diverse economic interests among their ranks? Mudde underlines the increasing orientation toward social market economy in radical right party literature, bringing these parties’ positions close to Christian democratic parties, or even the social democratic ‘third-way’ (2007: 124). Derks (2006) suggests that in order to capture disenfranchised industrial workers hurt by globalization, post-industrial society and the supply of cheaper immigrant labor, radical right parties use a mix of egalitarianism and anti-welfare chauvinism. Similarly, Kitschelt’s (2004: 10) recent work reflecting on the radical right constituency’s division over economic policies, moderates his ‘winning formula’. He claims that radical right parties may not be on the extreme economic right, but rather on the “market-liberal side of the political spectrum” – a stance demonstrated by the few radical right parties which have attained executive office (Kitschelt, 2007: 1183). Testing Kitschelt’s restated ‘winning formula’ on three cases, De Lange (2007) empirically supports the claim that radical right parties have shifted their position to the economic center.

This conceptual approach suggests that radical right parties hold discernible positions on major ideological dimensions. In fact, the study of the radical right – in line with the scholarship on political parties and actors in general – uses spatial conceptions to account for party and voter placement. Kitschelt and McGann (1995), McGann and Kitschelt (2005) and Kitschelt (2007) analyze the ideal *stance* of radical right parties in the form of the ‘winning formula’. Van der Brug *et al.* (2005) explain radical right electoral success using party evaluations based on spatial proximity measures. Bjørklund and Andersen (1999) suggest that

¹ This evidence revisits Lipset’s (1981) decades-old concept of working class authoritarianism.

radical right voters in Scandinavia are positioned between the major left- and right-wing parties on economic issues. Ivarsflaten (2005) emphasizes the vulnerability of radical right parties, given the spatial differences among their voters on economic issues. Finally, Rydgren (2005: 418) notes that radical right success starts with spatial electoral niches where there are “gaps between the voters’ location in the political space and the perceived position of the parties”.²

Spatial theory provides a classical understanding of political competition by conceptualizing it as spanning continuous issue scales, simplified into issue dimensions (Hotelling, 1929; Downs, 1957).³ Parties *take positions* within this dimensional structure in response to voter distributions. For spatial theory, the dimensional structure of political space is an assumed context within which competition occurs. Consequently, the spatial tradition sees competition as a contest *over party positioning* with respect to voters, who minimize the aggregate distance between themselves and the party they vote for in n-dimensional space.

The application of spatial theory to radical right party study has been modified importantly by Meguid (2005, 2008). While utilizing spatial representation of competition among mainstream parties and radical right parties, Meguid considers not only party positioning, but also issue salience and issue ownership. This leads her to formulate a strategic game in which radical right parties present new political issues into political discourse, and mainstream parties choose to engage or dismiss these issues, thus either boosting or lowering their salience (2008: 28). This broadens the spatial conception of political competition by showing how issue salience allows strategic interaction between parties that are not spatial neighbors.

Meguid’s work highlights how the inclusion of issue salience and ownership opens new strategic possibilities in party competition. Its implications are, however, even more profound. When political actors invest salience into new cross-cutting political issues, they are introducing new issue dimensions and redefining the political space where competition occurs. Under these conditions, parties are likely to be invested more in some dimensions than others. Although they are likely to take clear positions on the dimensions of their primary interest, it may be logical for them to avoid taking clear stances on the dimensions in which they are not invested. Taking positions may thus be an inappropriate strategy in the context of multidimensional competition – and consequently, its study. Thus, the question ‘where radical right parties stand’ may not be the right one to ask. The next section turns to an analysis of the implications of multidimensional party competition in greater detail.

² A significant outlier to this approach is Mudde (2007: 135–137) who considers the discourse of radical right parties, underlining their ‘schizophrenic’ positioning.

³ Originally, spatial competition was conceptualized in a single dimension. Later models have relaxed the assumption of uni-dimensionality; their aim, however, was only to test whether and under what conditions equilibrium solutions hold in multiple dimensions (Chappell and Keech, 1986; Enelow and Hinich, 1989; Schofield, 1993).

Dimensional approach

The dimensional approach to competition introduced by this article is based on two core premises. First, the structure of political competition is not merely a fixed stage, but rather is itself the subject of competition. This approach understands political competition as a contest *over the presence* and *bundling* of political issues into various issue dimensions. Competition is then a contest over which issues or issue dimensions dominate political discourse and voter decision-making. Political parties thus do not only take positions on issue dimensions, they actively seek to alter the structure of competition to their advantage by manipulating these issues.

The second premise of the dimensional approach is that parties do not merely respond to voter preferences by taking positions, but that they also seek to affect voters' choices through emphasizing certain issues in political campaigns. This is borrowed from issue ownership and salience theory (Budge and Farlie, 1983; Budge *et al.*, 1987; Petrocik, 1996), which argues that parties strategically increase the salience of those issues on which they hold advantaged positions, while trying to mute issues somehow harmful to them. The relationship between voter preferences and party strategies is thus more complex than that spatial theory suggests. Parties may on the one hand fill popular niches by championing publicly salient, but politically untapped issues. On the other hand, parties may affect the popular salience of issues by either emphasizing or ignoring them.⁴

The dimensional approach points to two theoretically separate party strategies – issue introduction and position blurring. First, as originally formulated in Riker's (1982, 1986) *heresthetics*, political parties tactically alter political competition by introducing novel issues into political discourse (see also Budge *et al.*, 1987; Carmines and Stimson, 1989; Rabinowitz and Macdonald, 1989; MacDonald *et al.*, 1991). Introducing a new issue may produce a new dimension of political conflict and create a competitive niche for its protagonist, particularly if the issue does not naturally fold into the standing structure of competition. A party may also wish to introduce a new issue on which it is likely to be viewed favorably. Finally, a party may choose to introduce a new political issue with the aim of creating tensions within competing parties, thus weakening them.

Second, political parties may strategically avoid stances on some dimensions of multidimensional political conflict, and engage in what this article terms *position blurring*. Since political parties may have different stakes in different issue dimensions, they may not simply mute the salience of issues secondary to them. Rather, parties may attempt to project vague, contradictory or ambiguous positions on these issues. The aim of the strategy is to mask a party's spatial distance

⁴ These premises are consistent with spatial theory, as they effectively entail emphasizing (spatial) differences on a dimension that previously either lacked salience or where no differences between parties existed.

from voters in order to either attract broader support, or at least not deter voters on these issues. Position blurring is unlikely to be a successful strategy if applied on all issues. However, in the context of competing along one or few issue dimensions, blurring positions on other dimensions may be beneficial.

This is a contradictory expectation to the ‘obfuscation’ literature in American politics, which almost invariably concludes on both formal and empirical grounds that taking ambiguous positions is a *costly* strategy (Shepsle, 1972; Enelow and Hinich, 1981; Bartels, 1986; Franklin, 1991; Alvarez, 1998). This literature, however, considers uni-dimensional competition. Blurring positions on a unique dimension of conflict is a profoundly different situation to blurring positions on some dimensions, while presenting clear stances on others. Position blurring on some dimensions may be a rational strategy in the context of multidimensional issue competition.

Position blurring may take on different forms. First, parties may avoid presenting a stance all together. More frequently, parties may present vague or contradictory positions on a given issue dimension. Mudde (2007: 127) reports, for example, that many radical right parties mix appeals for low taxation and privatization with economic protectionism, particularly in the agricultural sector. This ideological profile combines stances which are not usually connected, as most parties associate low taxation and privatization with economic liberalism. Misaligning stances on issues commonly attached to a unique dimension allows parties to blur their general dimensional positioning, while giving them the opportunity to present different voters with contradictory programs. Position blurring can thus appear as either a lack of a position, as concurrent multiplicity of positions, or as positional instability over time.

The strategies stemming from dimensional competition carry different costs. The parties facing higher costs to issue introduction and position blurring are likely to be established political parties with long-standing histories, organizational apparatuses, core constituencies, and well-entrenched ideological images. They are likely to face organizational and ideological barriers to shifting political salience to new issues and blurring their positions on others. Established, mainstream parties are likely to find it harder to convince their membership and core constituents of the merits of adopting new issues and obscuring their positions on old ones. Their ideological heritage is likely connected with the historical development of social cleavages in their polity (see Lipset and Rokkan, 1967). This means that their political stance is known and entrenched, and their appeal stickier. Consequently, blurring positions on secondary issues may be futile and new issue introduction may spark crippling divisions.

On the contrary, radical right parties are less constrained in new issue introduction and position blurring. They entered European party systems in recent decades as outsiders ostracized by political elites. Furthermore, they have centralized, hierarchical organizational structures that favor top-down decision-making patterns (Heinisch, 2003). This gives them organizational facility in strategically contesting the dimensional structure of party competition.

Moreover, radical right parties face an electoral incentive for employing these dimensional strategies. As the literature on radical right social bases suggests, there is a dimensional discrepancy to radical right support. Radical right voters share an ideological affinity on non-economic, socio-cultural issues, such as immigration or law and order, while they are divided over the economy. This argument implies that radical right voters have different preference distributions across issue dimensions. This leads to the following hypotheses.

HYPOTHESIS 1: Radical right voters hold significantly more dispersed economic positions than major party supporters, while being less dispersed on non-economic, socio-cultural issues.

Consequently, radical right parties face different stakes in different issue dimensions. They are induced to compete on non-economic, socio-cultural issues by overemphasizing them in their discourse.

HYPOTHESIS 2: While major parties place comparable emphasis on both non-economic and economic issues, radical right parties overemphasize non-economic issues, while muting economic issues.

This article argues that while competing on the non-economic dimension, radical right parties do not merely deemphasize economic issues. In order not to deter supporters with divergent economic outlooks, radical right parties also present blurred stances on the economic dimension. The positional ambiguity of radical right parties on the economy can be analyzed across data sources, across party types and over time:

HYPOTHESIS 3A: The assessment of radical right party positions on economic issues significantly diverges across data sources, while the evaluation of their non-economic positions is largely consistent.

HYPOTHESIS 3B: Voters and experts are significantly less certain about radical right party placement on economic issues than about the economic placement of other party types.

HYPOTHESIS 3C: The assessment of radical right party positions on economic issues manifests significantly greater fluctuation over time than that of major parties.

The strategic increase in non-economic issue salience combined with position blurring on the economic dimension on the part of the radical right is likely to have positive electoral effects. By shifting emphasis toward their preferred issue dimension and distorting their economic stances, radical right parties attract their voters on the basis of non-economic, rather than economic issue considerations.

HYPOTHESIS 4: While voters consider both economic and non-economic issues when voting for major parties, they consider primarily non-economic (and not economic) issues when supporting the radical right.

Despite its benefits, position blurring has its limitations. Upon entering government, parties become responsible for implementing explicit policies, which circumscribes their ability to present vague or multiple positions, and forces them to take clear stances. Furthermore, parties with ambiguous views who succeed in entering government may face public embarrassment. The fate of some radical right parties, particularly the Austrian Freiheitliche Partei Österreichs (FPÖ), which lost substantial public support after entering governments, underlines this point (Heinisch, 2003; Luther, 2003; Fallend, 2004). Although an effective strategy in opposition, position blurring becomes a liability in government.

HYPOTHESIS 5: Government participation limits position blurring of radical right parties.

Data and operationalization

This article limits itself to contemporary (early to mid 2000s) Western Europe, where scholars argue the political space can be depicted in two dimensions.⁵ The first dimension relates to economics, ranging from state-directed redistribution to market allocation. The second dimension relates to non-economic, socio-cultural issues, concerning such factors as lifestyle choice, national identity, immigration, and religious values, and it ranges from socially liberal, alternative politics to socially conservative and traditional politics (Kitschelt, 1992, 2004; Laver and Hunt, 1992; Hooghe *et al.*, 2002; Benoit and Laver, 2006; Marks *et al.*, 2006; Vachudova and Hooghe, 2009). Since the second dimension tends to be more complex and loosely structured, this article refers to it simply as the non-economic dimension (Rovny and Marks, 2011).

To locate parties on these dimensions, this article uses the 1999, 2002, and 2006 Chapel Hill Expert Surveys (CHES), which place parties on an economic left–right scale and on green, alternative, and liberal vs. traditional, authoritarian, and nationalist policies (Steenbergen and Marks, 2007; Hooghe *et al.*, 2010). In order to test hypotheses 1 and 4, concerning voter preferences, the article utilizes the European Social Survey, 2006 (ESS).⁶ To test hypothesis 2, concerning the salience parties attach to different issues, the article uses the Comparative Manifesto Project (CMP) data set (Budge *et al.*, 1987; Volkens *et al.*, 2011). Table A2 in the Appendix lists the CMP categories that were used to construct an additive measure of salience for the economic and the non-economic dimensions. To test hypotheses 3a, 3b and 3c, concerning issue position blurring, the article combines four public opinion surveys: the World Values Surveys, 1999–2000 (WVS), the 2004 European

⁵ Although a two-dimensional political space is certainly a simplification, two dimensions are sufficient for capturing the key dynamics of issue emphasis and position blurring.

⁶ The ESS data set is preferred to the other public opinion survey data for three reasons. First, unlike the ISSP, the survey provides economic, as well as non-economic voter preferences. Second, it is generally considered to be of higher quality than the WVS. Finally, the ESS, 2006 overlaps with the 2006 CHES data, which makes it particularly appropriate for this study. It should be noted that using the ISSP, WVS, and EES data instead leads to substantively comparable results.

Election Study (EES), the International Social Survey Program (ISSP), 2006, and the ESS, 2006.⁷ It also assesses the long-term positional stability of parties using the CHES data sets. The CHES data set also provides a basis for testing hypothesis 5 concerning the effects of government participation.

The article considers all Western European parties generally referred to as radical right, populist right, extreme right, or neo-fascist by the party literature (cf. Golder, 2003; Norris, 2005; Kitschelt, 2007). The case selection is, however, constrained by the data.⁸ Consequently, the article is limited to the study of 17 radical right parties in nine countries. These are: FPÖ and Bündnis Zukunft Österreich (BZÖ) in Austria; Front National (FN) and Vlaams Blok/Belang (VB) in Belgium; Fremskridtspartiet (FP) and Dansk Folkeparti (DF) in Denmark; True Finns in Finland; Front National (FN) and Mouvement pour la France (MPF) in France; Die Republikaner (REP), Nationaldemokratische Partei Deutschlands (NPD) and Deutsche Volksunion (DVU) in Germany; Laikós Orthódoxos Synagermós (LAOS) in Greece; Alleanza Nazionale (AN) and Lega Nord (LN) in Italy; and Lijst Pim Fortuyn (LPF) and Partij voor de Vrijheid (PVV) in the Netherlands. Table A3 in the Appendix contains the details.

Major parties are operationalized as the most significant political parties on either side of the left–right spectrum in each party system. These parties are either the primary governing parties or the main opposition parties. In cases where more parties can be considered as major right or major left parties, all such parties are included. See Table A3 in the Appendix for details.

Finally, it should be stressed that each analysis considering party placement variance measures voter or expert deviations from *party-specific* means. Consequently, the natural differences between party positions are removed from the analyses.

Analyses and results

Radical right voters and issue dimensions

This section tests hypothesis 1, showing that radical right voter preferences are highly dispersed on the economic dimension, compared to the preferences of major party supporters. Simultaneously, radical right voter positions are significantly more compact on the non-economic dimension, as compared to major

⁷ To construct economic and non-economic scales of voter preferences, I use factor scores from separate factor analyses on the economic and non-economic items of each data set. The specific items used for each dimension in a given data set are listed in Table A2 in the Appendix. The 2004 EES only includes a question about general left–right self-placement. It does not contain any specific issue items that may be used for constructing an economic and non-economic dimension. However, its questions asking voters to place parties in their party system on the general left–right scale are very appropriate for testing hypothesis 3b.

⁸ The CHES data sets, which are central to the dimensional analyses, do not cover Norway and Switzerland, while some radical right parties score below 3% cutoff of the data set, and thus are not included. The CMP data set tends to cover only electorally larger parties, hence a number of smaller radical right parties are not covered (see Table A3 in the Appendix for details).

Table 1. Variance ratio tests of voter positions

	Economic dimension		Non-economic dimension	
	N	Std. dev.	N	Std. dev.
Major right	3612	0.967	3382	0.870
Radical right	522	1.093	466	0.871
Variance ratio test	F (3611, 521) = 0.783, $P < 0.000$		F (3381, 465) = 0.999, $P < 0.511$	
Major left	2942	0.88	2706	0.952
Radical right	522	1.093	466	0.871
Variance ratio test	F (2941, 521) = 0.655, $P < 0.000$		F (2705, 465) = 1.196, $P < 0.007$	

Variance ratio test of voter placement. Measures voter deviations from party-specific mean voters over radical right and major parties (European Social Survey, 2006).

party voters. Table 1 presents a summary of *party-specific* standard deviations of radical right and major party supporters on the two dimensions. It considers each voter's deviation from *party-specific* mean voters, thus removing the differences in individual party placements. This analysis utilizes the ESS, 2006 survey because it provides data on both the economic and non-economic dimensions and it is contemporaneous with the CHES 2006 data used later.

The statistics in Table 1 suggest that radical right voters have a greater variance around their party's mean voter on economic issues. The variance ratio test shows that this variance is significantly greater than those of either the major right or major left parties. The radical right voter dispersion on the non-economic dimension is significantly smaller than that of major left parties, and almost identical to that of major right parties. Hypothesis 1 is thus supported with the caveat that radical right and major right supporters have the same dispersion on non-economic issues.

The causal order between the radical right voter and party positioning is unclear. It is difficult to say whether some voters support radical right parties because of the parties' clear non-economic stances and vague economic stances, or whether radical right parties adjust their stances to fit these voter distributions. However, given these distributions of radical right supporters, there exists a political niche combining authoritarian positions on non-economic issues with a broad and dispersed economic placement, allowing the capture of wider economic constituencies. The next sections consider how radical right parties behave in light of this electoral niche.

Radical right parties and issue salience

Testing hypothesis 2, this section suggests that rather than contesting the entrenched issues of political competition, radical right parties highlight nationalism, ethnocentrism, and general opposition to the political establishment. Their main issue domain thus lies not on the primary, economic dimension, but on the secondary, non-economic dimension.

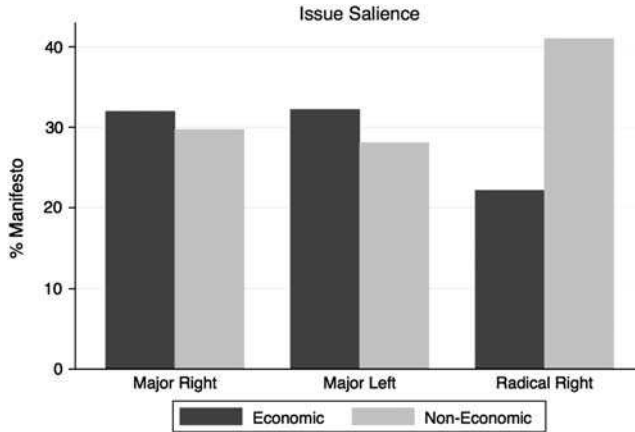


Figure 1 Issue salienc by party type. Comparative manifesto data. Average salienc by party type for years 2000 and up.

Confirming hypothesis 2, Figure 1 compares the salienc that radical right parties place on economic and non-economic issues with major right and major left parties. Major parties devote about 30% of their manifestos to economic as well as to non-economic issues. They tend to slightly overemphasize economic issues, which is logical given the central role the economy plays in mainstream political discourse and public policy. Radical right parties, on the contrary, overemphasize non-economic issues by devoting over 40% of their manifestos to them on average. Economic issues are instead neglected, with only some 22% of manifesto space. The most striking is the relative difference: radical right parties devote almost twice as much of their manifestos to non-economic, rather than economic, issues.

A similar picture emerges when considering the long-term trend of economic and non-economic issue salienc of these three party types (Figure 2). Both major left and major right parties balance their attention between economic and non-economic issues over the post-war period. Radical right parties, on the other hand, place more or less constant emphasis on economic issues, while devoting increasingly more of their manifestos to non-economic issues over time.

Economic position blurring

Radical right parties project themselves as parties contesting predominantly non-economic issues. For strategic reasons, they muddy their economic outlooks and shy away from discussing economic policies explicitly and at length, which allows them to attract a broader coalition of voters. This economic position blurring is not only picked up by voters, who tend to evaluate the radical right on the basis of their non-economic issue preferences, but also by party experts.

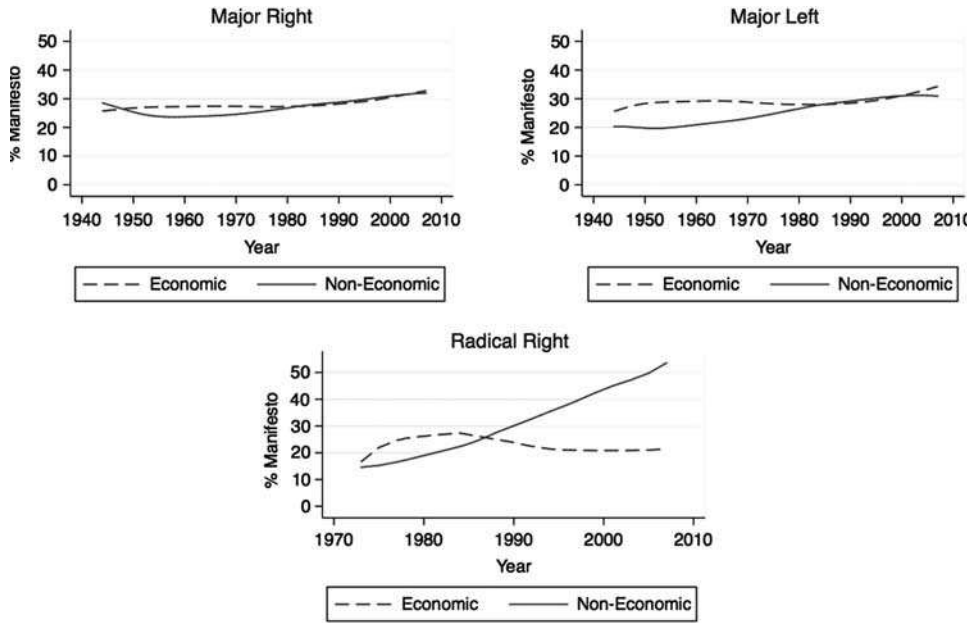


Figure 2 Issue salience in the post-war period. Comparative manifesto data.

This section tests hypotheses 3a, 3b, and 3c. It first considers the assessment of radical right placements across multiple data sets. Second, it predicts the standard deviations of voter and expert party placements by party types, showing the particularity of the radical right. Finally, it addresses the fluctuations of radical right party placements over time.

Figures 3 and 4 present ordinal expert placement of political parties and ordinal positioning of mean radical right voters on the economic and non-economic dimensions.⁹ Each row corresponds to a different source of information on party placement within a given party system. Parties are arranged horizontally from left to right on the economic dimension and from social liberalism to authoritarianism on the non-economic dimension. They are lined up with major left and major right parties (lightly shaded) within each party system, while radical right parties are emphasized in bold.

The data show that *radical right economic placement seems rather erratic*. While some sources suggest that a radical right party stands on the extreme economic right, others place it *to the left* of the major left party in the given system

⁹ Expert judgments and voter preferences are coded on different scales. When experts place political parties and voters outline their positioning on political issues, there is no certainty that they conceive of political space in comparable ways. It is thus impossible to say that distance on the voters' scale is the same as the equivalent distance on the scale used by the party experts. As a result, it is erroneous to report the placement on a continuous scale. I opt instead to report the placement as ordinal level data, which compares voter positioning to other voters and expert placement relative to other expert placements.

AUSTRIA		Econ Left										Econ Right		FPO	BZO
Voters	WVS 1999	KPO	SPO			Grüne	FPO		OVP	LIF				0.67	.
	ESS 2006	KPO	SPO	Grüne	LIF	FPO	BZO	OVP						0.71	0.86
Experts	CHES 1999	Grüne	SPO					OVP	FPO	LIF				0.80	.
	CHES 2006	Grüne	SPO			FPO	BZO	OVP	LIF					0.50	0.67
													0.13	0.13	
BELGIUM Flanders		Econ Left										Econ Right		VB	
Voters	WVS 1999		SP	Agalev	ID	CVP	VB	VLD						0.83	
	ESS 2006	Agalev/Groen	SP.A	VB	CD&V	N-VA		VLD						0.50	
Experts	CHES 1999	Agalev	SP		VU-ID21	CVP		VLD	VB					1.00	
	CHES 2006	Agalev/Groen	SPA	CD&V	NVA	VB		VLD						0.83	
													0.21		
BELGIUM Francophone		Econ Left										Econ Right		FN	
Voters	WVS 1999	FN	ECOLO	PS	PSC			PRL-FD						0.20	
	ESS 2006	FN		PS	ECOLO			MR						0.25	
Experts	CHES 1999		ECOLO	PS	PSC			PRL-FD	FN					1.00	
	CHES 2006			PS	ECOLO	CDH	MR								
													0.45		
DENMARK		Econ Left										Econ Right		FP	DF
Voters	WVS 1999	EL	SF	SD	FP	KRF	CD	RV	KP	V	DF			0.40	1.00
	ESS 2006	EL	SF	FP	SD	RV	KRF	DF	CD	V	KF			0.30	0.70
Experts	CHES 1999	EL	SF	SD	RV	DF	KRF	New Alliance	V	KP				1.00	0.70
	CHES 2006	EL	SF	SD		DF			V	KF	RV			0.57	
													0.38	0.18	
FINLAND		Econ Left										Econ Right		True Finns	
Voters	WVS 1999	VAS		SDP	True Finns	VIHR	KD	KESK	RKP	KOK				0.38	
	ESS 2006	VAS	KD	SDP				KESK	VIHR	RKP	True Finns	KOK		0.88	
Experts	CHES 1999	VAS	VIHR	SDP	RKP	KD	True Finns	KESK	KOK					0.75	
	CHES 2006	VAS		SDP	VIHR	True Finns	KD	KESK	True Finns	RKP	KOK			0.50	
													0.20		
FRANCE		Econ Left										Econ Right		FN	MPF
Voters	WVS 1999	PCF	VERTS	FN	PS		UDF		RPR	DL				0.43	.
	ESS 2006	PCF		PS	VERTS	MPF	UDF	FN	UMP					0.86	0.57
Experts	CHES 1999	PCF		PS	VERTS	UDF		RPR	FN					1.00	.
	CHES 2006	PCF		PS	VERTS	UDF		RPR	RPF	DL	FN			1.00	.
													0.71	1.00	
													0.24	0.30	
GREECE		Econ Left										Econ Right		LAOS	
Experts	CHES 2006	KKE		DIKKI		SYRIZA		PASOK		LAOS	ND			0.83	
GERMANY		Econ Left										Econ Right		REP	NPD
Voters	WVS 1999	PDS		REP	SPD			CDU-CSU	Gruenen	FDP				0.33	
	ESS 2006	PDS	REP	NPD-DVU	SPD	Gruenen	CDU-CSU	FDP						0.29	0.43
Experts	CHES 1999	PDS			SPD	Gruenen	CDU-CSU	NPD	REP	FDP				0.86	0.71
	CHES 2006	PDS			SPD	Gruenen	CDU-CSU	DVU	REP	FDP				0.86	0.71
													0.32	0.16	
ITALY		Econ Left										Econ Right		LN	AN
Voters	WVS 1999	RC	PDS	CDU	PSDI	PPI	FdV	CCD	LN	AN	FI			0.80	0.90
	CHES 1999	RC	PDS	FdV	PPI	PSDI	AN	CDU	CCD		FI	LN		0.60	1.00
Experts	CHES 2006	RC	DS	FdV	SDI	DL	IdV	UDC	AN		FI	LN		1.00	0.80
														0.20	0.10
NETHERLANDS		Econ Left										Econ Right		LPF	PVV
Voters	ISSP 2006	SP	LPF(Fortuyn)	PvdA	Groen	CDA	CU	PVV(Wilders)	D66	VVD				0.22	0.78
	CHES 2006	SP	Groen	PvdA		CU	D66	CDA		VVD	PVV			1.00	
													0.16		

Figure 3 Economic positioning of radical right parties. Extreme right parties are in bold. Anchored by mainstream left- and right-wing parties. Please see Appendix for details regarding the construction of dimensions.

AUSTRIA		Lib								Auth		FPO	BZO	
Voters	WVS 1999	KPO	G	LIF	SPO	FPO	OVP					0.83	.	
	ESS 2006			Grüne	SPO	LIF	OVP			BZO	FPO	1.00	0.86	
Experts	CHES 1999		LF	GA	SPO		OVP		KPO	FPO		1.00		
	CHES 2006		Grüne	LIF	SPO		OVP		BZO	FPO		1.00	0.83	
												0.08	0.02	
BELGIUM Flanders		Lib								Auth		VB		
Voters	WVS 1999	Agalev	SP	ID	VLD	PSC	VB	CVP				0.86		
	ESS 2006		Agalev/Gro	N-VA	VLD	SP.A	CD&V	VB				1.00		
Experts	CHES 1999	Agalev	VU-ID21	SP	VLD	CVP	VB					1.00		
	CHES 2006		Groen	SPA	VLD	CD&V	NVA	VB				1.00		
												0.07		
BELGIUM Francophone		Lib								Auth		FN		
Voters	WVS 1999	ECOLO	PS	PRL-FD	PSC		FN					1.00		
	ESS 2006	ECOLO	CDH	MR	PS		FN					1.00		
Experts	CHES 1999	ECOLO	PS	PRL-FD	PSC		FN					1.00		
	CHES 2006	ECOLO	PS	MR	CDH									
													0.00	
DENMARK		Lib								Auth		FP	DF	
Voters	WVS 1999	EL	RV	SF	KF	SD	CD	V	DF	FP	KRF		0.90	0.80
	ESS 2006	EL	RV	SF	CD	SD		V	KF	Kristender	DF	FP	1.00	0.90
Experts	CHES 1999		EL	SF	RV	SD	KRF	V	KF	CD	FP	DF	0.90	1.00
	CHES 2006		EL	RV	SF	SD		V	KF	DF			1.00	
												0.06	0.10	
FINLAND		Lib								Auth		True Finns		
Voters	WVS 1999	VIHR	VAS	RKP	KOK	SDP			KESK	KD	True Finns		1.00	
	ESS 2006	VIHR	VAS	RKP	KOK	SDP	KD		KESK	True Finns			1.00	
Experts	CHES 1999	VIHR	VAS			SDP	RKP/SFP	KOK	KESK	True Finns			1.00	
	CHES 2006	VIHR	VAS	RKP/SFP		SDP	KOK		KESK	True Finns	KD		0.88	
												0.00	0.06	
FRANCE		Lib								Auth		FN	MPF	
Voters	WVS 1999	VERTS	PCF	PS	DL	UDF			RPR	FN			1.00	.
	ESS 2006	VERTS		PS	PCF	UDF	MPF	UMP	FN				1.00	0.71
Experts	CHES 1999	VERTS		PS	UDF	PCF	DL	RPR	RPF	FN			1.00	.
	CHES 2006	VERTS		PS	PCF	UDF		UMP	MPF	FN			1.00	0.86
												0.00	0.10	
GERMANY		Lib								Auth		REP	NPD-DVU	
Voters	WVS 1999		Gruenen	PDS	SPD	FDP			CDU-CSU	REP			1.00	.
	ESS 2006		Gruenen	SPD	Linke	FDP			CDU-CSU	NPD/DVU	REP		1.00	0.86
Experts	CHES 1999	Gruenen	FDP	PDS	SPD				CDU-CSU	REP	DVU		0.86	1.00
	CHES 2006	Gruenen	Linke	FDP	SPD				CDU-CSU					
												0.08	0.10	
GREECE		Lib								Auth		LAOS		
Experts	CHES 2006	SYRIZA		PASOK	KKE	ND	DIKKI		LAOS				1.00	
ITALY		Lib								Auth		LN	AN	
Voters	WVS 1999	FdV	RC	PDS		PSDI	CDU	AN	FI	LN	PPI	CCD	0.80	0.60
	CHES 1999		FdV	PDS	RC	PSDI	UD	LN	PPI	FI	CCD	CDU	AN	0.60
Experts	CHES 2006	FdV	RC	SDI	DS	DL	IdV		FI	UDC	LN	AN	0.90	1.00
													0.15	0.23
NETHERLANDS		Lib								Auth		PVV		
Experts	CHES 2006	GL	D66	PvdA	VVD	SP	PVV	CDA	CU				0.75	

Figure 4 Non-economic positioning of radical right parties. Extreme right parties are in bold. Anchored by mainstream left- and right-wing parties. Please see Appendix for details regarding the construction of dimensions.

(Figure 3). This contrasts sharply with radical right positioning on the non-economic dimension of competition, where a vast majority of sources agree, and place the radical right on the authoritarian fringe (Figure 4).

The right-hand column of Figures 3 and 4 provides summary measures of radical right ordinal placement, while taking the number of parties in the party

system into account.¹⁰ The standard deviation of these placements is reported at the bottom of the column. The mean standard deviation – that is the average discrepancy between the placement measures of each radical right party – is 0.226 on the economic dimension, while it is just 0.081 on the non-economic dimension.

This evidence, showing that radical right party placement on the non-economic dimension is very consistent across data sources, but that their placement on economic issues diverges extensively within each system, supports hypothesis 3a. This finding underscores the limited utility of spatial conceptions when studying radical right parties. Rather than holding positions on economic issues, radical right parties try to avoid clear economic stances.

Consequently, it is important to address whether radical right placement varies significantly more than that of other parties. Table 2 presents results of ordinary least squares (OLS) regression analyses predicting voter and expert standard deviations on party placement on the economic and non-economic dimensions.¹¹ The standard deviations are explained by party family: major right, major left, radical right, and radical left.¹² In addition, the models control for general party characteristics: distance from the center of the left–right dimension; government participation; and vote share. Government participation is interacted with the radical right dummy variable in order to assess hypothesis 5.

The results in Table 2 support hypothesis 3b suggesting that radical right parties blur their economic positions. In the first three models concerning the economic dimension, the coefficient on the radical right is positive and statistically significant, meaning that voters and experts are significantly less certain (have higher standard deviations) about radical right parties. Major parties do not have a significant effect on voter and expert (un)certainty. Interestingly, both voters and experts are *more* certain about the economic placement of radical left parties, as the radical left has a negative effect on blurring (their standard deviations are significantly smaller). On the non-economic dimension (models 4 and 5), party families do not predict the certainty of voter or expert placement at all. This suggests that there is no significant difference in the (un)certainty of voters and experts about major and radical party placements on the non-economic dimension – they are comparably certain about the placement of all of these parties.

These results reject the speculation that voters and experts simply do not know as much about the parties belonging to the radical right and left, which tend to be smaller and stand on the political extremes. The results further reject the notion that the dependent variable of expert and voter standard deviations thus merely

¹⁰ The summary measure takes the ordered position of an expert party placement or mean radical right party voter on economic and non-economic issues, while adjusting for the number of parties in the given system. For example, if the radical right is the fifth of seven parties ordered along the economic left–right scale, it receives the score $5/7 = 0.714$.

¹¹ These are again party-level standard deviations, measuring either voter or expert deviations from party-specific means, thus removing the differences in individual party placements.

¹² See Table A3 in the Appendix for the list of parties in each party family.

Table 2. Predicting voter and expert placement std. dev.

	Economic dimension			Non-economic dimension	
	(1) Voter placement std. dev. (EES)	(2) Voter std. dev. (ESS)	(3) Expert std. dev. (CHES)	(4) Voter std. dev. (ESS)	(5) Expert std. dev. (CHES)
Radical right	0.757*** (0.196)	0.168*** (0.060)	0.669*** (0.185)	0.043 (0.071)	0.165 (0.292)
Major left	-0.052 (0.204)	-0.007 (0.061)	-0.048 (0.193)	0.097 (0.072)	-0.288 (0.305)
Major right	-0.030 (0.200)	0.069 (0.054)	-0.037 (0.176)	0.030 (0.064)	-0.019 (0.277)
Radical left	-0.414*** (0.152)	-0.110** (0.050)	-0.337** (0.153)	0.048 (0.059)	0.129 (0.241)
Government participation Radical right (<i>partial slope</i>)	-0.012*** (0.003)	0.002 (0.002)	0.003 (0.003)	0.001 (0.002)	-0.004 (0.005)
Government participation Non-radical right (<i>partial slope</i>)	-0.000 (0.001)	0.000 (0.000)	-0.002* (0.001)	-0.000 (0.000)	0.002 (0.001)
Distance from center	0.105** (0.050)	0.015 (0.017)	-0.050 (0.051)	-0.010 (0.021)	0.064 (0.080)
Percentage of votes	0.002 (0.007)	-0.003 (0.002)	0.002 (0.006)	0.000 (0.002)	-0.002 (0.009)
Constant	1.840*** (0.119)	0.914*** (0.044)	1.302*** (0.121)	0.887*** (0.052)	1.111*** (0.191)
N	82	77	98	77	98
R ²	0.373	0.336	0.378	0.066	0.061

EES = European Election Study; ESS = European Social Survey; CHES = Chapel Hill Expert Survey.

Standard errors are given in parentheses, *** $P < 0.01$, ** $P < 0.05$, * $P < 0.1$.

OLS Regression. The dependent variables are party-level std. dev. – they measure either voter or expert deviations from party-specific means. Voter placement of parties on the general left-right scale measured in the EES (2004; model 1). Voter positions on economic and non-economic dimensions measured in the ESS (2006; models 2 and 4). Expert placement on economic left-right scale and social liberalism and authoritarianism measured in the 2006 CHES (models 3 and 5). Partial slopes calculated using Stata's 'xi3' command written by Michael Mitchell and Phil Ender.

taps the voters'/experts' (lack of) knowledge, rather than party strategies. First, the models control for vote share and distance from the center. Second, voters and experts are more certain about radical left placement, while exhibiting significant doubts about the radical right on the economic dimension. This discrepancy

Table 3. Party position change over time

	Economic dimension		Non-economic dimension	
	N	Mean position change	N	Mean position change
Major right	24	0.568	24	0.604
Radical right	12	1.2	12	0.811
Means difference test	T = 2.750, $P < 0.015$		T = 0.935, $P < 0.362$	
Major left	22	0.516	22	0.514
Radical right	12	1.2	12	0.811
Mean difference test	T = 2.953, $P < 0.010$		T = 1.437, $P < 0.172$	

Mean of absolute change of party positions between 1999, 2002, and 2006. Means difference tests assume unequal variances (Chapel Hill Expert Surveys).

cannot be simply attributed to voter's and expert's lack of knowledge of smaller, outlying parties. It is very likely that deliberate partisan strategizing – economic blurring of the radical right – is the cause.

The interaction effect in the models of Table 2 provides a basis for evaluating hypothesis 5, which expects radical right parties to decrease their economic blurring when their party is in power. The partial slope associated with the effect of government for radical right parties shows significant effect in the expected direction only in model 1. This supports hypothesis 5 by showing that voters are significantly more certain of radical right party placement on economic issues when these have been in government. However, since the finding is not reproduced in other models, the test of hypothesis 5 is inconclusive. A more refined time-series assessment of radical right strategies when their party forms the government, which is beyond the scope of this article, is likely to provide a clearer answer.

The final test of radical right economic blurring, evaluating hypothesis 3c, assesses radical right party's ideological stability on this dimension over time. Given the hypothesized vagueness of radical right economic placements, we should expect significantly greater positional shifts on the economic dimension among radical right parties as compared to major parties. These shifts should not be interpreted as true movements in the radical right's positions, but rather as a reflection of the uncertainty of their positions.

Table 3 summarizes the mean positional change of radical right and major parties over three time periods, measured by the CHES – 1999, 2002, and 2006. The table provides statistical tests of differences in average absolute position change of individual parties over this time period. Supporting hypothesis 3c, it shows that radical right parties appear to change their positions on economic issues significantly more than major parties. On non-economic issues, radical right parties are not significantly different from major parties.

Thus, the evidence so far suggests that radical right parties employ deliberate dimensional strategies. They compete on non-economic issues, while blurring

their stances on economic issues. These parties emphasize non-economic issues over economic ones in their manifestos. Both voters and experts are significantly uncertain about radical right economic placement, although they are more certain about the placements of other parties. Finally, radical right parties exhibit seeming instability in their economic placements over time. All these suggest that radical right parties purposefully obscure their economic placements. The next section considers the electoral consequences of this strategy.

Why support the radical right?

Since radical right parties tend to mostly consider non-economic issues, voters should support radical right parties when they agree with them on non-economic issues, as per hypothesis 4. Economic issues should play a limited role in voters' calculus over casting a vote for the radical right.

Figure 5 reports results of the Multinomial Logit model predicting vote choice for radical right parties using the 2006 ESS. The model predicts party vote choice by positioning on the economic and non-economic dimensions, while controlling for voters' gender, age, education, and income.¹³ Although this analysis presents combined data across party systems, looking at individual parties produces substantively comparable results. Substantively comparable results are also obtained using other data sets.¹⁴ The figure presents the predicted probabilities of voting for radical right and major parties, given a voter's positioning on the economic and non-economic dimensions,¹⁵ while other predictors are held at their mean.

The graphs support hypothesis 4 by showing that voters of radical right parties cast their votes on the basis of non-economic issue considerations. Radical right parties attract voters who stand at or near the authoritarian extreme of the non-economic dimension. Conversely, voters do not tend to place similar emphasis on economic concerns while voting for the radical right. Although statistically significant, positioning on the economic dimension does not substantively affect the probability of voting for the radical right. The predicted probabilities stemming from the economic dimension are very low, and the economic left–right curve is almost flat. In comparison, mainstream parties attract voters on both dimensions, while voters' economic preferences have a particularly strong impact on mainstream party vote.

¹³ The details of the model are presented in Table A1 in the Appendix. The core assumption of Multinomial Logit – the independence of irrelevant alternatives (IIA) – holds when tested with the Small-Hsiao test. In any case, the alternative model – Multinomial Probit – is considered problematic, although not requiring the IIA assumption. It is computationally complex and with a larger number of choice categories becomes intractable. Furthermore, recent methodological literature suggests that the estimates of Multinomial Probit are almost always less accurate than those of Multinomial Logit (Kropko, 2008).

¹⁴ For details, please contact the author.

¹⁵ The economic axis is based on standardized scores of variable 'gincdif' in ESS, 2006, concerning voter propensity to redistribute income, which is the only question tapping explicitly economic preferences. The non-economic axis is based on standardized factor scores derived from principal factor analysis of the non-economic items of ESS, 2006, listed in Table A2 of the Appendix. Given the standardized scores, the axes run from roughly -2.5 to $+2.5$.

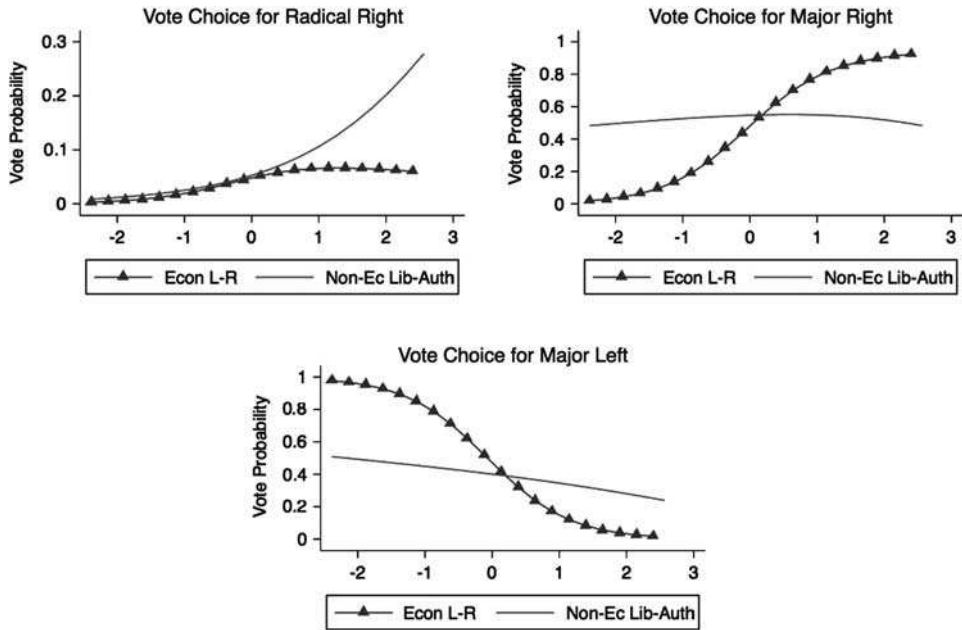


Figure 5 Vote choice for different party types. Predicted probabilities for economic and non-economic positions while other variables held at their means. Based on Multinomial Logit model presented in Table A1 in the Appendix. European Social Survey (2006), estimated using Stata 11.1 'prgen' command.

The radical right's strategies of deliberately understating economic issues and blurring its stances on them shape its electoral fortunes. Since voters do not support the radical right on the basis of economic preferences, radical right parties are able to attract a broader electoral coalition, spanning from unemployed industrial workers to some white collar workers and the self-employed. Multi-dimensional party competition, with its strategies of issue emphasis and position blurring, permits the amalgamation of voters united by some preferences, but divided by others, with significant electoral consequences.

Conclusion

This article explores the puzzle of radical right party positioning. Using party manifesto data, expert data on party placement, and data on voter preferences, it argues that radical right parties contest the structure of political competition. Due to their investment in various issues, they employ diverse strategies in different dimensions. Consequently, radical right parties emphasize and take clear ideological stances on the authoritarian fringe of the non-economic dimension, while deliberately avoiding precise economic placement.

This article presents a dimensional approach to political competition, which sees politics as competition *over the issue composition* of political space. Parties

compete for voters by seeking to shift the basis of political competition. To sidestep major parties, non-entrenched parties like the radical right are inclined to explore previously neglected issues, such as nationalism and anti-immigration – a strategy facilitated by their hierarchical organizational structure.

This dimensional competition renders the partisan strategy of position blurring viable. Although position blurring has been analyzed as *costly* in uni-dimensional competition, it is a potentially rewarding strategy in multidimensional contests. While competing on the non-economic dimension, radical right parties maintain a consciously opaque profile on economic issues. Through this position blurring they remove or misrepresent their spatial distance from voters, and attract a broader coalition of economic interests.

Radical right parties benefit directly from their strategy of economic position blurring. Voters respond to partisan signals and vote for radical right parties on the basis of their non-economic issue interests, rather than economic preferences. This benefits the radical right by securing electoral support from socially authoritarian voters, without deterring voters on the basis of economic issue preferences. Blurring ideological positions is thus a rational strategy on the part of the European radical right.

The dimensional approach to political competition presented in this article is consistent with the spatial paradigm in that it considers party and voter placement in n-dimensional space. It is, however, inconsistent with spatial theory, which sees party competition as *position taking*, without considering the relative stakes that parties may have in different issue dimensions. It is the argument of this article that these stakes determine partisan strategic calculations, potentially leading them to avoid taking positional stances. The academic debate over radical right placement on economic issues should consequently consider the limits of spatial theory, and acknowledge the possibility that parties may compete by deliberate position blurring.

Acknowledgements

I would like to thank Gary Marks, Liesbet Hooghe, Herbert Kitschelt, George Rabinowitz, John D. Stephens, James A. Stimson, Milada Anna Vachudova, Georg Vanberg and three anonymous reviewers for their helpful suggestions. Special thanks for her comments, editing and support go to Allison E. Rovny. All outstanding errors are mine.

References

- Alvarez, R.M. (1998), *Information and Elections*, Ann Arbor: University of Michigan Press.
- Bartels, L.M. (1986), 'Issue voting under uncertainty: an empirical test', *American Journal of Political Science* 4: 709–728.
- Benoit, K. and M. Laver (2006), *Party Policy in Modern Democracies*, London: Routledge.
- Betz, H.-G. (1994), *Radical Right-Wing Populism in Western Europe*, New York: Palgrave Macmillan.
- Bjørklund, T. and J.G. Andersen (1999), *Anti-Immigration Parties in Denmark and Norway: The Progress Parties and the Danish People's Party*. Institut for Økonomi, Politik og Forvaltning, Aalborg: Aalborg Universitet.

- Budge, I. and D. Farlie (1983), *Explaining and Predicting Elections: Issue Effects and Party Strategies in Twenty-Three Democracies*, London: Allen & Unwin.
- Budge, I., D. Robertson and D. Hearl (1987), *Ideology, Strategy and Party Change: Spatial Analyses of Post-War Election Programmes in 19 Democracies*, Cambridge: Cambridge University Press.
- Carmines, E.G. and J.A. Stimson (1989), *Issue Evolution: Race and the Transformation of American Politics*, Princeton: Princeton University Press.
- Chappell, H. and W. Keech (1986), 'Policy motivation and party differences in a dynamic spatial model of party competition', *American Political Science Review* 80(3): 881–899.
- de Lange, S. (2007), 'A new winning formula? The programmatic appeal of the radical right', *Party Politics* 13(4): 411–435.
- Derks, A. (2006), 'Populism and the ambivalence of egalitarianism. How do the underprivileged reconcile a right wing party preference with their socio-economic attitudes?', *World Political Science Review* 2(3): 175–200.
- Downs, A. (1957), *An Economic Theory of Democracy*, New York: Harper and Row.
- Enelow, J. and M.J. Hinich (1981), 'A new approach to voter uncertainty in the Downsian spatial model', *American Journal of Political Science* 25(3): 483–493.
- Enelow, J.M. and M.J. Hinich (1989), 'A general probabilistic spatial theory of elections', *Public Choice* 61(2): 101–113.
- European Election Study (EES) (2004), Retrieved 22 November 2011 from www.ees-homepage.net
- European Social Survey Round 3 Data (2006), Data file edition 3.3. Norwegian Social Science Data Services, Norway – Data Archive and distributor of ESS data. Retrieved 22 November 2011 from <http://www.europeansocialsurvey.org/>
- Evans, J.A.J. (2005), 'The dynamics of social change in radical right-wing populist party support', *Comparative European Politics* 3(1): 76–101.
- Fallend, F. (2004), 'Are right-wing populism and government participation incompatible? The case of the freedom party of Austria', *Representation* 40(2): 115–130.
- Franklin, C.H. (1991), 'Eschewing obfuscation? Campaigns and the perception of US senate incumbents', *The American Political Science Review* 85(4): 1193–1214.
- Golder, M. (2003), 'Explaining variation in the success of extreme right parties in Western Europe', *Comparative Political Studies* 36(4): 432–466.
- Hainsworth, P. (ed.) (2000), 'Introduction' *The Politics of the Extreme Right*, London: Pinter.
- (2007), *The Extreme Right in Western Europe*. Routledge.
- Heinisch, R. (2003), 'Success in opposition – failure in government: explaining the performance of right-wing populist parties in public office', *West European Politics* 26(3): 91–130.
- Hooghe, L., G. Marks and C.J. Wilson (2002), 'Does left/right structure party positions on European integration?', *Comparative Political Studies* 35(8): 965–989.
- Hooghe, L., R. Bakker, A. Brigevech, C. De Vries, E.E. Edwards, G. Marks, J. Rovny, M. Steenbergen and M.A. Vachudova (2010), 'Reliability and validity of measuring party positions: The Chapel Hill Expert Surveys of 2002 and 2006', *European Journal of Political Research* 49(5): 687–703.
- Hotelling, H. (1929), 'Stability in competition', *Economic Journal* 39(153): 41–57.
- Ignazi, P. (2003), *Extreme Right Parties in Western Europe*, Oxford: Oxford University Press.
- ISSP Research Group, International Social Survey Programme (ISSP): IV Government Responsibilities, (2006). Distributor: GESIS Cologne Germany ZA4850. Retrieved 22 November 2011 from <http://www.issp.org/>
- Ivaresflaten, E. (2005), 'The vulnerable populist right parties: no economic re-alignment fuelling their electoral success', *European Journal of Political Research* 44(3): 465–492.
- Kitschelt, H. (1992), 'Formation of party systems in East Central Europe', *Politics and Society* 20(1): 7–50.
- (2004), 'Diversification and reconfiguration of party systems in postindustrial democracies', *Europäische Politik* (03/2004), Friedrich Ebert Stiftung. Retrieved 22 November 2011 from <http://library.fes.de/pdf-files/id/02608.pdf>
- (2007), 'Growth and persistence of the radical right in postindustrial democracies: advances and challenges in comparative research', *West European Politics* 30(5): 1176–1206.
- Kitschelt, H. and A.J. McGann (1995), *The Radical Right in Western Europe: A Comparative Analysis*, Ann Arbor: University of Michigan Press.

- Kriesi, H., E. Grande, R. Lachat, M. Dolezal, S. Bornschieer and T. Frey (2008), *West European Politics in the Age of Globalization*, Cambridge: Cambridge University Press.
- Kropko, J. (2008), 'Choosing between Multinomial Logit and Multi-nomial Probit models for analysis of unordered choice data', *Midwest Political Science Association*.
- Laver, M. and B.W. Hunt (1992), *Party and Policy Competition*, London: Routledge.
- Lipset, S.M. (1981), *Political Man (Expanded Edition)*, Baltimore: Johns Hopkins University Press.
- Lipset, S.M. and S. Rokkan (1967), *Cleavage Structures, Party Systems, and Voter Alignments: An Introduction*, New York: The Free Press.
- Luther, K.R. (2003), 'The self-destruction of a right-wing populist party? The Austrian Parliamentary Election of 2002', *West European Politics* 26(2): 136–152.
- MacDonald, S.E., O. Listhaug and G. Rabinowitz (1991), Issues and Party Support in Multiparty Systems, *The American Political Science Review* 85(4): 1107–1131.
- Marks, G., L. Hooghe, M. Nelson and E.E. Edwards (2006), 'Party competition and European integration in the East and West: different structure, same causality', *Comparative Political Studies* 39(2): 155–175.
- McGann, A. and H. Kitschelt (2005), 'The radical right in the Alps: Evolution of support for the Swiss SVP and Austrian FPÖ', *Party Politics* 11(2): 147–171.
- Meguid, B. (2005), 'Competition between unequals: the role of mainstream party strategy in Niche party success', *American Political Science Review* 99(3): 347–359.
- (2008), *Party Competition Between Unequals: Strategies and Electoral Fortunes in Western Europe*, Cambridge: Cambridge University Press.
- Mudde, C. (1996), 'The war of words defining the extreme right party family', *West European Politics* 19(2): 225–248.
- (2007), *Populist Radical Right Parties in Europe*, Cambridge: Cambridge University Press.
- Norris, P. (2005), *Radical Right: Voters and Parties in the Electoral Market*, Cambridge: Cambridge University Press.
- Petrocik, J.R. (1996), 'Issue ownership in presidential elections, with a 1980 case study', *American Journal of Political Science* 40: 825–850.
- Rabinowitz, G. and S.E. Macdonald (1989), 'A directional theory of issue voting', *American Political Science Review* 83(1): 93–121.
- Riker, W.H. (1982), *Liberalism Against Populism: A Confrontation Between the Theory of Democracy and the Theory of Social Choice*, San Francisco: WH Freeman.
- (1986), *The Art of Political Manipulation*, New Haven: Yale University Press.
- Rovny, J. and G. Marks (2011), 'Issues and dimensions in public opinion', unpublished manuscript. .
- Rydgren, J. (2005), 'Is extreme right-wing populism contagious? Explaining the emergence of a new party family', *European Journal of Political Research* 44(3): 413–437.
- Schofield, N. (1993), 'Political competition and multiparty coalition governments', *European Journal of Political Research* 23(1): 1–33.
- Shepsle, K.A. (1972), 'The strategy of ambiguity: uncertainty and electoral competition', *The American Political Science Review* 66(2): 555–568.
- Steenbergen, M. and G. Marks (2007), 'Evaluating expert surveys', *European Journal of Political Research* 46(3): 347–366.
- Taggart, P. (1995), 'New populist parties in Western Europe', *West European Politics* 18(1): 34–51.
- Vachudova, M.A. and L. Hooghe (2009), 'Postcommunist politics in a magnetic field: how transition and EU accession structure party competition on European integration', *Comparative European Politics* 7(2): 179–212.
- Van der Brug, W., M. Fennema and J. Tillie (2005), 'Why some anti-immigrant parties fail and others succeed: a two-step model of aggregate electoral support', *Comparative Political Studies* 38(5): 537–573.
- Volkens, Andrea/Lacewell, Onawa/Lehmann, Pola/Regel, Sven/Schultze, Henrike/Werner, Annika (2011), The Manifesto Data Collection. Manifesto Project (MRG/CMP/MARPOR), Berlin: Wissenschaftszentrum Berlin für Sozialforschung (WZB).
- World Values Survey 1981–2000. v20060423. World Values Survey Association. Retrieved 22 November 2011 from www.worldvaluessurvey.org

Appendix

Table A1. Multinomial Logit model of vote choice

	(1) Major right	(2) Radical right
Left-right position	1.660*** (0.079)	1.482*** (0.152)
Non-economic position	0.153** (0.060)	0.852*** (0.110)
Gender	0.030 (0.091)	-0.343** (0.172)
Age	0.003 (0.003)	-0.026*** (0.005)
Education	0.087** (0.035)	-0.367*** (0.079)
Income	0.074*** (0.025)	0.088** (0.044)
Constant	-0.964*** (0.281)	-0.223 (0.519)
Pseudo R^2		0.250
Log-pseudo likelihood		-3521.34
Baseline		Major left
N		5309

*** $P < 0.01$, ** $P < 0.05$, * $P < 0.1$.

Robust s.e. is given in parentheses.

Results for Multinomial Logit model predicting vote choice for major right, major left and radical right parties. Estimated using Stata 11.2. Small-Hsiao test supports presence of IIA (independence of irrelevant alternatives; European Social Survey, 2006).

Table A2. Dimensional structure of data

Economic dimension	Non-economic dimension
	WVS
Private ownership of business should be increased/decreased	Religious leaders should not influence vote
People/government should take more responsibility	Employers should give priority to locals over immigrants
Competition is good/harmful	Strictness of immigration policy
State gives freedom to firms/state controls firms	Justifiability of homosexuality
	Justifiability of abortion
	ISSP
Cuts in government's spending	
Finance projects to create new jobs	
Less government regulation of business	
Support industry to develop technologies	
Support declining industries to protect jobs	

Table A2. (Continued)

Economic dimension	Non-economic dimension
Reduce working week to create jobs	
Government should spend money on environment	
Government should spend money on health care	
Government should spend money on education	
Government should spend money on retirement	
Government should spend money on unemployment	
Government's responsibility to provide job for everyone	
Government's responsibility to control prices	
Government's responsibility for health care	
Government's responsibility to provide standard of living for old	
Government's responsibility to help industry grow	
Government's responsibility to provide living standard for unemployed	
Government's responsibility to reduce income differences	
Government's responsibility to provide financial help for students	
Government's responsibility to provide decent housing	
Government's responsibility to protect the environment	
	European Social Survey
Government should reduce differences in income levels	Gays and lesbians free to live as they wish
	Ban political parties that wish to overthrow democracy
	European unification should go further/gone too far
	Allow many/few immigrants of same race as majority
	Allow many/few immigrants of different race as majority
	Allow many/few immigrants from poorer countries
	Immigration bad or good for country's economy
	Country's cultural life undermined/enriched by immigrants
	Immigrants make country worse/better place to live
	How often do you attend religious services
	Comparative Manifesto Project
Free enterprise (positive)	Military (negative)
Incentives (positive)	Freedom and human rights (positive)
Economic orthodoxy (positive)	Democracy (positive)
Welfare state limitation (positive)	Environmental protection (positive)
Education limitation (positive)	Social justice and nondiscrimination (positive)
Labor groups (negative)	National way of life (negative)
Market regulation (positive)	Traditional morality (negative)
Economic planning (positive)	Multiculturalism (positive)

Table A2. (Continued)

Corporatism (positive)	Underprivileged minority groups (positive)
Keynesian demand management (positive)	Military (positive)
Controlled economy (positive)	Political authority (positive)
Nationalization (positive)	National way of life (positive)
Welfare state expansion (positive)	Traditional morality (positive)
Education expansion (positive)	Law and order (positive)
Labor groups (positive)	Multiculturalism (negative)

WVS = World Values Survey; ISSP = International Social Survey Programme.

Table A3. List of party types

Major Right		
Austria	Österreichische Volkspartei	ÖVP
Belgium	Christen-Democratisch and Vlaams	CD&V
Belgium	Centre Democrate Humaniste	CDH
Belgium	Vlaamse Liberalen en Democraten	VLD
Britain	Conservative Party	Cons
Denmark	Venstre, Danmarks Liberale Parti	V
Finland	Suomen Keskusta	KESK
Finland	Kansallinen Kokoomus	KOK
France	Union pour un Mouvement Populaire	UMP
Germany	Christlich-Demokratische Union	CDU
Greece	Nea Dimokratia	ND
Ireland	Fianna Fail	FF
Ireland	Fine Gael	FG
Italy	Forza Italia	FI
The Netherlands	Christen-Democratisch Appel	CDA
Portugal	Partido Popular Democratico/Partido Social Democrata	PPD/PSD
Spain	Partido Popular	PP
Sweden	Moderaterna	M
Major Left		
Austria	Sozialdemokratische Partei Österreichs	SPÖ
Belgium	Parti Socialiste	PS
Belgium	Socialistische Partij Anders – Spirit	SPA
Britain	Labour Party	Lab
Denmark	Socialdemokraterne	SD
Finland	Suomen Sosialidemokraattinen	SDP
France	Parti Socialiste	PS
Germany	Sozialdemokratische Partei Deutschlands	SPD
Greece	Panellinio Sosialistiko Kinima	PASOK
Ireland	Labour	Lab
Italy	Democratici di Sinistra	DS
The Netherlands	Partij van de Arbeid	PvdA
Portugal	Partido Socialista	PS
Spain	Partido Socialista Obrero Espanol	PSOE
Sweden	Arbetarpartiet – Socialdemokraterna	SAP

Table A3. (Continued)

Radical Right		
Austria	Bundnis Zukunft Österreich	BZÖ**
Austria	Freiheitliche Partei Österreichs	FPÖ
Belgium	Vlaams Blok/Belang	VB
Belgium	Front National	FN***
Denmark	Fremskridtspartiet	FP*
Denmark	Dansk Folkeparti	DF
Finland	Persussuomalaiset	True Finns
France	Front National	FN
France	Mouvement Pour la France	MPF**
Germany	Republikaner	REP***
Germany	Nazionaldemokratische Partei	NPD***
Germany	Deutsche Volksunion	DVU***
Greece	Laikos Orthodoxos Synagermos	LAOS**
Italy	Alleanza Nazionale	AN
Italy	Lega Nord	LN
The Netherlands	List Pim Fortuyn	LPF*
The Netherlands	Partij voor de Vrijheid	PVV**
Radical Left		
Denmark	Enhedslisten	EL**
Denmark	Socialistisk Folkeparti	SF
Finland	Vasemmistoliito	VAS
France	Parti Communiste Français	PCF
Germany	Die Linkspartei – Partei des Demokratischen Sozialismus	Linke/ PDS
Greece	Dimokratiko Kinoniko Kinima	DIKKI**
Greece	Kommunistiko Komma Elladas	KKE
Greece	Synaspismos tis Rizospastikis Aristeras	SYRIZA
Italy	Partito dei Comunisti Italiani	PdCI
Italy	Rifondazione Comunista	RC
The Netherlands	Socialistische Partij	SP
Portugal	Bloco de Esquerda	BE
Portugal	Coligacao Democratica Unitaria	CDU
Spain	Izquierda Unida	IU
Sweden	Vänsterpartiet	V

*Missing in Chapel Hill Expert Surveys (CHES), **Missing in Comparative Manifesto Project (CMP), ***Missing in CHES and CMP.