



HAL
open science

Emotions and voting behavior in self-determination referendums: the case of New Caledonia in 2018

Sylvain Brouard, Pavlos Vasilopoulos, Samuel Gorohouna, Christoph Hönnige,
Éric Kerrouche

► **To cite this version:**

Sylvain Brouard, Pavlos Vasilopoulos, Samuel Gorohouna, Christoph Hönnige, Éric Kerrouche. Emotions and voting behavior in self-determination referendums: the case of New Caledonia in 2018. *Electoral Studies*, 2021, 69, 10.1016/j.electstud.2020.102251 . hal-03100777

HAL Id: hal-03100777

<https://sciencespo.hal.science/hal-03100777v1>

Submitted on 4 Jan 2022

HAL is a multi-disciplinary open access archive for the deposit and dissemination of scientific research documents, whether they are published or not. The documents may come from teaching and research institutions in France or abroad, or from public or private research centers.

L'archive ouverte pluridisciplinaire **HAL**, est destinée au dépôt et à la diffusion de documents scientifiques de niveau recherche, publiés ou non, émanant des établissements d'enseignement et de recherche français ou étrangers, des laboratoires publics ou privés.

Emotions and voting behavior on self-determination referendums : The case of New Caledonia in 2018

Sylvain Brouard, Sciences Po - CEVIPOF¹
Pavlos Vasilopoulos, University of York
Samuel Gorohouna, University of New Caledonia
Christoph Hönnige, University of Hannover
Eric Kerrouche, CNRS Sciences Po - CEVIPOF

In : **Electoral Studies**, volume 69, February 2021 102251 (published version)
DOI : 10.1016/j.electstud.2020.102251

Declarations of interest: none

This work was supported by a research grant from the French region of Nouvelle Aquitaine.

5908 words

¹ Corresponding author: **Sylvain Brouard**,
98 rue de l'université, 75007 Paris. sylvain.brouard@sciencespo.fr

Emotions and voting behavior on self-determination referendums : The case of New Caledonia in 2018

Abstract

In this article, we examine the impact of emotions in an independence referendum. New Caledonia - French Pacific territory with 270,000 inhabitants - held a self-determination referendum in November 2018, in which 56% of the voters opted to remain a part of France. We conducted a post-referendum survey with 1,496 respondents that included a specific battery to measure emotions as well as control variables. We find that experiencing anger with the national status of the territory strongly increases the probability of voting for independence, while experiencing pride reduces it. These results remain after controlling for partisan, ethnic and national identification, expected effects of independence as well as sociodemographic factors. Moreover, emotions and identity interact and increase the effect of (the lack of) national identification. Beyond the effects of the traditional control variables suggest that knowledge about voting behavior in independence referendum is transferable to decolonization in Pacific Islands.

KEYWORDS: Referendum; Emotions; Independence; Pacific Islands; Decolonization

1. Introduction

In a context characterized by a resurgence of calls for statehood based on national identity, a new wave of independence referendums have been taking place, from Scotland via Catalonia to Bougainville. Scholars and observers usually underscore the substantive salience of the issue for citizens² (Nadeau et al., 1999) as the outcome is an electoral decision that often has a one-off nature and the outcome is typically irreversible. Moreover, independence referendums may entail a strong emotional component as they deal with matters of identification with a state or nation on both sides of the debate (Nadeau et al., 1999, Liñeira et al., 2017). In comparison with most ordinary elections, independence referendums are characterized by the high intensity of citizens' emotional engagement (Liñeira et al., 2017). As this has not been specifically investigated before, our paper is precisely interested in the emotional component of decision-making in referendums.

² For example, electoral turnout peaked in Quebec and Scotland at the independence referendum (94% in 1995 and 85% in 2014, respectively).

Although independence referendums are far from new – with more than one hundred having been organized since 1945 – they have been rarely analyzed in electoral studies, with the two notable exceptions of Quebec (Clarke et al., 2004; Nadeau et al., 1999) and Scotland (Liñeira et al., 2017; Liñeira & Henderson 2019). Beyond this, self-determination referendums beyond Europe and North America have been neglected thus far. This may pose a problem as mechanisms and concepts that work well in established Western democracies may not be easily transferable beyond this context, as the literature on political culture suggests (Corbett, 2015; Dalton and Shin, 2006; Fraenkel and Grofman, 2005; Levine, 2016).

The referendum on the independence from France organized on November 4, 2018 in New Caledonia was an opportunity to investigate whether the existing explanations about electoral behavior in an independence referendum applies in the cultural context of Pacific islands and decolonization, as well as analyzing the effect of emotions. To answer our research question, we conducted a post-referendum observational survey in 2018 with 1,496 respondents in New Caledonia.

2. Electoral behavior in self-determination referendums

The determinants of electoral behavior during independence referendums partially differ from ordinary referendums. They are not characterized by the low information or low salience contexts associated with many other referendums (Clarke et al., 2004; Nadeau et al., 1999). National independence is a particularly salient issue to many voters.

Voters' identification is considered particularly consequential in electoral behavior, especially in independence referendums (Liñeira et al., 2017; Liñeira & Henderson 2019; Nadeau et al., 1999). This might relate to ethnicity on the one hand, or the perceived nationality on the other. Both aspects might play a role independently, especially in the case of the separation of a colony from a mother state. The population of colonies is typically a mix of the descendants of the original population and of the settlers (and outlaws) from the mother state.

Party identification also matters in an independence referendum (Clarke et al., 2004; Liñeira & Henderson 2019). Since the seminal work of Campbell et al. (1960), electoral studies have consistently found evidence for the effect of party identification on electoral behavior. In many political systems where independence is an issue, party systems tend to be structured – among others – along the cleavage about independence. Therefore, partisan identification reflects preferences about independence. However, party identification may also matter in another way. An independence referendum is a situation of strong uncertainty about the consequences of choices and information-seeking is very costly. In order to reduce uncertainty and costs, voters take cues from their environment. For their followers, parties provide inexpensive and reliable cues to help them to choose (Clarke et al., 2004). Of course, these cues are biased information towards the party's preferred outcomes and aim to activate political predisposition as well as party identification (Hobolt, 2006).

In addition to identities, risk attitudes and cost-benefit perceptions also play a major role in electoral behavior in independence referendums. Specifically, given that these types of referendums are rare, the potential consequences of independence are very difficult to evaluate in each case and subject to inconsistent information from the various political groups. Independence referendums clearly fit the characterization of a choice between a 'yes' vote leading to an

unpredictable change and a ‘no’ vote preserving a predictable status quo (Bowler and Donovan, 1998; Morisi, 2016). Empirical evidence of a status quo bias (Christin et al., 2002) usually linked to the asymmetry of the electoral choice itself in referendums is enhanced when the issue is independence (Liñeira & Henderson 2019) . In this context some scholars stress on the role of risk attitudes in independence vote choice (Liñeira & Henderson 2019; Nadeau et al., 1999) whether directly or indirectly. The uncertainty associated with independence repels risk adverse voters to support it. The expectations regarding the consequences of a possible independence have been extensively investigated (Nadeau et al., 1999; Clarke et al., 2004). More negative expectations on the impact of a possible independence is usually expected to increase support for the extant status quo.

3. Emotions and political behavior in self-determination referendums

In addition to the existing determinants of voting behavior in self-determination referendum laid out in the previous section, we also consider the role of emotional reactions toward the current national status of the territory in the outcome of the referendum. Emotions refer to rapid pre- and post-conscious appraisals of the environment and the state of oneself that allow instantaneous action (LeDoux, 1998; Marcus, 2013). A recent stream of research offers evidence that emotions play a powerful role in political behavior, affecting decision-making criteria as well as rendering specific electoral outcomes more appealing than others (Banks, 2014; Brader, 2006; Marcus et al., 2019, 2000; Rico et al., 2017; Valentino et al., 2018; Vasilopoulos et al., 2018a, 2018b; Vasilopoulou and Wagner, 2017).

Three emotions have been found to be particularly influential on political behavior, namely fear, anger, and enthusiasm. These distinct emotional reactions are elicited by different appraisals

of one's environment and – once triggered – they evoke different decision-making strategies and behavioral outcomes.

Anxiety arises in threatening or novel situations that entail harm for the individual and where one does not have confidence in her own resources in terms of effectively addressing the threat (Lazarus, 1991; Lerner and Keltner, 2001). Anxiety is associated with increased information-seeking over the threatening stimulus and increased openness to seek novel behavioral strategies (Marcus et al., 2000). However, at the same time, anxiety increases perceptions of risk, and consequently incites the adoption of risk-averse strategies to avert the threat (Lerner and Keltner, 2001). In the realm of politics, a broad stream of research has found that – in line with its information-seeking qualities – anxiety increases the motivation to seek out political information and leads citizens to break away from their longstanding dispositions and political attachments in favor of contemporaneous considerations (Brader, 2006; Marcus et al., 2000; Valentino et al., 2008). At the same time, through its risk-averse behavioral qualities, anxiety makes citizens less likely to be swayed by radical and risk-taking policies that challenge the status quo (Marcus et al., 2019; Vasilopoulos et al., 2018a).

Anger is elicited in situations that entail harm for the individual, while there is a clear attribution of responsibility and confidence in one's resources for effectively dealing with the threatening stimulus (Carver and Harmon-Jones, 2009; Frijda, 1986). Anger is associated with risk-seeking, aggressive and punitive tendencies, even if these entails increased cognitive or material costs for the individual. In the domain of political behavior, anger has been found to be associated with reduced motivation to gather political information, especially information that contravenes one's extant political beliefs (Suhay and Erisen, 2018; Valentino et al., 2018). Further, anger has been shown to boost risky options when it comes to voting in EU referendums. Garry

(2014) illustrates that experiencing anger during the 2012 Irish referendum for fiscal compact campaign was associated with support for the risky option of rejecting the compact, while anxiety had the opposite effect.

At the same time, anger has been found to increase the impact of political dispositions on political decision-making. For instance, in an experimental study, Valentino et al. (2018) and his colleagues report that anger mobilized voters scoring high in sexism to vote for Donald Trump in the 2016 US election. Similarly, Marcus et al. (2019) found that anger galvanized popular support for the far right National Front in France, especially among those who had an authoritarian predisposition. In contrast to anxiety, other studies report a positive effect of anger for risky and punitive political outcomes. In a UK sample, Vasilopoulou and Wagner (2017) showed a positive association between anger and the willingness to leave the European Union, being less likely to be affected by cost-benefit considerations. Finally, Vasilopoulos et al. (2018b) found that – *ceteris paribus* – anger increased the propensity to vote for the French National Front at the expense of mainstream political parties.

On the other hand, enthusiasm is a positive emotion elicited after the successful execution of tasks (Marcus et al., 2000). Some treat enthusiasm as a distinct effect compared with other positive emotions such as pride – which is elicited by retrospective appraisals of successful outcomes – or hope, which is evoked by future prospects for successful outcomes, (Lazarus, 1991). Nonetheless, a large stream of research treats enthusiasm as one general emotional dimension, pointing to evidence that affective labels such as pride, hope, or joy are essentially undifferentiated by individuals and rather form one common affective dimension (Marcus et al., 2017; Marcus and Brader, 2011; Wojcieszak et al., 2016). Behaviorally, enthusiasm mobilizes the individual to keep investing resources in the pursuit of a cherished goal and fosters reliance on past practices (Marcus

et al., 2000). In this sense, despite being a positive emotion, enthusiasm is behaviorally similar to anger (Carver and Harmon-Jones, 2009). This has also been shown in the realm of political behavior, where – similar to anger – enthusiasm has been found to increase reliance on political dispositions and spur participatory actions (Brader, 2006; Marcus et al., 2000; Wojcieszak et al., 2016).

Consequently, we anticipate that emotional reactions towards the current status should be associated with vote preferences in the independence referendum, even after controlling for individual differences in socioeconomic status, identity concerns, and considerations on the impact of independence. Specifically, based on the risk-taking and action-oriented qualities of anger, we anticipate that experiencing anger with the status quo should be associated with an increased propensity to vote in favor of independence. On the other hand, we refrain from forming a hypothesis over the role of fear in the referendum, as the association could go in two contrasting directions. On the one hand, fear with the current status should render one more prone to voting in favor of independence. On the other hand as fear renders a person less prone to confrontation and risk-taking, experiencing fear should be demobilizing for choosing independence. Furthermore, we anticipate that being proud to belong to the mother country should be – ceteris paribus – negatively associated with voting in favor of independence. Specifically, we are interested in testing the following hypotheses:

H₁: Experiencing anger with the current status will be associated with an increase in the propensity to vote for independence.

H₂: Experiencing pride with the current status will be associated with a decrease in the propensity to vote for independence.

On top of these effects, we anticipate that voters' emotions affected the referendum outcome *indirectly* through activating relevant dispositions. As previously mentioned, both anger and enthusiasm have been found to boost the impact of dispositions on the vote. Consequently, we anticipate that experiencing anger should render those without a sense of a strong identity with the mother country even more likely to vote in favor of independence. At the same time, we expect that enthusiasm should be especially mobilizing to vote against independence among those who strongly identify with the mother country. In sum, we are interested in testing the following hypotheses:

H₃: Feeling angry with the current status will increase the propensity to vote for independence among those who do not identify with the mother country.

H₄: Feeling proud of the current status will decrease the propensity to vote for independence among those who identify with the mother country.

4. The 2018 New Caledonian self-determination referendum

New Caledonia is an archipelago of islands with about 270,000 inhabitants, located 1,000 kilometers east of Australia in the Pacific Ocean. Since 1853, it has been included in the territories under French administration. Violent conflicts between some tribes of the native Kanak inhabitants and French administration or newcomers from European origin have periodically occurred. The last one lasted between 1984 and 1988 was halted with the approval of the Matignon Agreements by both sides in 1988 (Mrgudovic, 2012) . In these agreements, new institutions and policies were established to share power and redistribute resources between communities and areas. An

independence referendum was due to take place ten years after the agreement was agreed upon. Nevertheless, in 1998 anti- and pro-independence parties agreed to postpone the referendum to preserve peace. They signed a new deal – the Noumea Accord – which 72% of the voters in New Caledonia approved in a referendum, with a 74% turnout rate. In addition to the new powers granted to local institutions and the creation of a Caledonian citizenship, both sides agreed to the organization of up to three new independence referendums. The first one was conducted on November 4, 2018, thirty years after the Matignon Agreement. The others will follow before the end of 2020 and 2022, respectively.

This referendum was not the first referendum on independence, as two others had previously been organized in New Caledonia. The 1958 referendum on the new constitution of Fifth Republic (approved by 98% of the valid votes, with a 77% turnout rate) had a double meaning as a rejection would have induced the automatic independence of the territory. During the 1984-1988 turmoil, another independence referendum was organized in 1987 despite the boycott of the pro-independence parties. Almost 98% of the valid votes were in favor of remaining with France, with a 59% turnout.

The context of the 2018 referendum was different as all major parties strongly campaigned for it and only small radical pro-independence parties and groups (Labour Party, collectif de Gossanah, etc.) called for a boycott. The Noumea Accord excluded some categories of French citizens residing in New Caledonia from voting. Among the complex rules on voter eligibility, two stand out: first, French citizens born in New Caledonia should have been living in New Caledonia for the last three years and be registered on the voting lists; and second, French citizens born outside New Caledonia should have been living in New Caledonia since the end of 1994. As a

result, almost 36,000 French citizens living in New Caledonia (17% of the electorate) were excluded³.

The results of early polls were strongly in favor of remaining in the French Republic. In the last weeks of the campaigns, anti-independence parties took a large victory for the remain vote for granted and focused on making future policy changes on this ground. Pro-independence parties intensely mobilized their followers and asked them to display the flag and the colors of the independent Kanaky as much as possible to rally around it. Pro-independence parties tried to assuage the fear of the consequences of an immediate independence by underscoring that a ‘yes’ vote would not end the support of France. The turnout was the highest ever (81% of the eligible voters) and 44% of the valid votes were in favor of independence. Therefore, New Caledonia remains a part of France at present.

5. Data and methodology

We designed a post-electoral survey to examine the effects of emotion, ethnic and national identification, party identification and cost-benefit expectations, as well as socio-demographic characteristics at the independence referendum in New Caledonia in 2018. The survey was administered by the local polling company Quid Novi between November 6, 2018 and December 20, 2018. Respondents were contacted by phone. As with nearly all surveys in France, sampling was conducted with a quota method (Gschwend, 2005) . Given the specificity of New Caledonia, the quota method was based on six features: age, gender, occupation, ethnic background, municipality (including neighborhood for the metropolitan area of the main city Noumea) and type of residence, stratified into six areas of residency. The sample closely approximates the population

³ We took this into account in our survey as we have a full sample and a sub-sample of eligible voters.

in terms of demographics. The full sample has 1,496 respondents. Given that not all French citizens of New Caledonia were allowed to participate in the referendum, in the analysis we only use a subsample comprising citizens who were eligible to vote, i.e. French citizens born in New Caledonia (and who had live there for at least three years and had already enrolled on the electoral lists) and French citizens not born in New Caledonia but living there since at least November 1994. The subsample has 1,302 respondents.

The dependent variable is the reported vote in the 2018 New Caledonia referendum⁴. As displayed in Table 1, it is coded ‘1’ if the respondent voted for independence and ‘0’ if the respondent voted against independence. Regarding the main independent variables, emotional reactions were measured using three variables asking respondents on a scale ranging from ‘0’ (not at all) to ‘10’ (extremely) the extent to which they feel (a) fear (b) anger and (c) pride when thinking about “New Caledonia as a part of the French Republic”. Two issues are worth discussing here. First, the question does not measure emotional reactions in general but associates these reactions with the issue at stake, which is the New Caledonian independence. The reason is that we aim at investigating how voters’ emotional reactions toward independence were associated with their political choice and their decision-making criteria. This methodological choice draws on similar research designs that ask respondents how they feel in regard with a specific issues, candidates, or legislation proposals (Garry, 2014; Marcus et al., 2000; Marcus et al., 2019; Valentino and Neuner, 2017; Vasilopoulou and Wagner, 2017; Erisen et al., 2020). Second, the questions are designed not to be affected by the outcome of the referendum but rather measure how people feel thinking over New Caledonia as part of France. Yet the fact that emotional reactions were measured after

⁴ In the model presented, respondents with missing data are excluded from the analysis. In appendix, we replicate the analysis including respondents with missing data in independent variables. Results in both analysis are similar.

the referendum is a limitation of the research design. Nonetheless, past research suggests that emotional reactions to various stimuli such as terror attacks or economic crises exhibit a fair degree of stability in a timespan of months or even years (Rico et al., 2017; Vasilopoulos and Brouard, 2020).

The extent to which a respondent feels French was measured on a five-point scale ranging from ‘1’ (not at all) to ‘5’ (very strongly) and collapsed into a trichotomous variable. We also rely on several control variables. Partisan identification is measured using the usual CSES template. Given that there are many parties in New Caledonia, we distinguish respondents identifying themselves with a pro-independence party from those close to an anti-independence party and those without any partisan identification. Furthermore, we included sociotropic concerns with an item asking respondents whether the situation of New Caledonia would be better, the same or worse in the case that New Caledonia became independent. Finally we control by the level of political interest (with a 4 item scale) and the level of risk tolerance (general willingness to take risk on a 5 item scale). On top of these variables, our dataset also contains several standard demographic variables including age, gender, occupation and level of education. It also includes a variable indicating whether or not respondents feel that they belong to nine (ethnic) communities, replicating the question used in the Caledonian census and collapsed to 4 categories.

	Observations	Mean	Standard deviation	Minimum	Maximum
Voted yes (ref. voted no)	958	.383	.486	0	1
Woman (ref. Man)	1,302	.502	.500	0	1
Age (in years)	1,302	42.97	16.32	18	89
Middleclass (ref. working class)	1,299	.332	.471	0	1
Diploma					

No, primary education or first cycle of secondary education degree	1,302	.281	.445	0	1
Professional or technical certificate	1,302	.231	.422	0	1
End of secondary education degree	1,302	.250	.433	0	1
Higher education degree	1,302	.237	.426	0	1
Ethnic background					
European	1,302	.184	.388	0	1
Kanak	1,302	.433	.496	0	1
Caledonian	1,302	.124	.329	0	1
Other	1,302	.259	.438	0	1
Political interest					
Not at all interested	1,301	.282	.45	0	1
A little	1,301	.339	.474	0	1
Fairly	1,301	.207	.405	0	1
A lot	1,301	.172	.378	0	1
French Identity					
Not at all or weakly	1,290	.19	.392	0	1
Moderately	1,290	.242	.428	0	1
Strongly or very strongly	1,290	.568	.496	0	1
Partisan identification					
Pro-independence parties	1,295	.209	.407	0	1
None	1,295	.557	.497	0	1
Anti-independence parties	1,295	.234	.424	0	1
Sociotropic expectations					
Better	1,302	.207	.406	0	1
Neither better nor worse (& DK)	1,302	.379	.485	0	1
Worse	1,302	.413	.493	0	1
Risk tolerance					
Very difficult	1,270	.129	.335	0	1
Fairly difficult	1,270	.371	.483	0	1
Neither difficult nor easy	1,270	.239	.426	0	1
Fairly easy	1,270	.206	.405	0	1
Very easy	1,270	.055	.228	0	1
Fear	1,302	4	3.25	0	10
Pride	1,302	6.87	3.53	0	10
Anger	1,302	2.9	2.85	0	10

Table 1. Descriptive statistics

6. Results

Since the dependent variable is a dummy variable, we employ logistic regression. We constructed two models. Model 1 includes the three emotional items and the whole set of control variables: four sociodemographic variables (age, gender, education, occupation) as well as ethnicity, partisan and national identification, political interest, risk tolerance as well as the beliefs over the impact of a possible New Caledonian independence on the situation for New Caledonia. Model 2 interacts the three emotional items with national identification. We report the results of both models in Table 2.

	Model 1	Model 2
Gender (ref. Man)		
Woman	0.703 (0.227)	0.720 (0.238)
Age	0.987 (0.0121)	0.989 (0.0124)
Diploma (ref. No, primary education or first cycle of secondary education degree)		
Professional or technical certificate	1.359 (0.589)	1.261 (0.558)
End of secondary education degree	0.719 (0.325)	0.696 (0.321)
Higher education degree	1.211 (0.599)	1.201 (0.608)
Occupation (ref. Working class)		
Middle class	0.820 (0.323)	0.863 (0.348)
Ethnic background (ref. European)		
Kanak	15.04*** (8.220)	15.62*** (8.776)
Caledonian	0.288 (0.244)	0.251 (0.223)
Other	1.531 (0.873)	1.569 (0.923)
Political interest (ref. Not at all interested)		
A little	1.010	0.902

	(0.379)	(0.353)
Fairly	0.804	0.711
	(0.381)	(0.339)
A lot	1.233	1.248
	(0.691)	(0.730)
Partisan identification (ref. Pro-independence parties)		
Anti-independence parties	0.0285***	0.0280***
	(0.0161)	(0.0161)
No partisan identification	0.0454***	0.0456***
	(0.0219)	(0.0223)
Sociotropic expectations (ref. Better)		
Neither better nor worse	0.325**	0.332**
	(0.125)	(0.129)
Worse	0.0459***	0.0432***
	(0.0208)	(0.0199)
Risk tolerance (ref. Very difficult)		
Fairly difficult	1.043	1.080
	(0.548)	(0.591)
Neither difficult nor easy	0.838	0.804
	(0.471)	(0.468)
Fairly easy	0.978	0.911
	(0.562)	(0.540)
Very easy	1.397	1.319
	(1.153)	(1.120)
French identity (ref. Not at all or weakly identify)		
Moderately	0.393*	2.118
	(0.179)	(2.454)
Strongly or very strongly	0.230***	1.433
	(0.0998)	(1.639)
Main Hypotheses		
Fear		
	1.050	1.014
	(0.0514)	(0.119)
Moderately French x Fear		1.119
		(0.175)
Strongly or very strongly French x Fear		1.018
		(0.138)
Anger		
	1.136*	1.255
	(0.0667)	(0.151)
Moderately French x Anger		0.896
		(0.145)
Strongly or very strongly French x Anger		0.886
		(0.136)
Pride		
	0.837**	1.061

	(0.0445)	(0.118)
Moderately French x Pride		0.703*
		(0.109)
Strongly or very strongly French x Pride		0.752*
		(0.0998)
Observations	865	865
Pseudo R^2	0.74	0.74
Log lik.	-152.7	-149.2

Exponentiated coefficients; Standard errors in parentheses
 $p < 0.05$, ** $p < 0.01$, *** $p < 0.001$; *ref* = reference category, *DK* = Don't know

Table 2: Demographic, attitudinal, and emotional correlates of voting for independence in the 2018 referendum in New Caledonia⁵

Beginning with Model 1, the findings indicate that – ceteris paribus – among the control variables, the effects of gender, age, diploma, occupation, political interest and risk tolerance are not statistically significant. Beyond the other control variables have the expected effects. On the one hand, negative sociotropic expectations of the consequences of independence reduce the likelihood of voting ‘yes’ to independence compared with the baseline of positive cost-benefits anticipation. When respondents moderately or strongly identify themselves as French the propensity to vote for the New Caledonian independence significantly decreases. When respondents have no partisan identification or are close to an anti-independence party, the likelihood of voting for independence is lower than when respondents strongly identify themselves as being close to the pro-independence parties. On the other hand, having a Kanak ethnic background strongly increases the propensity to vote in favor of independence (compared to a European respondent).

⁵ Table entries are odds ratios (with the standard errors of the logistic regression coefficients in parentheses). Odds ratios higher than 1 indicate an increase in the probability of having voted for the independence of New Caledonia, while odds ratios lower than 1 indicate a decrease in the probability of having voted for the independence of New Caledonia. Source: CEVIPOF – Quid Novi Survey.

The results from Model 1 also suggest that experiencing anger towards the status of New Caledonia as part of the French Republic is associated with an increase in the probability of having voted for independence, despite controlling for individual differences among the remaining variables. A one-point increase in anger is on average associated with a .7 point increase in the likelihood of voting for independence. This finding is in line with our theoretical expectation (H₁) that due to its action-oriented and risk-taking qualities, anger should be positively associated with voting for independence. It is noteworthy that anxiety does not exert a significant influence on the propensity to vote for independence. Moreover, in line with our expectations (H₂), model 1 also displays evidence that experiencing pride evoked by the status of New Caledonia as part of the French Republic is associated with voting against independence: a one-point increase in pride is on average associated with a .8 point decrease in the likelihood of voting for independence.

We now move on to test hypotheses 3 and 4, which anticipate that emotional reactions should moderate the impact of French identity on the referendum vote. In order to test these hypotheses, in Model 2 we assess the impact of the variables included in Model 1 with three interaction terms between each emotion and the extent to which a respondent feels that they are a French citizen. The interaction coefficient size and level of significance does not allow us to adequately understand the interactive effect (Brambor et al., 2006). Consequently Figure 1 and 2 presents the average marginal effect of anger and pride according to the level of French identification. The figure was generated on the basis of Model 2. The results illustrate that emotional reactions moderated the effect of identifying as a French citizen on the probability of having voted for independence. Specifically, the negative effect of identifying as a French citizen on voting for independence is amplified when pride increases: a one-point increase in the level of pride on a 0-10 scale decreases the likelihood of voting 'leave' by 1.2 and 1.5% on average

respectively for respondents that moderately and strongly or very strongly identify themselves as French. . Pride does not influence the voting propensity of respondents who do not identify with France at all or only weakly. By contrast, angrier respondents who do not identify with France at all or only weakly become more likely to have voted for independence: a one-point increase in the level of anger on a 0-10 scale increases the likelihood of voting ‘leave’ by 1.7% on average. Nevertheless the average marginal effect is less precisely estimated. Anger does not significantly affect respondents identifying themselves moderately, strongly and very strongly as French citizens. These findings confirm hypotheses 3 and 4, respectively, indicating that enthusiasm and anger boost the impact of political dispositions on the vote.

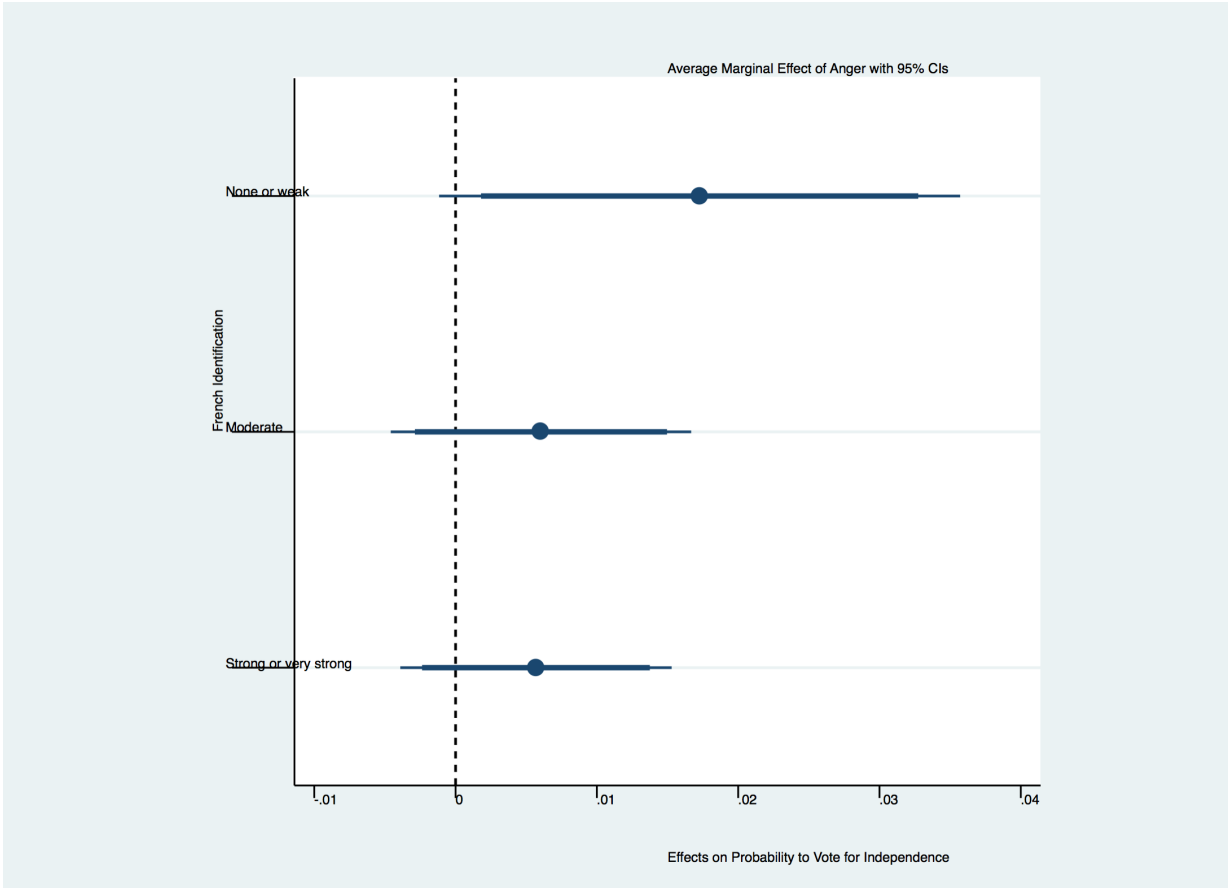


Figure 1: Average marginal effects of anger towards the current status of New Caledonia on the independence vote conditional on the feeling of being a French citizen

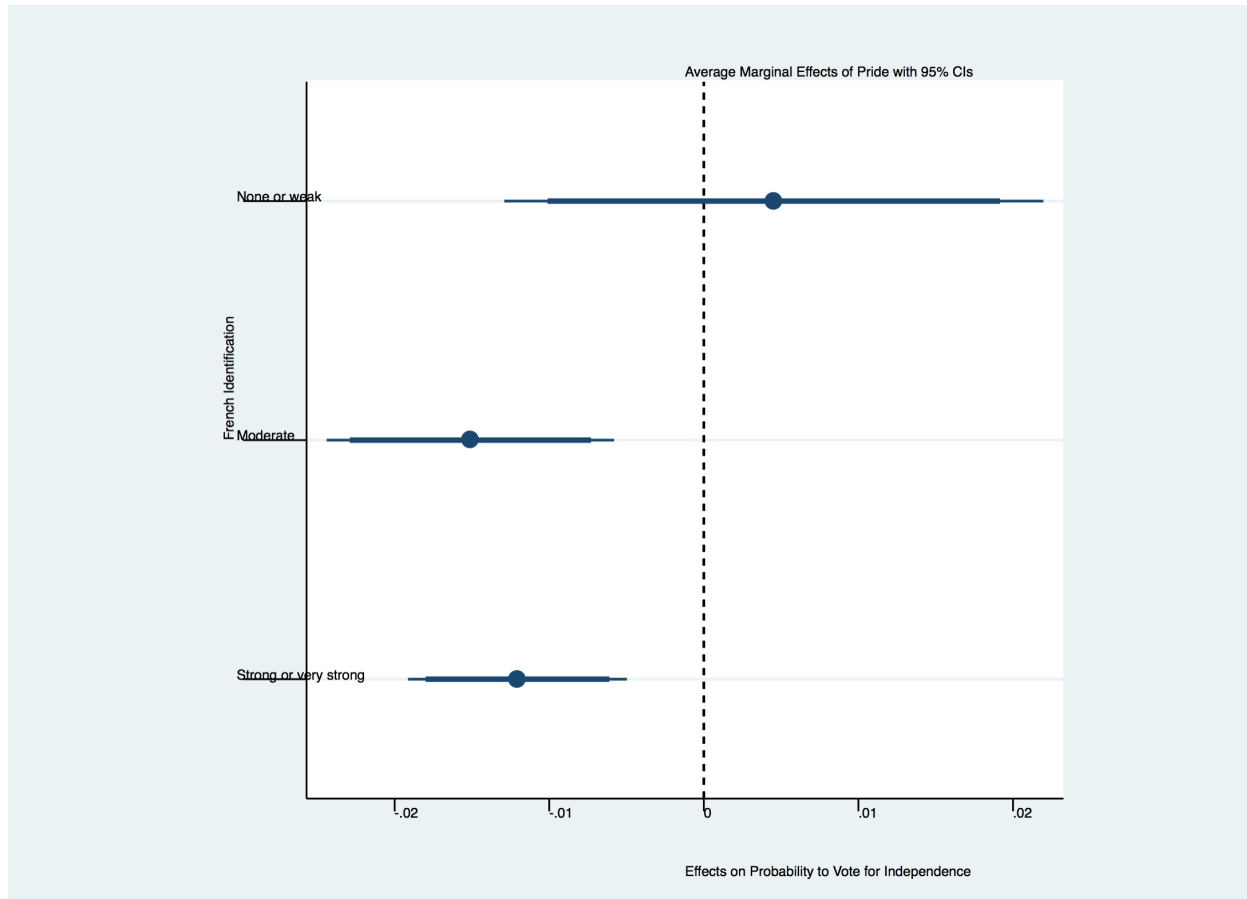


Figure 2: Average marginal effects of pride towards the current status of New Caledonia on the independence vote conditional on the feeling of being a French citizen

7. Conclusion

The number of referendums has increased over the years (Altman 2017) and with it the number of independence referendums and the desire for independence among ethnic and language minorities remains an important issue within and beyond Europe. The issue still lacks research as the reasons for independence remain to some extent idiosyncratic. This article has analyzed several factors driving the independence vote in New Caledonia with a sample of 1,302 voters from the 174 000 New-Caledonian citizens allowed to vote for the 2018 self-determination referendum. Along with traditional explanations of voter identification and expected consequences, we focus on pride and

anger as emotional factors. The central finding is that anger and pride about the New Caledonia as a part of the French territory have respectively positive and negative effect on the likelihood to vote for independence. Furthermore, these two emotions interact with national identity: if a voter identifying weakly or not at all as French is angry or a voter identifying as French is proud, the effect of identity increases in converse directions. Our findings thus add to the increasing literature looking at emotions in voting in referenda and elections (Brummel, 2020; Bruter and Harrison 2017; Clarke et al., 2017; Garry, 2013; Magni, 2017; Valentino et al., 2018; Vasilopoulos et al., 2018a; Vasilopoulou and Wagner, 2017). Our findings are mainly in line with previous articles arguing that emotions – and especially anger - play a role in decision-making, but are often conditioned by other variables (Garry, 2013; Petersen, 2010, Magni, 2017). Beyond some traditional variables play out as expected: supporters of pro-independence parties were more likely to vote for it, voters who belong to the indigenous Kanak ethny also more commonly voted for independence, and voters who identify as French did so less commonly. Moreover, voters are less likely to vote for independence if they think that the situation would worsen for New Caledonia. This result also suggests that the reasons for voting for independence are transferable beyond cultural contexts, as other authors find effects of these variables in other referendum votes as well (Clarke et al., 2017, Colombo and Kriesi 2016, Hobolt, 2006). Future research on referenda should therefore identify systematically more variables which interact with emotions. These findings have implications for our understanding of voting behavior on independence referendums in other contexts such as Catalonia or Scotland (Muñoz and Tormos, 2015; Muro and Vlaskamp, 2016). Quite often, the side supporting the status quo brings forward a campaign that focuses on arguments of economic stability. These campaigns have limitations as ethnic and national identification as well as emotions also play a strong role. Even if independence campaigns might

paint independence as the “sunny uplands”, the most rational strategy for an independence movement is to increase the identity with the new nationality as much as possible and combine this with a campaign that is at least to some extent negative regarding the current national status.

However, fueling emotion might be a dangerous strategy for the post-referendum period. Loser’s acceptance of a referendum outcome is even more important in independence referendum than in ordinary democratic elections as today’s losers may not be reasonably confident to be tomorrow’s winners (c.f. Brummel, 2020) Not only policy consent plays a role here (Nadeau and Blais 1993), but recent research has shown that high flaring emotions are also negatively associated with losers

consent (Nadeau et al., 2019). It might determine the future of a community between civil war and peace. On the one hand the violence that erupted in East Timor after the 1999 self-determination referendum is a dramatic reminder of this risk when voters choose independence. On the other hand, the civil war like climate following the 1987 referendum in New Caledonia also exemplified how lack of loser’s consent imperils the status quo even it was supported a majority of voters.

References

Altman D. 2017. The Potential of Direct Democracy: A Global Measure (1900–2014). *Social arguments in direct democracy. Journal of Elections, Public Opinion and Parties.* 27(3):235-253. doi:10.1080/17457289.2016.1254641

Indicators Research. 133(3):1207-1227. doi:10.1007/s11205-016-1408-0

Brummel L. 2020. ‘You Can’t Always Get What You Want’: The effects of winning and losing in a referendum on citizens’ referendum support. *Electoral Studies.* 65:102-155.

doi:<https://doi.org/10.1016/j.electstud.2020.102155>

Bruter M, Harrison S. 2017. Understanding the emotional act of voting. *Nature Human Behaviour.* 1(1):24. doi:10.1038/s41562-016-0024

Clarke HD, Goodwin M, Whiteley P. 2017. Why Britain voted for Brexit: An individual-level analysis of the 2016 referendum vote. *Parliamentary Affairs.* 70(3):439-464.

doi:10.1093/pa/gsx005

Colombo C, Kriesi H. 2017. Party, policy – or both? Partisan-biased processing of policy

- Fieldhouse E, Prosser C. 2018. The limits of partisan loyalty: How the Scottish independence referendum cost Labour. *Electoral Studies*. 52:11-25. doi:<https://doi.org/10.1016/j.electstud.2018.01.002>
- Garry J. 2013. Emotions and voting in EU referendums. *European Union Politics*. 15(2):235-254. doi:10.1177/1465116513514780
- Magni G. 2017. It's the emotions, Stupid! Anger about the economic crisis, low political efficacy, and support for populist parties. *Electoral Studies*. 50:91-102. doi:<https://doi.org/10.1016/j.electstud.2017.09.014>
- Nadeau R, Bélanger É, Atikcan E. 2019. Emotions, cognitions and moderation: understanding losers' consent in the 2016 Brexit referendum. *Journal of Elections, Public Opinion and Parties*. April 2019:1-20. doi:10.1080/17457289.2019.1604528
- Petersen M.B. 2010. Distinct Emotions, Distinct Domains: Anger, Anxiety and Perceptions of Intentionality. *The Journal of Politics*. 72(2):357-365. doi:10.1017/S002238160999079X
- Banks, A.J., 2014. *Anger and racial politics: The emotional foundation of racial attitudes in America*. Cambridge University Press, Cambridge.
- Bowler, S., Donovan, T., 1998. *Demanding Choices*. University of Michigan Press. <https://doi.org/10.3998/mpub.15428>
- Brader, T., 2006. *Campaigning for hearts and minds: How emotional appeals in political ads work*. University of Chicago Press, Chicago.
- Brambor, T., Clark, W.R., Golder, M., 2006. Understanding Interaction Models: Improving Empirical Analyses. *Political Analysis* 14, 63–82. <https://doi.org/10.1093/pan/mpi014>
- Campbell, A., Converse, P.E., Miller, W.E., Stokes, D.E., 1960. *The American Voter*, University. ed. Chicago.
- Carver, C.S., Harmon-Jones, E., 2009. Anger Is an Approach-Related Affect: Evidence and Implications. *Psychological Bulletin* 135, 183–204.
- Christin, T., Hug, S., Sciarini, P., 2002. Interests and information in referendum voting: An analysis of Swiss voters, *European Journal of Political Research*.
- Clarke, H.D., Kornberg, A., Stewart, M.C., 2004. Referendum Voting as Political Choice: The Case of Quebec. *British Journal of Political Science* 34, 345–355. <https://doi.org/10.1017/S0007123404000092>
- Corbett, J., 2015. “Everybody knows everybody”: practising politics in the Pacific Islands. *Democratization* 22, 51–72. <https://doi.org/10.1080/13510347.2013.811233>
- Dalton, R.J., Shin, D.C., 2006. *Citizens, Democracy, and Markets Around the Pacific Rim*. Congruence Theory and Political Culture. Oxford University Press, Oxford.
- Fraenkel, J., Grofman, B., 2005. Introduction – Political Culture, Representation and Electoral Systems in the Pacific Islands. *Commonwealth & Comparative Politics* 43, 261–275. <https://doi.org/10.1080/14662040500304783>
- Frijda, N.H., 1986. *The emotions*. Cambridge University Press, Cambridge.
- Gschwend, T., 2005. Analyzing Quota Sample Data and the Peer-review Process. *French Politics* 3, 88–91. <https://doi.org/10.1057/palgrave.fp.8200068>
- Hobolt, S.B., 2006. How Parties Affect Vote Choice in European Integration Referendums. *Party Politics* 12, 623-647.
- Lazarus, R.S., 1991. *Emotion and adaption*. Oxford University Press.
- LeDoux, J., 1998. *The emotional brain: The mysterious underpinnings of emotional life*. Simon and Schuster, New York.
- Lerner, J.S., Keltner, D., 2001. Fear, anger, and risk. *Journal of Personality and Social Psychology* 81, 146–159. <https://doi.org/10.1037/0022-3514.81.1.146>

- Levine, S., 2016. *Pacific ways: Government and politics in the Pacific islands*. Victoria University Press, Wellington.
- Liñeira, R., Henderson, A., Delaney, L., 2017. Voters' Response to the Campaign: Evidence from the Survey, in: Keating, M. (Ed.), *Debating Scotland: Issues of Independence and Union in the 2014 Referendum*. Oxford University Press, Oxford.
- Liñeira, R., Henderson A., 2019. Risk Attitudes and Independent Vote Choice. *Political Behavior*. pp. 1-20. <https://doi.org/10.1007/s11109-019-09560-x>
- Marcus, G.E., 2013. *Political psychology: Neuroscience, genetics and politics*. Oxford University Press, Oxford.
- Marcus, G.E., Neuman, W.R., Mackuen, M., 2000. *Affective intelligence and political judgment*. University of Chicago Press, Chicago.
- Marcus, G.E., Neuman, W.R., MacKuen, M.B., 2017. Measuring Emotional Response: Comparing Alternative Approaches to Measurement. *Political Science Research and Methods* 5, 733–754. <https://doi.org/10.1017/psrm.2015.65>
- Marcus, G.E., Valentino, N.A., Vasilopoulos, P., Foucault, M., 2019. Applying the Theory of Affective Intelligence to Support for Authoritarian Policies and Parties. *Political Psychology* 40, 109–139. <https://doi.org/10.1111/pops.12571>
- Marcus, T., Brader, G.E., 2011. Emotion and Political Psychology, in: Huddy, L., Sears, D.O., Levy, J.S. (Eds.), *The Oxford Handbook of Political Psychology*. Oxford University Press, Oxford, pp. 165–204.
- Morisi, D., 2016. Voting under uncertainty: the effect of information in the Scottish independence referendum. *Journal of Elections, Public Opinion and Parties* 26, 354–372. <https://doi.org/10.1080/17457289.2016.1178648>
- Mrgudovic, N., 2012. Evolving approaches to sovereignty in the French Pacific. *Commonwealth & Comparative Politics* 50, 456–473. <https://doi.org/10.1080/14662043.2012.729730>
- Muñoz, J., Tormos, R., 2015. Economic expectations and support for secession in Catalonia: between causality and rationalization. *European Political Science Review* 7, 315–341. <https://doi.org/10.1017/S1755773914000174>
- Muro, D., Vlaskamp, M.C., 2016. How do prospects of EU membership influence support for secession? A survey experiment in Catalonia and Scotland. *West European Politics* 39, 1115–1138. <https://doi.org/10.1080/01402382.2016.1149993>
- Nadeau, R., Blais, A., 1993. The Effect of Participation on Losers' Consent. *British Journal of Political Science* 23, 553–563.
- Nadeau, R., Martin, P., Blais, A., 1999. Attitude Towards Risk-Taking and Individual Choice in the Quebec Referendum on Sovereignty. *British Journal of Political Science* 29, 523–539. <https://doi.org/10.1017/S0007123499000241>
- Suhay, E., Erisen, C., 2018. The Role of Anger in the Biased Assimilation of Political Information. *Political Psychology* 39, 793–810. <https://doi.org/10.1111/pops.12463>
- Valentino, N.A., Hutchings, V.L., Banks, A.J., Davis, A.K., 2008. Is a Worried Citizen a Good Citizen? Emotions, Political Information Seeking, and Learning via the Internet. *Political Psychology* 29, 247–273. <https://doi.org/10.1111/j.1467-9221.2008.00625.x>
- Valentino, N.A., Wayne, C., Oceno, M., 2018. Mobilizing sexism the interaction of emotion and gender attitudes in the 2016 us presidential election. *Public Opinion Quarterly*. <https://doi.org/10.1093/poq/nfy003>
- Vasilopoulos, P., Marcus, G.E., Foucault, M., 2018a. Emotional Responses to the Charlie Hebdo Attacks: Addressing the Authoritarianism Puzzle. *Political Psychology* 39, 557–575.

<https://doi.org/10.1111/pops.12439>

Vasilopoulos, P., Marcus, G.E., Valentino, N.A., Foucault, M., 2018b. Fear, Anger, and Voting for the Far Right: Evidence From the November 13, 2015 Paris Terror Attacks. *Political Psychology*. <https://doi.org/10.1111/pops.12513>

Vasilopoulou, S., Wagner, M., 2017. Fear, anger and enthusiasm about the European Union: Effects of emotional reactions on public preferences towards European integration. *European Union Politics* 18, 382–405. <https://doi.org/10.1177/1465116517698048>

Wojcieszak, M., Bimber, B., Feldman, L., Stroud, N.J., 2016. Partisan News and Political Participation: Exploring Mediated Relationships. *Political Communication* 33, 241–260. <https://doi.org/10.1080/10584609.2015.1051608>

Annex

1. Replication of the analysis including respondents with missing data (DK) for some independent variables.

	Model 1	Model 2
Gender (ref. Man)		
Woman	0.843 (0.254)	0.799 (0.248)
Age	0.988 (0.0113)	0.992 (0.0117)
Diploma (ref. No, primary education or first cycle of secondary education degree)		
Professional or technical certificate	1.182 (0.484)	1.130 (0.471)
End of secondary education degree	0.623 (0.266)	0.647 (0.285)
Higher education degree	1.213 (0.574)	1.259 (0.610)
Occupation (ref. Working class)		
Middle class	0.774 (0.289)	0.765 (0.294)
Ethnic background (ref. European)		
Kanak	22.36*** (12.06)	23.66*** (13.01)
Caledonian	0.461 (0.365)	0.416 (0.338)
Other	1.636 (0.915)	1.629 (0.933)
Political interest (ref. Not at all interested)		
A little	0.925 (0.323)	0.817 (0.299)
Fairly	0.797 (0.362)	0.705 (0.324)
A lot	1.184 (0.649)	1.232 (0.711)
DK	1 (.)	1 (.)
Partisan identification (ref. Pro-independence parties)		
Anti-independence parties	0.0323*** (0.0175)	0.0313*** (0.0172)
No partisan identification	0.0450*** (0.0211)	0.0467*** (0.0222)
DK	1.442	1.559

	(1.874)	(2.078)
Sociotropic expectations (ref. Better)		
Neither better nor worse	0.321**	0.331**
	(0.123)	(0.129)
Worse	0.0416***	0.0398***
	(0.0189)	(0.0185)
DK	0.202**	0.189**
	(0.109)	(0.105)
Risk tolerance (ref. Very difficult)		
Fairly difficult	1.247	1.383
	(0.599)	(0.695)
Neither difficult nor easy	1.142	1.195
	(0.590)	(0.640)
Fairly easy	1.086	1.111
	(0.585)	(0.618)
Very easy	1.148	1.109
	(0.903)	(0.894)
DK	0.224	0.629
	(0.268)	(0.752)
French identity (ref. Not at all or weakly identify)		
Moderately	0.383*	1.663
	(0.166)	(1.773)
Strongly or very strongly	0.281**	1.324
	(0.117)	(1.393)
DK	1.181	79.71
	(1.656)	(520291.5)
Main Hypotheses		
Fear	1.068	1.024
	(0.0493)	(0.114)
Moderately French x Fear		1.127
		(0.164)
Strongly or very strongly French x Fear		1.021
		(0.131)
DK		351.6
		(241065.5)
Anger	1.134*	1.258*
	(0.0623)	(0.146)
Moderately French x Anger		0.877
		(0.136)
Strongly or very strongly French x Anger		0.899
		(0.131)
DK		0.000822
		(0.624)

Pride	0.841***	1.045
	(0.0432)	(0.110)
Moderately French x Pride		0.726*
		(0.107)
Strongly or very strongly French x Pride		0.776*
		(0.0980)
DK		6.430
		(6861.1)
Observations	955	955
Pseudo R^2	0.73	0.74
Log lik.	-172.3	-167.3

Exponentiated coefficients; Standard errors in parentheses

$p < 0.05$, ** $p < 0.01$, *** $p < 0.001$; *ref* = reference category, *DK* = Don't know

Table A1: Demographic, attitudinal, and emotional correlates of voting for independence in the 2018 referendum in New Caledonia⁶

⁶ Table entries are odds ratios (with the standard errors of the logistic regression coefficients in parentheses). Odds ratios higher than 1 indicate an increase in the probability of having voted for the independence of New Caledonia, while odds ratios lower than 1 indicate a decrease in the probability of having voted for the independence of New Caledonia. Source: CEVIPOF – Quid Novi Survey.

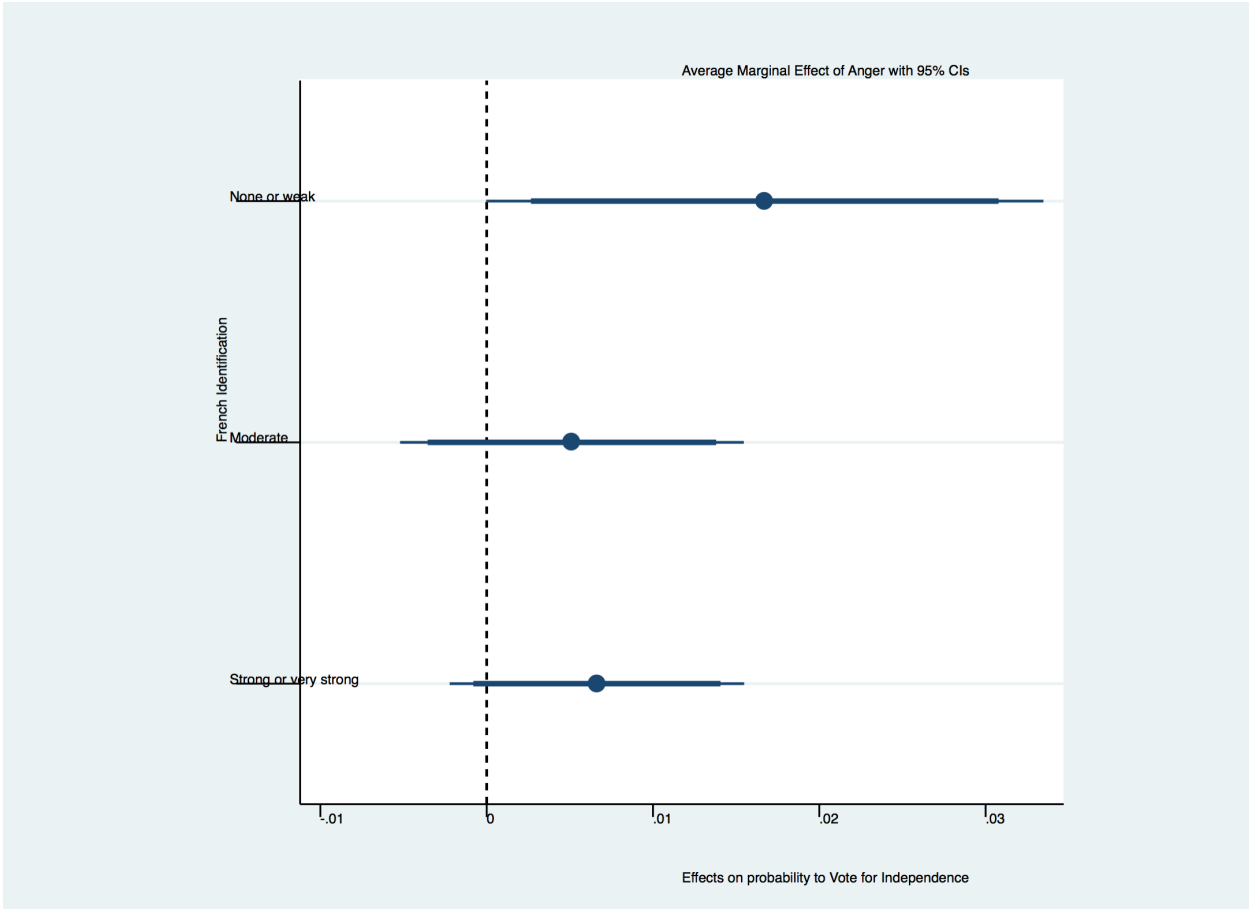


Figure A1: Average marginal effects of anger towards the current status of New Caledonia on the independence vote conditional on the feeling of being a French citizen

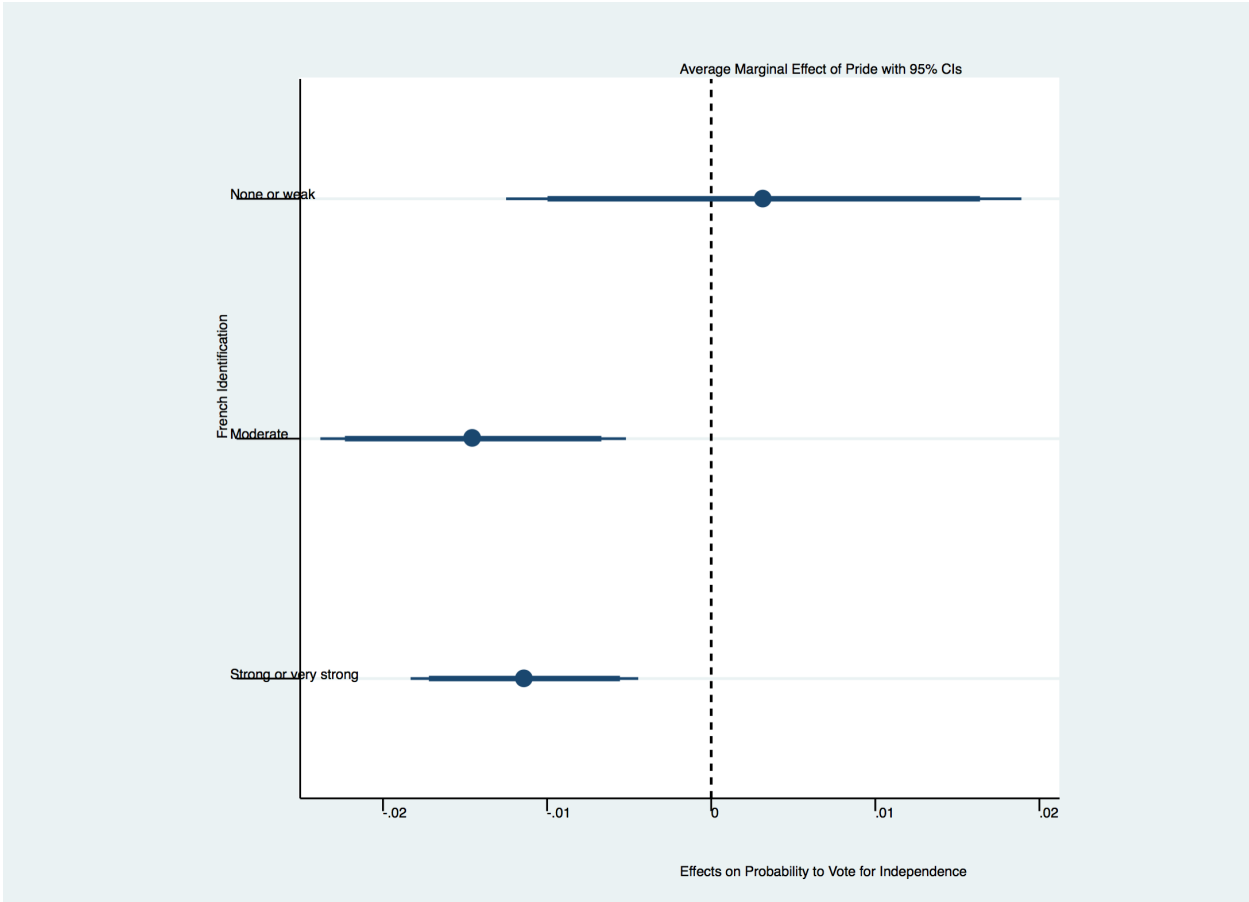


Figure A2: Average marginal effects of pride towards the current status of New Caledonia on the independence vote conditional on the feeling of being a French citizen