



HAL
open science

Assessing Short-Term and Long-Term Economic and Environmental Effects of the COVID-19 Crisis in France

Paul Malliet, Frédéric Reynés, Gissela Landa, Meriem Hamdi-Cherif, Aurélien Saussay

► **To cite this version:**

Paul Malliet, Frédéric Reynés, Gissela Landa, Meriem Hamdi-Cherif, Aurélien Saussay. Assessing Short-Term and Long-Term Economic and Environmental Effects of the COVID-19 Crisis in France. *Environmental and Resource Economics*, 2020, 76, pp.868 - 883. 10.1007/s10640-020-00488-z . hal-03403038

HAL Id: hal-03403038

<https://sciencespo.hal.science/hal-03403038>

Submitted on 26 Oct 2021

HAL is a multi-disciplinary open access archive for the deposit and dissemination of scientific research documents, whether they are published or not. The documents may come from teaching and research institutions in France or abroad, or from public or private research centers.

L'archive ouverte pluridisciplinaire **HAL**, est destinée au dépôt et à la diffusion de documents scientifiques de niveau recherche, publiés ou non, émanant des établissements d'enseignement et de recherche français ou étrangers, des laboratoires publics ou privés.



Assessing Short-Term and Long-Term Economic and Environmental Effects of the COVID-19 Crisis in France

Paul Malliet¹ · Frédéric Reynès^{1,2,3} · Gissela Landa¹ · Meriem Hamdi-Cherif¹ · Aurélien Saussay^{1,4}

Accepted: 13 July 2020 / Published online: 4 August 2020
© Springer Nature B.V. 2020

Abstract

In response to the COVID-19 health crisis, the French government has imposed drastic lockdown measures for a period of 55 days. This paper provides a quantitative assessment of the economic and environmental impacts of these measures in the short and long term. We use a Computable General Equilibrium model designed to assess environmental and energy policies impacts at the macroeconomic and sectoral levels. We find that the lockdown has led to a significant decrease in economic output of 5% of GDP, but a positive environmental impact with a 6.6% reduction in CO₂ emissions in 2020. Both decreases are temporary: economic and environmental indicators return to their baseline trajectory after a few years. CO₂ emissions even end up significantly higher after the COVID-19 crisis when we account for persistently low oil prices. We then investigate whether implementing carbon pricing can still yield positive macroeconomic dividends in the post-COVID recovery. We find that implementing ambitious carbon pricing speeds up economic recovery while significantly reducing CO₂ emissions. By maintaining high fossil fuel prices, carbon taxation reduces the imports of fossil energy and stimulates energy efficiency investments while the full redistribution of tax proceeds does not hamper the recovery.

Keywords Carbon tax · CO₂ emissions · Macroeconomic modeling · Neo-Keynesian CGE model · Post-COVID economy

JEL Classification E12 · E17 · E27 · E37 · E47 · D57 · D58

Electronic supplementary material The online version of this article (<https://doi.org/10.1007/s10640-020-00488-z>) contains supplementary material, which is available to authorized users.

✉ Paul Malliet
paul.malliet@sciencespo.fr

¹ OFCE - French Economic Observatory, Paris, France

² NEO - Netherlands Economic Observatory, Rotterdam, The Netherlands

³ TNO - Netherlands Organization for Applied Scientific Research, The Hague, The Netherlands

⁴ LSE - London School of Economics, London, UK

1 Introduction

Appearing in China in late 2019, the COVID-19 outbreak has spread extremely rapidly throughout most countries in the world over the first months of 2020, and was declared a pandemic by the World Health Organization on March 11, 2020 (WHO 2020). To slow down the rate of its spread, most countries have imposed severe measures to encourage people to limit physical interactions, ranging from the banning of public events, closing of schools, non-essential businesses and borders up to complete country-wide lockdown. These unprecedented measures have significantly impacted both the economy and the environment at the global and national levels—at least over the short run. However, the environmental and economic impact of this crisis over the medium and long run remains unclear (Helm 2020). Furthermore, the economic impact of climate policies, often thought to be positive,¹ may be substantially modified in the context of the COVID-19 crisis. This paper thus seeks to address two main questions: (i) what are the economic and environmental effects of the COVID-19 crisis? (ii) what is the macroeconomic impact of climate policy in the post-COVID recovery?

In response to the COVID-19 pandemic, the French government has enforced a strict lockdown from March 17 to May 11, 2020. Travel was restricted to the absolute minimum within national borders, while borders across the Schengen area were closed. These measures have generated a significant improvement in air quality and a 30% reduction in greenhouse gases (GHG) during the lockdown period (CITEPA 2020). The French High Council on Climate has estimated an induced drop in annual GHG emissions between 5% and 15% relative to 2019 levels. This wide range results from uncertainties over the length and depth of the crisis (HCC 2020).

At the global level, the drastic contraction of global economic activity and the significant reduction of mobility have induced a drop in global energy demand. The International Energy Agency estimates that total final energy consumption will be reduced by 4% to 6% in 2020 compared to 2019, depending on the duration of travel restrictions and the speed of economic recovery. This would lead to the lowest level of global GHG emissions since 2010 with a decrease of 8% with respect to 2019 (IEA 2020a). However, this positive short-term environmental effect may not be sustained. Indeed, Le Quéré et al. (2020) warn that the recovery could be carbon-intensive enough to bring emissions back on their original trajectory. This was the case after the global financial crisis of 2008–2009 (Peters et al. 2012). A repetition of this scenario would make it more difficult to limit global warming to below 2 °C (IPCC 2018). The current period is thus fraught with risks, since the economic slowdown could also negatively affect the funding and deployment of climate mitigation actions (Hepburn et al. 2020; Janardhanan et al. 2020).

Even though the pandemic is still ongoing, a number of studies have already attempted to assess the short-term macroeconomic impact of the COVID-19 crisis quantitatively.² The International Monetary Fund estimates a global GDP loss of 3% in 2020 compared to 2019 and projects a growth of 5.8% in 2021 in a baseline scenario,

¹ The conditions of the existence of a double dividend from the implementation of a carbon tax has been widely discussed in the literature (e.g. Aubert and Chiroleau-Assouline 2019; Hasfstead and Williams 2018).

² Maliszewska et al. (2020) provide a literature review of studies quantifying the potential economic impact of the COVID-19 outbreak, and McKibbin and Fernando (2020) summarize the existing literature on the macroeconomic costs of outbreaks.

remaining below the forecasts estimated before the COVID-19 pandemic. Authors stress that these forecasts remain very uncertain as a result of numerous hard to measure health, financial, economic and behavioral parameters. Still, their projections point to the fact that service-based economies are most affected (IMF 2020). In a static comparative exercise, using a global standard computable general equilibrium model, Maliszewska et al. (2020) consider two scenarios that differ in terms of lockdown duration, where the COVID-19 crisis is represented through shocks on production factors, international trade costs, travel services and demand. They find a global GDP contraction of 2.5% and 4% for the short and long lockdown scenario respectively. In both scenarios, developing economies are more impacted than industrialized countries, with service sectors being the most affected. Using a global hybrid DSGE/CGE general equilibrium model, McKibbin and Fernando (2020) analyze seven scenarios where several types of shocks related to the COVID-19 are envisioned (epidemiological and economic shocks to labor supply, cost of production, equity risks, consumption demand and governments expenditure). They provide GDP losses in 2020 compared to a baseline scenario for 24 countries and find that all economies are significantly affected even under the more contained outbreak scenario. Their results for France range from -0.2 to -8% depending on the scenario. Finally, based on an input–output analysis, the French Economic Observatory assesses the very short-term impact of a one-month lock-down on GDP and employment for the world and major advanced economies (OFCE 2020). Results are provided for April 2020, which can be useful for researchers who would like to calibrate the COVID-19 shock in their models. They found that the world economy experienced a -19% recession during the month of April, with an even larger reduction in employment. Labor intensive and mobility related sectors were the most affected, with Europe hosting the worst hit countries among developed economies—Spain, France and Italy, where lockdown was strictest—with a monthly GDP loss with respect to April 2019 of 35%, 30% and 29% respectively.

All these studies underline the negative short-term impact of the COVID-19 outbreak on the economy. Many policies have already been announced to foster a rapid economic recovery. Yet decisions that are taken today are crucial to avoid long-term lock-ins in carbon-intensive pathways (Le Quéré et al. 2020). While not necessarily relying on quantitative assessments, a number of researchers consider that the current crisis can be seen as an opportunity to develop inclusive and sustainable growth (Allan et al. 2020; Janardhanan et al. 2020; Rydge et al. 2020; World Bank 2020a, b). In particular Stern and Zenghelis (2020) point out the importance of sustainable investments such as clean energy infrastructure investments, contrasting them with resource-intensive and carbon-intensive investments. Such investments would boost employment in the short term and reduce energy costs, generate economies of scale and productivity gains in the longer term. In the same vein, Hepburn et al. (2020) identify policies and measures that could avoid high economic, environmental and social damages from the COVID-19 crisis: “physical infrastructure, building efficiency retrofits, investment in education and training, natural capital investment, and clean R&D”. However, low oil prices could be a long-lasting characteristic of the post-COVID economy (Helm 2020), which would significantly slow down and postpone the transition to a low-carbon economy.

Evaluating the economic and environmental impact of the COVID-19 crisis in the short, medium and long term and assessing its impact on the potential double dividend generated by carbon pricing is a real challenge. In this paper, we focus on France, which experienced one of the strictest lockdowns in the world and where an ambitious low carbon national strategy is seriously discussed. We use the French version of ThreeME, a Computable

General Equilibrium (CGE) model specifically designed to assess medium- and long-term impacts of environmental and energy policies at the macroeconomic and sectoral levels.

The modeling framework and a detailed description of the scenarios are provided in Sect. 2. Section 3 investigates (i) the economic and environmental impact of the COVID-19 crisis in the short and long term, and (ii) the macroeconomic impact of climate policy in the post-COVID recovery. Finally, Sect. 4 concludes with policy implications and avenues for further analysis.

2 Modeling Framework and Scenarios

ThreeME is a country-level open source Computable General Equilibrium model (CGE) originally developed to support policymakers in the design and evaluation of decarbonization pathways in France (Callonnet et al. 2013a, b, 2016).³ Since its first release, it has also been adapted to Mexico (Landa et al. 2016), Indonesia (Malliet et al. 2016) and the Netherlands (Bulavskaya and Reynès 2018).

ThreeME is specifically designed to evaluate the short-, medium- and long-term impact of environmental and energy policies at the macroeconomic and sectoral levels. To this end, the model combines several important features:

- Its sectoral disaggregation allows for analyzing the transfer of activities from one sector to another, particularly in terms of employment, investment, energy consumption or balance of trade.⁴
- The highly detailed representation of energy flows through the economy allows for analyzing the consumption behavior of economic agents with respect to energy. Sectors can arbitrage between capital and energy when the relative price of energy increases, and substitute between energy vectors. Consumers can substitute between energy vectors, transportation modes or consumption goods.

As a CGE model, ThreeME fully considers feedbacks between supply and demand. Demand (consumption and investment) drives the supply (production). Symmetrically supply drives demand through the incomes generated by the production factors (labor, capital, energy products and materials). Compared to bottom-up energy models such as MARKAL (Fishbone and Abilock 1981) or LEAP (Heaps 2008), ThreeME goes beyond the mere description of the sectoral and technological dimensions by integrating these within a comprehensive macroeconomic model.

ThreeME is a neo-Keynesian model. Compared to standard Walrasian-type CGEs that are largely supply driven, prices do not adjust instantaneously to clear markets. Instead the model is dynamic, and prices and quantities adjust slowly. Producers adjust their supply to the demand. This has the advantage to allow for situations of market disequilibria (in particular the presence of involuntary unemployment). This framework is particularly

³ The main equations are provided and described in Appendix B and a detailed description of the model can be retrieved from Callonnet et al. (2013b). The version used in this study can be retrieved from www.threeme.org.

⁴ For this study, we used a version of the model with 17 sectors (see list in Fig. 1). The calibration of the base year (2010) is based on data from WIOD National Supply and Use Table (SUT) for France 2010 (WIOD 2020).

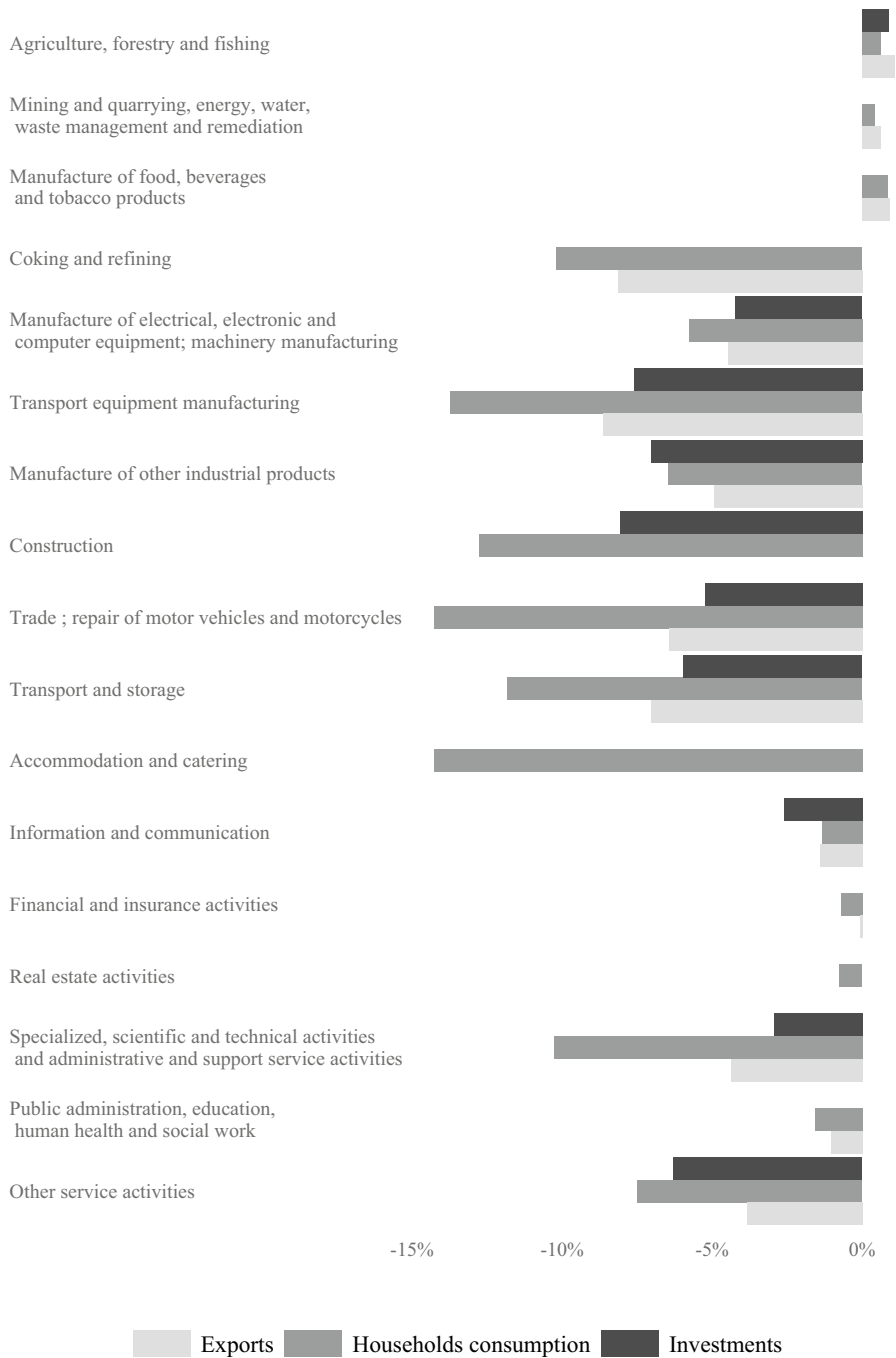


Fig. 1 Goods and services demand variation between the COVID scenarios and the baseline scenario, in 2020

well suited for policy analysis. In addition to providing information about the long term, it allows for analyzing transition phases over the short and medium terms, which is especially relevant when assessing the implementation of climate policies.

Within this modeling framework, in addition to a baseline reference scenario, we designed four alternative scenarios in order to investigate the impact of the COVID-19 crisis on the French economy with and without the implementation of a climate policy.

2.1 Baseline Scenario: Without COVID-19 or Climate Policy

This scenario is designed to provide a benchmark against which all other scenarios will be compared. It does not include any specific climate policy beyond those currently enacted by the French government, nor any macroeconomic shock linked to the COVID-19 crisis. In accordance with the assumptions used in the energy scenarios of the French Department of Climate and Energy, we assume productivity gains at a constant annual rate of 1.7% along with a population growth of 0.3%. Furthermore, ThreeME represents France as a small open economy having a relatively minor impact on the world economy. Since France only accounts for a small share of global fossil fuel demand, the French economy is unlikely to impact global fossil fuel prices substantially. We therefore consider oil, natural gas and coal prices exogenous in the model. In this scenario, the prices of imported petroleum products and natural gas are assumed to increase at the rate of inflation, close to 2% per year. Under these assumptions, simulations result in an average GDP growth of 2% per year over the period 2010–2040 and a corresponding 80% increase in CO₂ emissions over the same period. Total emissions reach 691 MtCO₂ in 2040, far from the carbon neutrality objective pegged at 37 MtCO₂ in 2050 (Ministère de la transition écologique et solidaire 2020).

2.2 Climate Policy Scenario

We then simulate a first alternative scenario, “Climate Pol.,” which includes the implementation of a fiscally neutral carbon tax: receipts are fully redistributed to households and firms through lump sum tax credits. There are no monetary transfers between households and firms: proceeds of the carbon tax paid by households are redistributed to them, while each sector receives a share of the carbon tax paid by the private sector proportional to its share of total employment. This mode of allocation is favorable to labor-intensive sectors. Following France Stratégie (2019), we assume a carbon price trajectory increasing by 250 € in 2030 and by 500 € by 2040 compared to its 2020 level. This trajectory is designed to be compatible with the French government’s economy-wide carbon neutrality objective by 2050.

2.3 COVID-19 Scenarios

All of our remaining scenarios take the COVID-19 crisis into account. The 55 days of strict lockdown has led to a negative demand shock, with a very significant reduction in all components of final demand—households consumption, investments and exports. We simulate this drop in final demand in 2020, then assume a return to normal levels of economic

Table 1 Scenarios

	COVID-19 crisis	Persistent low oil price	Recycled carbon tax
Climate Pol.			✓
COVID	✓		
COVID & Low Oil	✓	✓	
COVID & Low Oil & Climate Pol.	✓	✓	✓

activity thereafter.⁵ Calibration of this demand shock is based on estimates provided by OFCE (2020) and is reported in Fig. 1. This scenario is referred to as “COVID”.

The COVID-19 crisis has also led to a sharp decrease in international oil prices. This collapse was magnified by pre-existing structural imbalances in global oil markets, with a combination of over-supply and poor coordination between OPEP and non-OPEP producers (IEA 2019). Indeed, the global wave of lockdown began shortly after Russia and Saudi Arabia failed to reach an agreement on production quotas.⁶ These factors have jointly triggered a dramatic decrease in oil price, which could be nearly 50% lower in 2020 than in 2019 (World Bank 2020c; IEA 2020b). Furthermore, the combination of structural over-supply and global efforts toward decarbonization may significantly depress oil prices in the medium to long term (Helm 2020). We examine this in a second COVID-19 scenario, “COVID & Low Oil”, where we assume a sharp decrease in the international price of oil followed by a slow recovery. Specifically, we consider a 50% drop in 2020 followed by a 2% a year increase.

A sustained decrease in oil prices could have hamper efforts to reduce greenhouse gas emissions. To explore this interaction, we finally analyze the joint impacts of the COVID-19 crisis, low oil prices and carbon pricing in our third COVID-19 scenario, “COVID & Low Oil & Climate Pol.”. In this instance, we augment the previous scenario with the carbon tax introduced in the climate policy scenario. Table 1 summarizes the various scenarios considered in this study.

3 Simulation Results

We now turn to the simulation results of the scenarios. We focus our analysis on three main macroeconomic indicators—GDP, employment and aggregate investment—along with CO₂ emissions from 2020 to 2040. All simulation results are presented in terms of deviation to the baseline scenario. To test the robustness of our findings, we complement the core simulations with sensitivity analyses conducted on the values of key elasticities of substitution used by the model. These additional results, which include sectoral-level

⁵ The lockdown lifting period, still on-going during the implementation of the current study, is expected to lead progressively to a normal situation in terms of economic activity, depending on the evolution of the epidemic.

⁶ “Saudi Arabia launches oil price war after Russia deal collapse”, Financial Times (2020/03/08) <https://www.ft.com/content/d700b71a-6122-11ea-b3f3-fe4680ea68b5>.

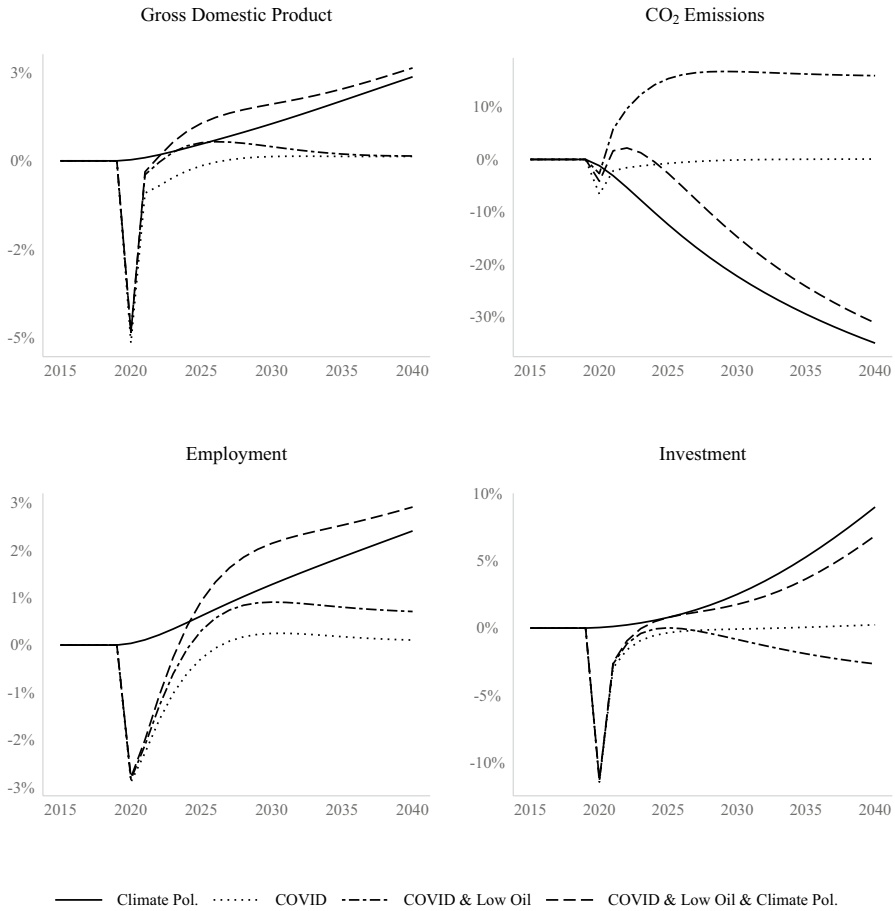


Fig. 2 Deviation from baseline along four economy-wide indicators for each scenario

details, are provided in the companion extended working paper (Malliet et al. 2020), and concur with our main findings (Fig. 2).

3.1 Economic and Environmental Impacts of the COVID-19 Crisis

We find a strong short-term GDP decrease in 2020, with an estimated reduction of -5.1% compared to the baseline. Our estimate is closely aligned with forecasts published by the OECD (-5.3%) and the Bank of France (-6%). This collapse in economic output results directly from the sudden drop in aggregate demand triggered by the lockdown. It is therefore shared across all COVID-19 scenarios. Such a large reduction in GDP triggers a

correspondingly large increase in joblessness, with a jump of 2.9% in the unemployment rate. This finding is also in line with forecasts released by the Bank of France, which estimates that the French unemployment rate will increase by 2.5% in 2021 as a result of the COVID-19 pandemic (Banque de France 2020). However, this spike proves transitory as the unemployment rate falls back to its pre-crisis level over the following decade. Similarly, investment is particularly affected, dropping by up to 11% in 2020. This is counterbalanced by a substantially faster recovery. Investment bounces back to 2.5% below its baseline level by 2021 and quickly converges back to its pre-crisis trajectory.

An economic slowdown of this magnitude triggers an instant drop in CO₂ emissions, of -6.6% in 2020. Yet the projected trajectory of CO₂ emissions is highly sensitive to the price of oil. The collapse in oil prices observed in the first half of 2020 leads to an increase in energy intensity and carbon intensity, but also stimulates economic activity. This explains the higher level of emissions estimated in the *COVID & Low Oil* scenario, observed as early as 2020 and sustained through 2040. The stimulus received from lower oil prices remains transitory though, and culminates at 0.5% of GDP by 2026.

The COVID-19 pandemic has devastating macroeconomic impacts in the short term—yet this damage could remain temporary with a return to the pre-crisis growth trajectory within a decade. Symmetrically, the reduction in CO₂ emissions is just as short-lived in the absence of strengthened carbon pricing. This would be made worse by a prolonged depression in world oil prices.

3.2 Climate Policy in the post-COVID Recovery

The unexpected drop in CO₂ emissions resulting from the COVID-19 crisis could appear to provide a welcome respite to help achieve the Paris Agreement objectives. Yet our *COVID* and *COVID & Low Oil* scenarios illustrate that without further climate mitigation efforts, this reprieve will prove short lived. Worse, under the persistently low oil price scenario, French emissions end up higher than in the absence of the COVID-19 pandemic as early as 2022. In the present section, we explore how the introduction of strengthened carbon pricing interacts with the post-COVID recovery.

Long-term trends in emissions in our scenarios are driven by changes in relative energy prices, which result in turn from changes in international oil markets or the introduction of a carbon tax. In our modeling framework, the latter can result in a so-called “double dividend”. The increase in carbon pricing fosters improvements in energy efficiency and discourages the use of fossil resources. This improves the balance of trade of a net fossil fuel importer such as France and stimulates energy efficiency investments, thereby yielding a macroeconomic benefit. Further, the carbon taxation scheme specified in the *Climate Policy* and *COVID & Low Oil & Climate Policy* scenarios is fully recycled as a lump sum tax credit without transfers between households and firms. In the private sector, the recycling scheme is implemented proportionally to the sector’s share of total employment. Such a scheme favors labor-intensive industries, which increases aggregate employment. These

mechanisms explain the expansionary impact of the *Climate Policy* scenario, which leads to a 2.6% higher GDP by 2040 compared to the baseline.

The main contribution of the present paper is to examine the impact of a similarly ambitious carbon pricing policy in the context of the post-COVID recovery, through the *COVID & Low Oil & Climate Policy* scenario. We find that despite the deep COVID-related downturn, carbon taxation still yields a macroeconomic co-benefit in the medium to long-term. Interestingly, the impact on GDP is even higher, at nearly 3% by 2040 than in the counterfactual *Climate Policy* scenario. This is explained by the conjunction with sustained lower oil prices over the period, which reduce households' and firms' energy bills. The fully recycled carbon tax acts as an additional economic stimulus reinforcing the expansionary impact of reduced oil prices while preventing an increase in CO₂ emissions. Nevertheless, CO₂ emissions still end up 5% higher than in the counterfactual *Climate Policy* scenario due to the prolonged reduction in oil prices. This finding underlines the need for higher carbon pricing should oil markets remain depressed in the post-COVID recovery.

It should be noted that the positive macroeconomic impacts of climate change mitigation policies are felt early on in the recovery—as a direct result of the balance of trade and investment benefits highlighted above. Both GDP and employment increase beyond their baseline levels as early as 2023, compared with 2024 to 2026 in scenarios that do not implement carbon pricing. Long-term employment also benefits commensurately, with 900,000 jobs created by 2040. However, this aggregate impact is not uniformly distributed across sectors. In particular, energy sectors do see some job destruction when implementing carbon pricing (see “Appendix A”).

Outcomes on CO₂ emissions are the most contrasted across scenarios. In *COVID & Low Oil*, we find that without any strengthened mitigation, depressed oil prices would lead to an increase of 16% above baseline by 2040 despite the initial lockdown related drop. Conversely, the carbon taxation scheme implemented in *COVID & Low Oil & Climate Policy* achieves a 31% reduction in CO₂ emissions against the baseline by 2040. Our findings confirm that the COVID-19 crisis need not delay climate change mitigation. Indeed, implementing a fully redistributed carbon tax can even help speed up the economic recovery.

4 Conclusion

In order to slow down the rate of spread of the COVID-19 virus, the French government imposed an unprecedented national lockdown over a period of 55 days from March to May 2020. The simulations conducted in this paper pursue two main objectives. First, we aim to provide a quantitative assessment of the economic and environmental impacts of these exceptional measures in the short and long term. We find that the lockdown has had significant negative short-term consequences on economic activity with a 5% GDP decline in 2020 compared to its baseline trajectory. However, the demand shock induced by the lockdown is temporary: the economy progressively recovers toward its baseline trajectory over the following decade. This economic slowdown has an instant mechanical impact on CO₂ emissions, with an estimated 6.6% decrease in 2020 compared to the baseline path. Yet, as a consequence of the economic recovery, CO₂ emissions also quickly catch up to

their baseline trajectory. The positive environmental impact of the COVID-19 crisis is thus purely temporary. Further, one of the main global macroeconomic consequences of the pandemic has been a significant decrease in oil prices—which could be sustained over the coming years. Our simulations suggest that this would make the long-term environmental consequences of the COVID-19 crisis negative. In the medium to long run, CO₂ emissions end up above their baseline trajectory since lower oil prices allow for a faster economic recovery while encouraging the development of carbon-intensive technologies.

Second, we investigate whether implementing carbon pricing can still yield positive macroeconomic dividends in the context of the post-COVID recovery. We find that implementing ambitious carbon pricing speeds up economic recovery by stimulating employment and investment while reducing CO₂ emissions significantly—even when combined with persistently low oil prices. Increasing fossil energy prices through a carbon tax leads to the substitution of energy for capital, in other words to energy efficiency investments. This in turn yields a decrease in energy use and CO₂ emissions. Over the long run, GDP even ends up larger than in a non-COVID-19 scenario implementing the exact same climate policy. By maintaining a high fossil fuel price, the carbon tax reduces the imports of fossil energy while fully redistributing carbon tax proceeds is primarily beneficial to the domestic economy. This acts as an additional economic stimulus which strengthens the recovery while preventing an increase in CO₂ emissions. However, low oil prices delay and reduce CO₂ emissions reductions achievable by a given level of carbon taxation. This underlines the need for higher carbon pricing should oil markets remain depressed in the post-COVID recovery.

The severity of the global economic crisis induced by the COVID-19 pandemic might appear to support the postponement of ambitious climate mitigation. Our results directly contradict this idea, and support instead the strengthening of climate policies at a critical juncture where mishandling of the post-COVID recovery could have dramatic consequences for GHG emissions mitigation efforts.

The COVID-19 crisis is still unfolding as we write these lines. As uncertainty remains particularly high, these results should be considered with appropriate caution. Our analysis could be completed by integrating certain dimensions of the COVID-19 crisis that remain difficult to quantify given current data availability, such as estimating long-term supply-side effects or considering the impact of emergency measures taken by national governments and multilateral organizations. A macroeconomic comparison with a long-term full decarbonization scenario or a set of other climate policy instruments would also yield further insights into the role of climate mitigation in the post-COVID recovery.

Acknowledgements This paper is the result of a research collaboration regarding the development of the ThreeME model between French Environment and Energy Management Agency (ADEME), the French Economic Observatory (OFCE), and the Netherlands Economic Observatory (NEO). Financial support by ADEME (Research Grants 1910C0005) is gratefully acknowledged.

Appendix A: Detailed Simulations Results

See Figs. 3, 4, 5 and 6.

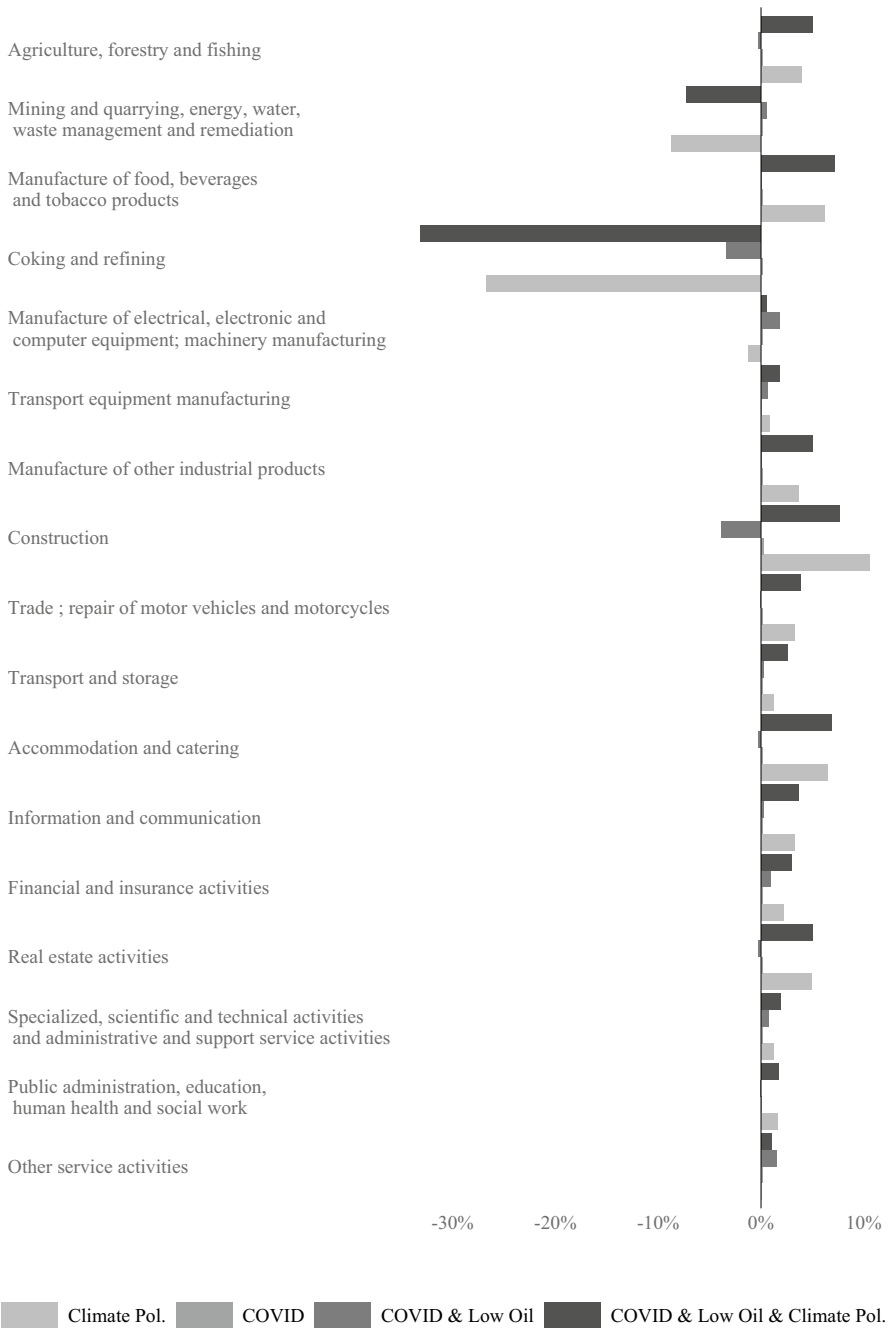


Fig. 3 Added value variation in deviation to the baseline by sector in 2040

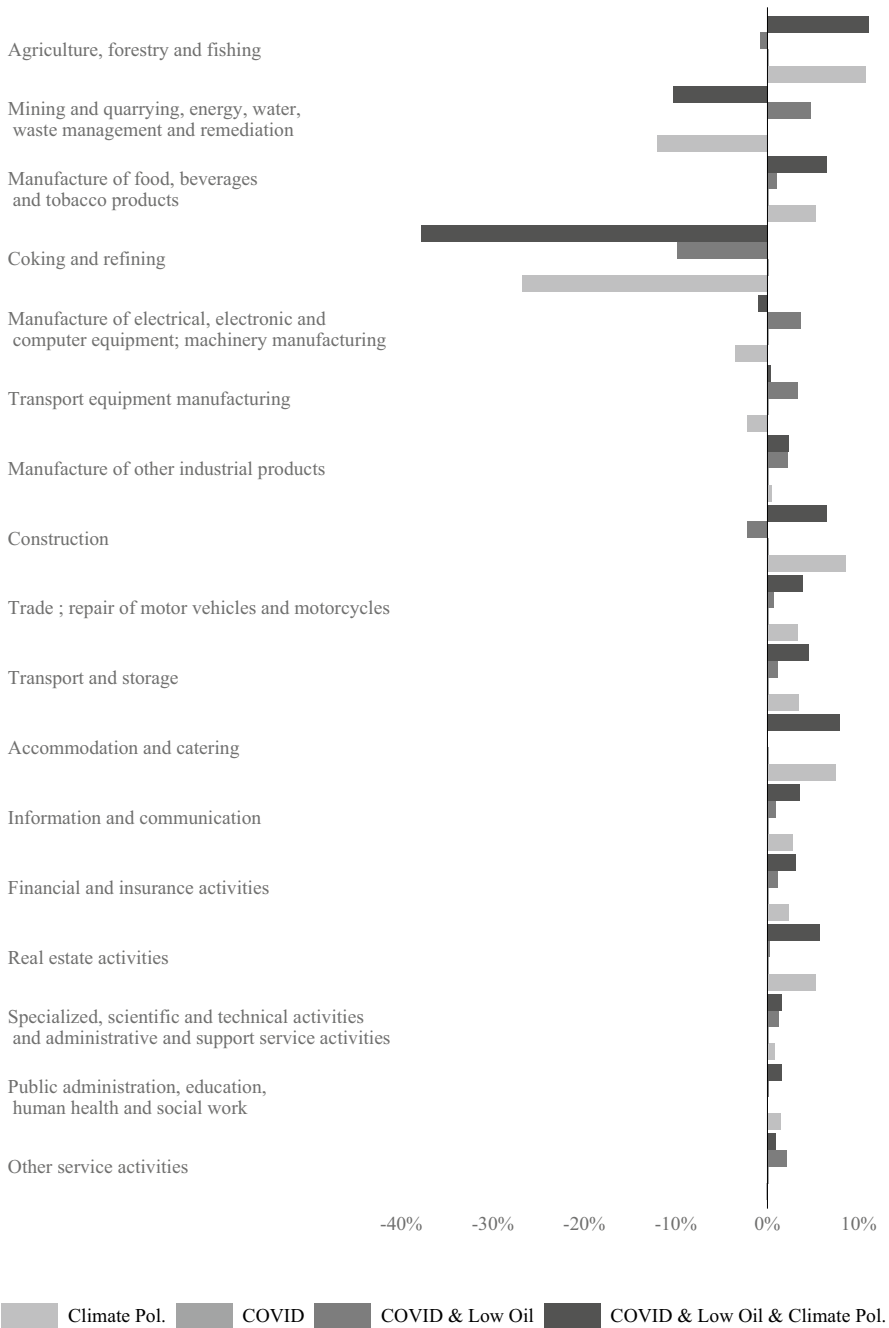


Fig. 4 Employment variation in % deviation to the baseline in 2040

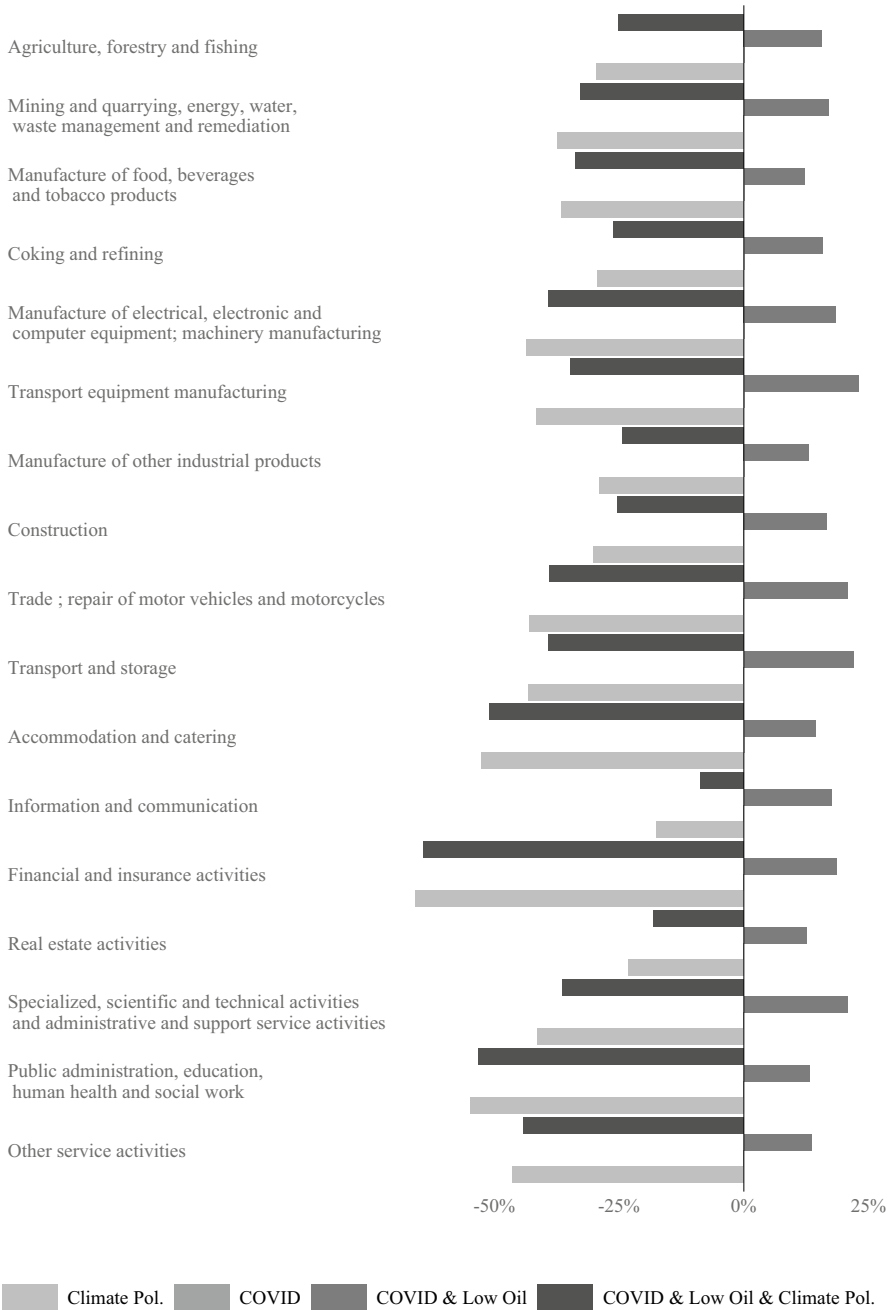


Fig. 5 CO₂ emissions variation in % deviation to the baseline in 2040

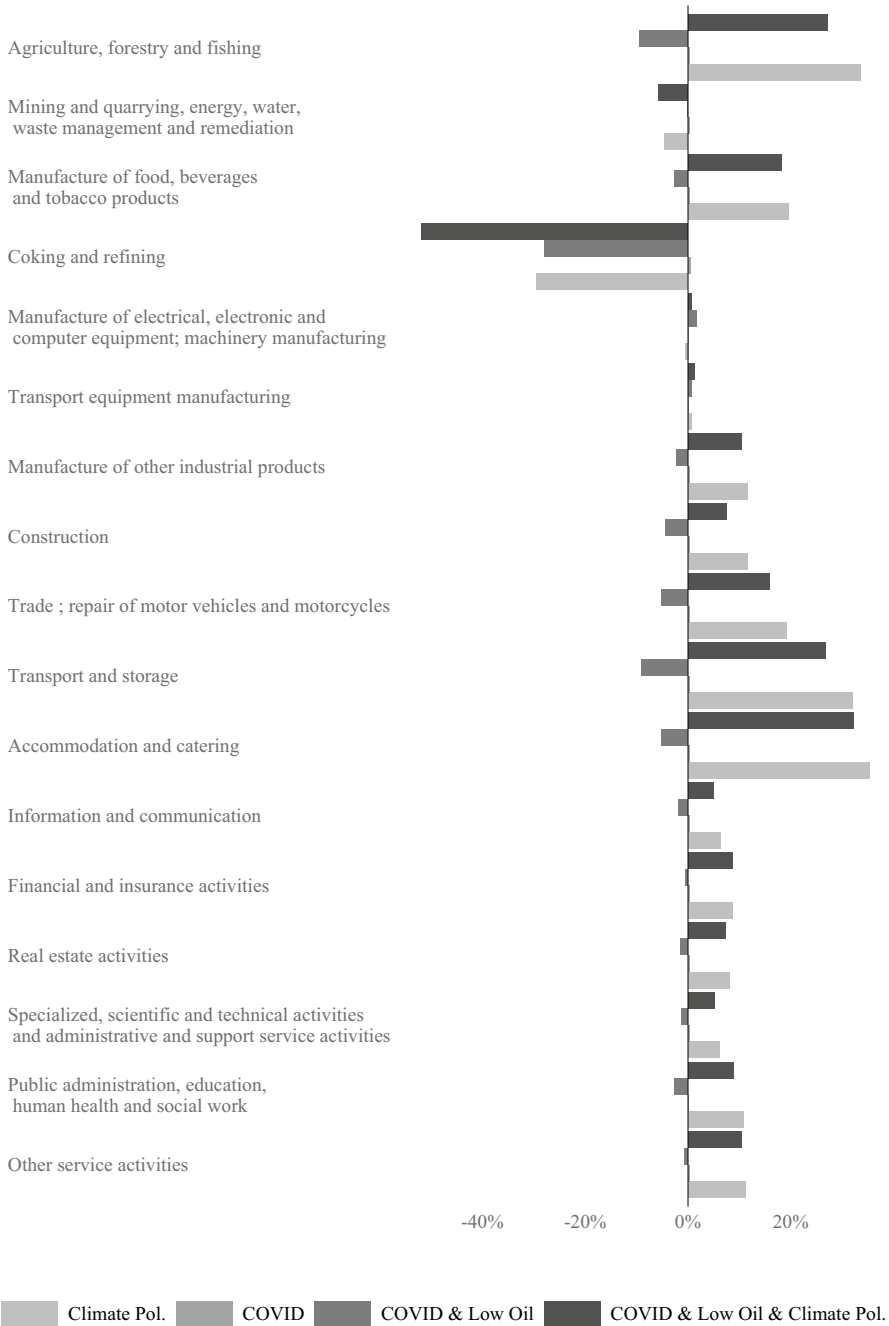


Fig. 6 Investment variation in % deviation to the baseline in 2040

References

- Allan J, Donovan C, Ekins P, Gambhir A, Hepburn C, Robins N, Reay D, Shuckburgh E, Zenghelis D (2020) A net-zero emissions economic recovery from COVID-19. Smith School working paper 20-01
- Aubert D, Chiroleau-Assouline M (2019) Environmental tax reform and income distribution with imperfect heterogeneous labour markets. *European Economic Review* 116:60–82. <https://doi.org/10.1016/j.eurocorev.2019.03.006>
- Banque de France (2020) Projections macroéconomiques pour la France—Juin 2020
- Bulavskaya Tatyana, Reynès Frédéric (2018) Job creation and economic impact of renewable energy in the Netherlands. *Renew Energy* 119:528–538. <https://doi.org/10.1016/j.renene.2017.09.039>
- Callonnec G, Landa G, Malliet P, Reynès F (2013a) Les effets macroéconomiques des scénarios énergétiques de l'Ademe. *Revue de l'énergie* 615
- Callonnec G, Landa G, Malliet P, Reynès F, Tamsamani Y, OFCE/ADEME/TNO (2013b) A full description of the Three-ME model: multi-sector macroeconomic model for the evaluation of environmental and energy policy. Working paper ThreeME, www.threeme.org/documentation
- Callonnec G, Landa G, Malliet P, Reynès F, Saussay A (2016) Les propriétés dynamiques et de long terme du modèle ThreeME: un cahier de variantes. *Revue de l'OFCE* 149
- CITEPA, Technical reference center for air pollution and climate change (2020). Impact of COVID-19 on GHG emissions—New estimations. https://www.citepa.org/fr/2020_05_a09/
- Fishbone LG, Abilock H (1981) Markal, a linear-programming model for energy-systems analysis—technical description of the Bnl version. *Int J Energy Res* 5(4):353–375. <https://doi.org/10.1002/er.4440050406>
- France Stratégie (2019) Commission Quinet Report. <https://www.strategie.gouv.fr/english-articles/social-value-mitigation-activities-key-messages-and-recommendations>
- Hasfstead MAC, Williams RC III (2018) Unemployment and environmental regulation in general equilibrium. *J Public Econ*. <https://doi.org/10.1016/j.jpubeco.2018.01>
- HCC (2020) The High Council on Climate special report. Climate, Health: Better Prevention, Better Healin. Accelerating A Just Transition To Strengthen Our Resilience Against Climate And Health Risk. https://www.hautconseilclimat.fr/wp-content/uploads/2020/04/hcc_rapport_spcial.pdf
- Heaps C (2008) An Introduction to LEAP. Stockholm Environment Institute, pp 1–16
- Helm D (2020) The environmental impacts of the coronavirus. *Environ Resour Econ* 76:21–38. <https://doi.org/10.1007/s10640-020-00426-z>
- Hepburn C, O'Callaghan B, Stern N, Stiglitz J, Zenghelis D (2020) Will COVID-19 fiscal recovery packages accelerate or retard progress on climate change? *Oxf Rev Econ Policy*. <https://doi.org/10.1093/oxrep/graa015>
- IEA (2019) World Energy Outlook, International Energy Agency, <https://www.iea.org/reports/world-energy-outlook-2019>
- IEA (2020a) Global Energy Review 2020, The impacts of the COVID-19 crisis on global energy demand and CO₂ emissions. IEA, Paris <https://www.iea.org/reports/global-energy-review-2020>
- IEA (2020b) Oil Market Report—June 2020, IEA, Paris, <https://www.iea.org/reports/oil-market-report-june-2020>
- IMF (2020) International Monetary Fund (2020) World economic outlook, April 2020: the great lockdown. World economic outlook reports. <https://www.imf.org/en/Publications/WEO/Issues/2020/04/14/weo-april-2020>. Accessed 25 May 2020
- IPCC (2018) Summary for Policymakers. In: Global Warming of 1.5°C. An IPCC Special Report on the impacts of global warming of 1.5°C above pre-industrial levels and related global greenhouse gas emission pathways, in the context of strengthening the global response to the threat of climate change, sustainable development, and efforts to eradicate poverty [Masson-Delmotte, V., P. Zhai, H.-O. Pörtner, D. Roberts, J. Skea, P.R. Shukla, A. Pirani, W. Moufouma-Okia, C. Péan, R. Pidcock, S. Connors, J.B.R. Matthews, Y. Chen, X. Zhou, M.I. Gomis, E. Lonnoy, T. Maycock, M. Tignor, and T. Waterfield (eds.)]. World Meteorological Organization, Geneva, Switzerland
- Janardhanan NK, Ikeda E, Ikeda M (2020) Impact of COVID-19 on Japan and India: climate, energy and economic stimulus. Institute for Global Environmental Strategies (IGES) working paper. ISBN: 978-4-88788-244-7. <https://www.iges.or.jp/en/pub/COVID-19-impact-japan-and-india-climate-energy-and-economic-stimulus-20200522/en>
- Landa G, Reynès F, Islas I, Bellocq F, Grazi F (2016) Towards a Low Carbon Growth in Mexico: is a Double Dividend Possible? A Dynamic General Equilibrium Assessment. *Energy Policy* 96(24):314–327. <https://doi.org/10.1016/j.enpol.2016.06.012>
- Le Quéré C, Jackson RB, Jones MW et al (2020) Temporary reduction in daily global CO₂ emissions during the COVID-19 forced confinement. *Nat Clim Chang*. <https://doi.org/10.1038/s41558-020-0797-x>

- Maliszewska M, Mattoo A, Van Der Mensbrugge D (2020) The potential impact of COVID-19 on GDP and trade: a preliminary assessment (English). Policy Research working paper; no. WPS 9211; COVID-19 (Coronavirus). Washington, DC: World Bank Group. <https://elibrary.worldbank.org/doi/pdf/10.1596/1813-9450-9211>
- Malliet P, Nazhiri I, Reynès F (2016) Assessing low carbon and resilient growth in Indonesia : an application of the ThreeME model
- Malliet P, Reynes F, Landa G, Hamdi-Cherif M, Saussay A (2020, forthcoming) Assessing short-term and long-term economic and environmental effects of the COVID crisis in France. OFCE working paper no. 24. at <https://www.ofce.sciences-po.fr/publications/document.php>
- McKibbin WJ, Fernando R (2020) The global macroeconomic impacts of COVID-19: seven scenarios. CAMA Working paper no. 19/2020. SSRN: <https://ssrn.com/abstract=3547729> or <http://dx.doi.org/10.2139/ssrn.3547729>
- Ministère de la transition écologique et solidaire (2020) Strategie Nationale Bas-Carbone. La transition écologique et solidaire vers la neutralité carbone, https://www.ecologique-solidaire.gouv.fr/sites/default/files/2020-03-25_MTES_SNBC2.pdf
- OFCE (2020) Assessment of the economic impact of the COVID-19 pandemic and containment measures on the global economy in April 2020. French Economic Observatory, Analysis and Forecasting Department, Policy Brief no. 69 (in French) <https://www.ofce.sciences-po.fr/pdf/pbrief/2020/OFCEpbrief69.pdf>
- Peters GP et al (2012) Correspondence: rapid growth in CO₂ emissions after the 2008–2009 global financial crisis. *Nat Clim Change* 2:2–4
- Rydge J, Stern N, Zenghelis D (2020) COVID-19 and climate—building a strong and sustainable recovery. *LSE Business Review*, London School of Economics <https://blogs.lse.ac.uk/businessreview/2020/05/07/COVID-19-and-climate-building-a-strong-and-sustainable-recovery/>
- Stern N, Zenghelis DA (2020) Now is the time for a strong, sustainable and inclusive recovery. <https://www.oecd-forum.org/users/42288-nicholas-stern/posts/now-is-the-time-for-a-strong-sustainable-and-inclusive-recovery>
- WHO (2020) World Health Organization. WHO announces COVID-19 outbreak a pandemic. <http://www.euro.who.int/en/health-topics/health-emergencies/coronavirus-COVID-19/news/news/2020/3/who-announces-COVID-19-outbreak-a-pandemic>. Accessed 25 May 2020
- WIOD (2020) World input-output database. <http://www.wiod.org/home>
- World Bank (2020a) The economy in the time of COVID-19. LAC Semiannual Report; April 2020. Washington, DC: World Bank. © World Bank. <https://openknowledge.worldbank.org/handle/10986/33555> License: CC BY 3.0 IGO
- World Bank (2020b) Abadie, R., 2020. COVID-19 and infrastructure: a very tricky opportunity. <https://blogs.worldbank.org/ppps/COVID-19-and-infrastructure-very-tricky-opportunity>
- World Bank (2020c) Commodities Price Forecast, World Bank, <http://pubdocs.worldbank.org/en/633541587395091108/CMO-April-2020-Forecasts.pdf>

Publisher's Note Springer Nature remains neutral with regard to jurisdictional claims in published maps and institutional affiliations.