



ELIPSS, a French probability-based web panel dedicated to social science research

Emmanuelle Duwez, Jean-Baptiste Portelli

► To cite this version:

Emmanuelle Duwez, Jean-Baptiste Portelli. ELIPSS, a French probability-based web panel dedicated to social science research. Workshop Psychofood - Psychological determinants of food consumption, ENS Paris-Saclay, May 2019, Cachan, France. hal-03567081

HAL Id: hal-03567081

<https://sciencespo.hal.science/hal-03567081>

Submitted on 11 Feb 2022

HAL is a multi-disciplinary open access archive for the deposit and dissemination of scientific research documents, whether they are published or not. The documents may come from teaching and research institutions in France or abroad, or from public or private research centers.

L'archive ouverte pluridisciplinaire **HAL**, est destinée au dépôt et à la diffusion de documents scientifiques de niveau recherche, publiés ou non, émanant des établissements d'enseignement et de recherche français ou étrangers, des laboratoires publics ou privés.



Distributed under a Creative Commons Attribution - NonCommercial - ShareAlike 4.0 International License

A decorative graphic consisting of three colored circles (dark green, light green, and grey) and a vertical line.

ELIPSS, a French probability-based web panel dedicated to social science research

Emmanuelle Duwez, Sciences Po, Center for socio-political data (CDSP), CNRS, Paris, France

May 10, 2019



The ELIPSS panel

- The quantitative part of the Dime-SHS EquipEx (ANR-10-EQPX-19-01)
- Probability based internet panel
- Internet access given to each panelist (touchscreen tablet & 4G subscription)
- Monthly questionnaires designed by researchers (up to 30 minutes per month)
- Pilot from 2013 until 2016 / Main panel from 2016 until 2019



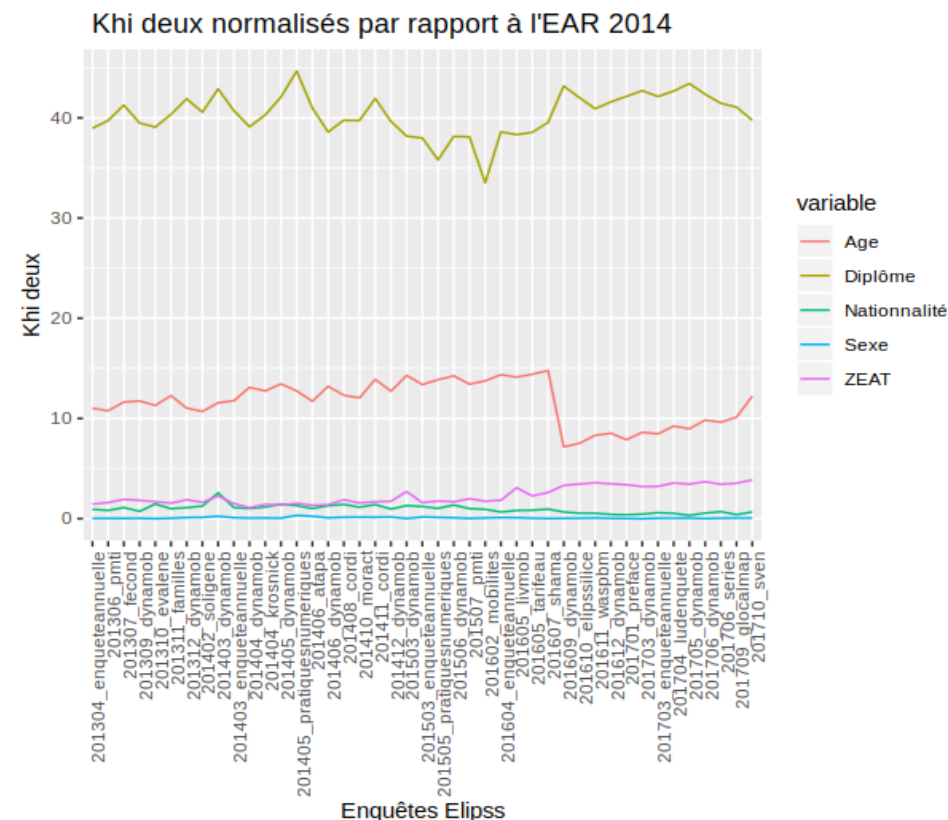
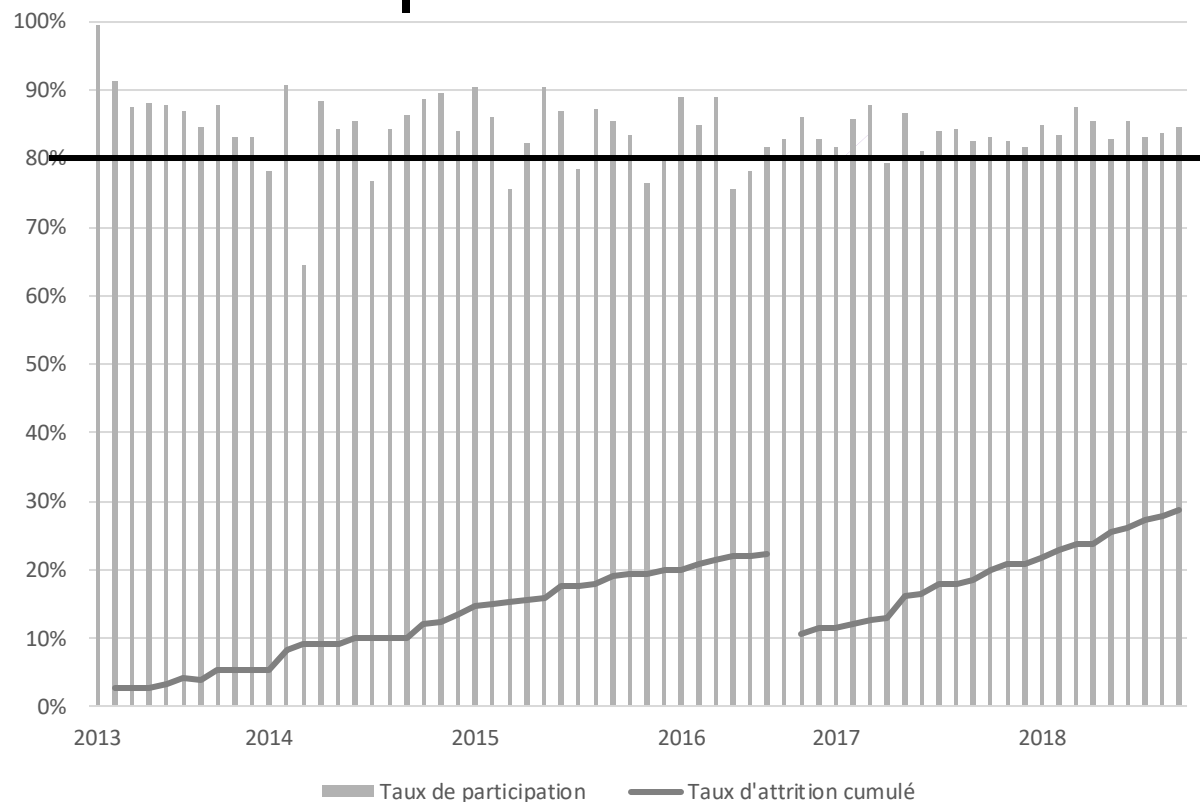
Target population and sample

	Pilot recruited in 2012-2013	Main panel recruited in 2016
Universe	18-75 Metropolitan France	18-79 Metropolitan France
Gross sample	4500 households from 2011 census	9000 households from 2014 census
Recruitment mode	Mail, phone, face-to-face	Face-to-face
Number of panelists	1039	2523
Recruitment rate (HH)	35%	43.5%
Recruitment rate (IND)	27%	32%
Biases	Regional distortions Underrepresentation of young people Overrepresentation of educated people and internet users	





Attrition and response rates



- **Participation rate : higher than 80%**

- **Attrition rate :**

- 2013-2016, **7 % per year**

- Since 2016, **around 10 % per year**

- **More deviation from the reference population for **diploma degree and age variables****

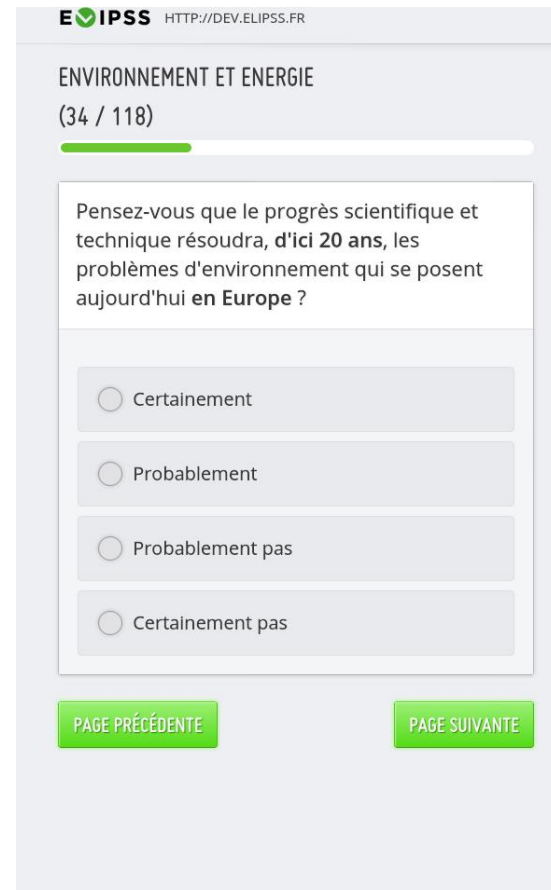
- **The most difficult to maintain in the panel: the oldest and last educated**

Data collection

- All panelists answer on the ELIPSS app pre-installed on 8- inch tabs



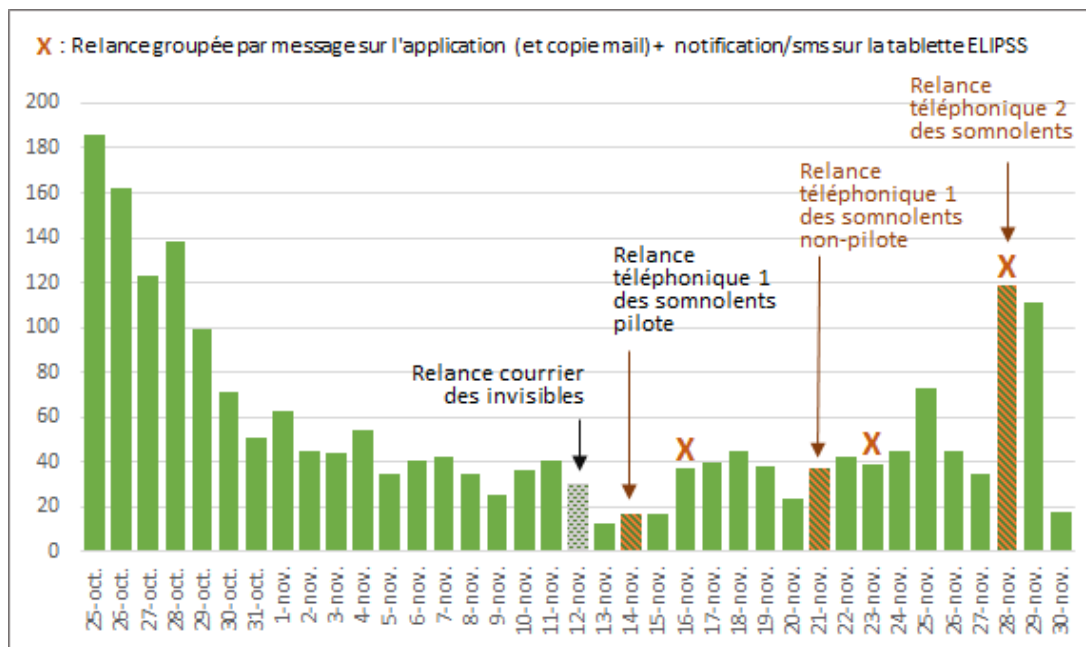
- Maximum measurement equivalence
- Some technical limitations (connectivity, screen size)
- Classical questions (Radio buttons, check boxes, scales, numerical, etc.) and even more (picture, maps, games, etc.)





Data collection and field monitoring

- 5 weeks to answer a 30 minute questionnaire
- Follow-up of the response rate and problems related to the equipment (breakages, connexion, application, etc.) + a phone permanence
- Reminders according to the participation profile : grouped and personalized

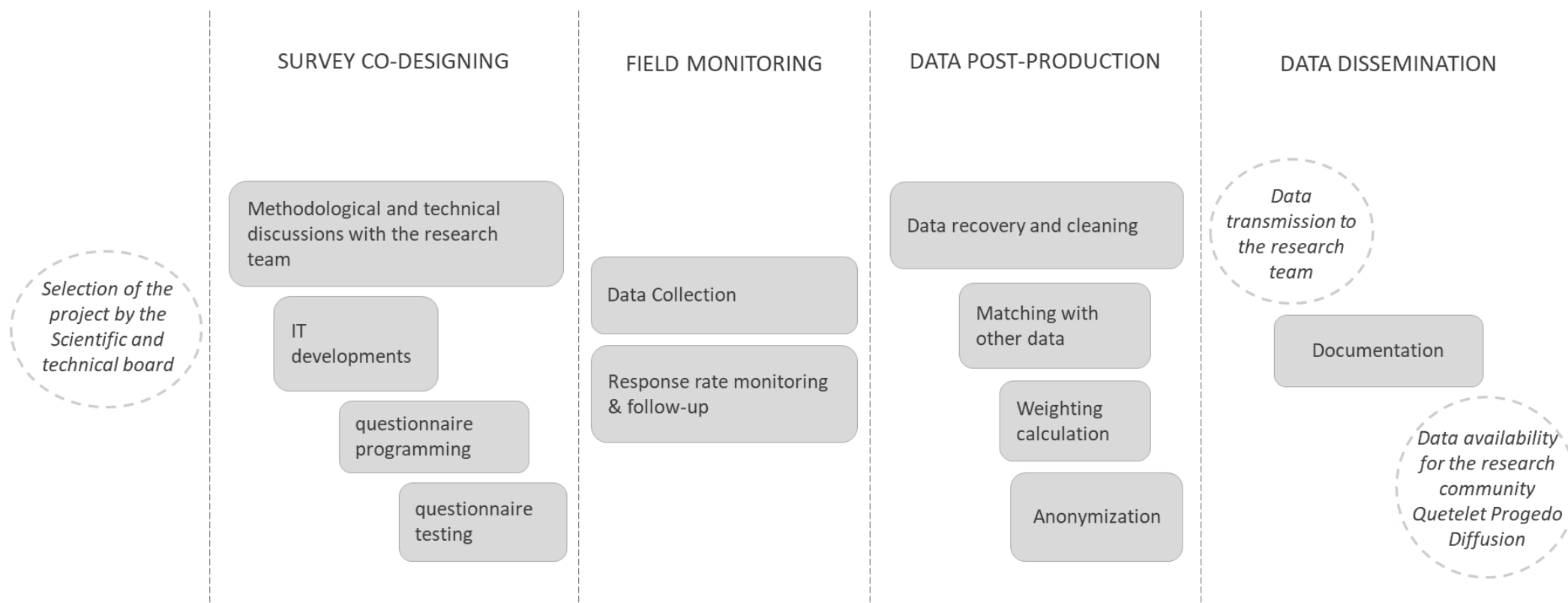


Non-participation profile :	Non-respondent	Sleepy	Invisible
Définition	Have not yet completed the current field	Did not respond to the previous field, nor to the current one.	Did not respond to 2 successive fields, in addition to the current one
Reminder	ELIPSS application message and/or SMS	2 calls per month	Letter once a month

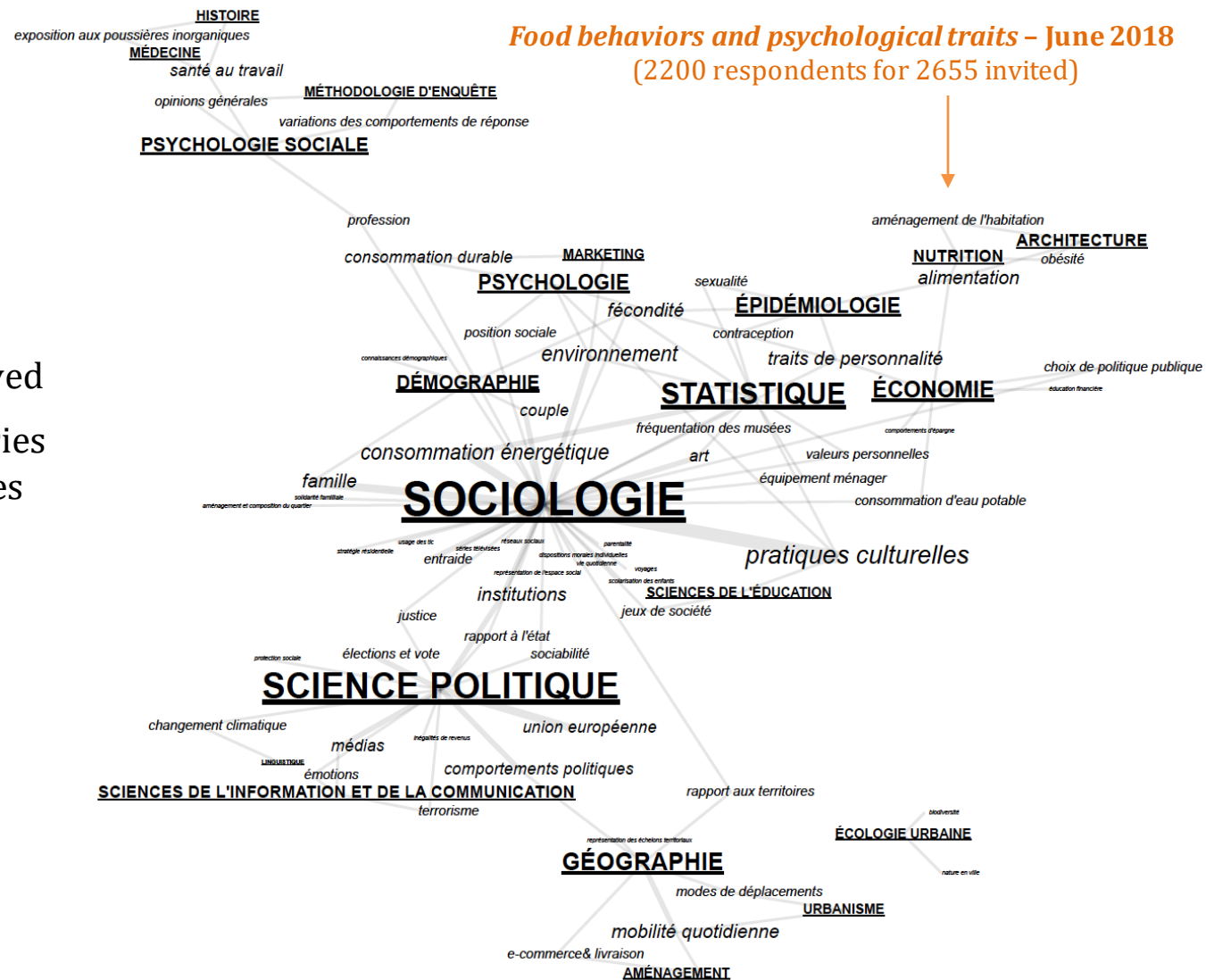


The ELIPSS « service »

- From the submission of a draft questionnaire to the secondary dissemination of data



- 7 call for projects
 - 72 submitted projects
 - More than 375 people involved
 - A wide diversity of laboratories and a broadening of disciplines
- 42 projects accepted
 - 73 data collections
 - 53 datasets available to the research community





More information

About the project and the surveys co-produced with elipss:

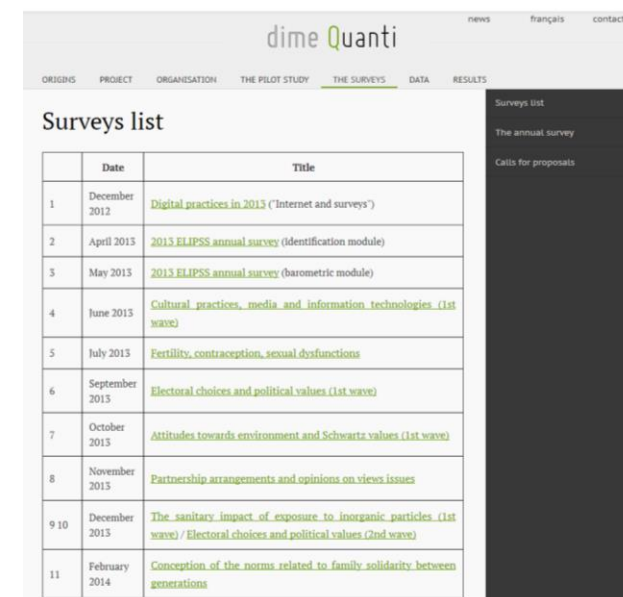
<http://quanti.dime-shs.sciences-po.fr/>

To access the documentation of data available for secondary analysis:

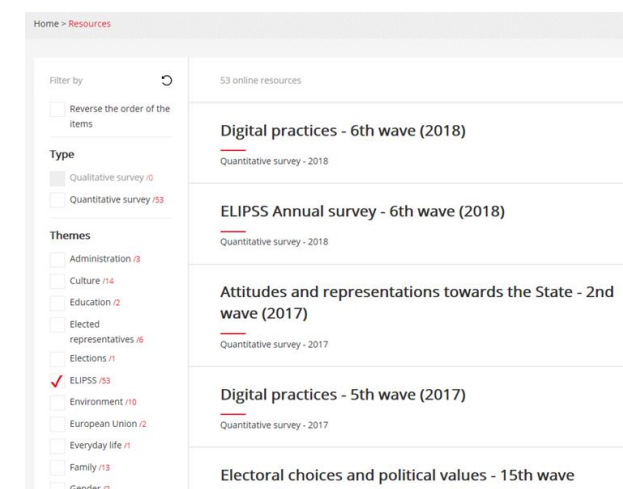
<https://cdsp.sciences-po.fr/>

Contact :

emmanuelle.duweze@sciencespo.fr



	Date	Title
1	December 2012	Digital practices in 2013 ("Internet and surveys")
2	April 2013	2013 ELIPSS annual survey (Identification module)
3	May 2013	2013 ELIPSS annual survey (barometric module)
4	June 2013	Cultural practices, media and information technologies (1st wave)
5	July 2013	Fertility, contraception, sexual dysfunctions
6	September 2013	Electoral choices and political values (1st wave)
7	October 2013	Attitudes towards environment and Schwartz values (1st wave)
8	November 2013	Partnership arrangements and opinions on views issues
9 10	December 2013	The sanitary impact of exposure to inorganic particles (1st wave) / Electoral choices and political values (2nd wave)
11	February 2014	Conception of the norms related to family solidarity between generations



Filter by	53 online resources
<input type="checkbox"/> Reverse the order of the items Type <input type="checkbox"/> Qualitative survey /0 <input type="checkbox"/> Quantitative survey /53 Themes <input type="checkbox"/> Administration /3 <input type="checkbox"/> Culture /14 <input type="checkbox"/> Education /2 <input type="checkbox"/> Elected representatives /6 <input type="checkbox"/> Elections /1 <input checked="" type="checkbox"/> ELIPSS /53 <input type="checkbox"/> Environment /10 <input type="checkbox"/> European Union /2 <input type="checkbox"/> Everyday life /1 <input type="checkbox"/> Family /13 <input type="checkbox"/> Gender /2	<p>Digital practices - 6th wave (2018) Quantitative survey - 2018</p> <p>ELIPSS Annual survey - 6th wave (2018) Quantitative survey - 2018</p> <p>Attitudes and representations towards the State - 2nd wave (2017) Quantitative survey - 2017</p> <p>Digital practices - 5th wave (2017) Quantitative survey - 2017</p> <p>Electoral choices and political values - 15th wave (2017) Quantitative survey - 2017</p>