



HAL
open science

Informational Autocrats

Sergei Guriev, Daniel Treisman

► **To cite this version:**

Sergei Guriev, Daniel Treisman. Informational Autocrats. Journal of Economic Perspectives, 2019, 33 (4), pp.100-127. 10.1257/jep.33.4.100 . hal-03878640

HAL Id: hal-03878640

<https://sciencespo.hal.science/hal-03878640>

Submitted on 29 Nov 2022

HAL is a multi-disciplinary open access archive for the deposit and dissemination of scientific research documents, whether they are published or not. The documents may come from teaching and research institutions in France or abroad, or from public or private research centers.

L'archive ouverte pluridisciplinaire **HAL**, est destinée au dépôt et à la diffusion de documents scientifiques de niveau recherche, publiés ou non, émanant des établissements d'enseignement et de recherche français ou étrangers, des laboratoires publics ou privés.



Distributed under a Creative Commons Attribution 4.0 International License

Informational Autocrats

Sergei Guriev and Daniel Treisman

The model of dictatorship that dominated in the twentieth century was based on fear. Many rulers terrorized their citizens, killing or imprisoning thousands and deliberately publicizing their brutality to deter opposition. Totalitarians such as Hitler, Stalin, and Mao combined repression with indoctrination into ideologies that demanded devotion to the state. They often placed barriers between their citizens and the rest of the world with overt censorship, travel restrictions, and limits on international trade.

However, in recent years, a less bloody and ideological form of authoritarianism has been spreading. From Hugo Chávez's Venezuela to Vladimir Putin's Russia, illiberal leaders have managed to concentrate power without cutting their countries off from global markets, imposing exotic social philosophies, or resorting to mass murder. Many of these new-style autocrats have come to office in elections and managed to preserve a democratic facade while covertly subverting political institutions. Rather than jailing thousands, they target opposition activists, harassing and humiliating them, accusing them of fabricated crimes, and encouraging them to emigrate. When these autocrats kill, they seek to conceal their responsibility.

The emergence of such softer, nonideological autocracies was unexpected and so far lacks a systematic explanation. How do the new dictators survive without using

■ *Sergei Guriev is Professor of Economics, Sciences Po, Paris, France, and Research Fellow, Centre for Economic Policy Research, London, United Kingdom. Daniel Treisman is Professor of Political Science, University of California, Los Angeles, California, and Research Associate, National Bureau of Economic Research, Cambridge, Massachusetts. Their email addresses are sergei.guriev@sciencespo.fr and treisman@polisci.ucla.edu.*

For supplementary materials such as appendices, datasets, and author disclosure statements, see the article page at <https://doi.org/10.1257/jep.33.4.100>.

the standard tools of twentieth-century authoritarians and, moreover, without the traditional legitimacy or religious sanction that supported historical monarchs—or even the revolutionary charisma of anticolonial leaders?

The key to such regimes, we argue, is the manipulation of information. Rather than terrorizing or indoctrinating the population, rulers survive by leading citizens to believe—rationally but incorrectly—that they are competent and public-spirited. Having won popularity, dictators score points both at home and abroad by mimicking democracy. Violent repression, rather than helping, would be counter-productive because it would undercut the image of able governance that leaders seek to cultivate.

In this article, we document the changing characteristics of authoritarian states worldwide. Using newly collected data, we show that recent autocrats employ violent repression and impose official ideologies far less often than their predecessors did. They also appear more prone to conceal rather than to publicize cases of state brutality. By analyzing texts of leaders' speeches, we show that "informational autocrats" favor a rhetoric of economic performance and provision of public services that resembles that of democratic leaders far more than it does the discourse of threats and fear embraced by old-style dictators. Authoritarian leaders are increasingly mimicking democracy by holding elections and, where necessary, falsifying the results.

A key element in our theory of informational autocracy is the gap in political knowledge between the "informed elite" and the general public. While the elite accurately observes the limitations of an incompetent incumbent, the public is susceptible to the ruler's propaganda. Using individual-level data from the Gallup World Poll, we show that such a gap does indeed exist in many authoritarian states today. Unlike in democracies, where the highly educated are more likely than others to approve of their government, in authoritarian states the highly educated tend to be more critical. The highly educated are also more aware of media censorship than their less-schooled compatriots.

The manipulation of information is not new in itself—some totalitarian leaders of the past were innovators in the use of propaganda. What is different is how rulers today employ such tools. Where Hitler and Stalin sought to reshape citizens' goals and values by imposing comprehensive ideologies, informational autocrats intervene surgically, attempting only to convince citizens of their competence. Of course, democratic politicians would also like citizens to think them competent, and their public relations efforts are sometimes hard to distinguish from propaganda. Indeed, the boundary between low-quality democracy and informational autocracy is fuzzy, with some regimes and leaders—say, Silvio Berlusconi of Italy or Cristina Kirchner of Argentina—combining characteristics of both. Where most previous models have assumed that formal political institutions constrain such leaders, we place the emphasis on a knowledgeable elite with access to independent media.

At the same time, today's softer dictatorships do not forswear repression completely. Informational autocrats may use considerable violence in fighting ethnic insurgencies and civil wars—as, in fact, do some democracies. They may

also punish journalists as a mode of censorship (although they seek to camouflage the purpose or to conceal the state's role in violent acts). Such states can revert to overt dictatorship, as may have happened after the 2016 coup attempt in Turkey, where the regime of Recep Tayyip Erdoğan detained tens of thousands (Amnesty International 2017). Still, as we show, the extent of mass repression in the regimes we classify as informational autocracies is dwarfed by the bloody exploits of past dictators.

The reasons for this shift in the strategies of authoritarian leaders are complex. We emphasize the role of economic modernization, and in particular the spread of higher education, which makes it harder to control the public by means of crude repression. Education levels have soared in many nondemocracies, and the increase correlates with the fall in violence. But other factors likely contribute. International linkages, the global human rights movement, and new information technologies have raised the cost of visible repression. Such technologies also make it easier for regime opponents to coordinate, although they simultaneously offer new opportunities for surveillance and propaganda. The decline in the appeal of authoritarian ideologies since the end of the Cold War may also have weakened old models of autocracy.

Besides Chávez's Venezuela and Putin's Russia, other informational autocracies include Alberto Fujimori's Peru, Mahathir Mohamad's Malaysia, Viktor Orbán's Hungary, and Rafael Correa's Ecuador. One can see Lee Kuan Yew's Singapore as a pioneer of the model. As we describe later, Lee perfected the unobtrusive management of private media and instructed his Chinese and Malaysian peers on the need to conceal violence. Fujimori's unsavory intelligence chief Vladimiro Montesinos was another early innovator, paying million-dollar bribes to television stations to skew their coverage (as discussed in this journal in McMillan and Zoido 2004).

As these examples suggest, informational autocracy overlaps with the new populism. Chávez and Orbán are known for their populist rhetoric. Yet others—such as Lee Kuan Yew and Mahathir Mohamad—hardly fit the populist template. Informational autocrats and populists both seek to split the “people” from the opposition-minded “elite”—although populists openly attack the elite, while informational autocrats make quiet efforts to co-opt or censor it. Populism is associated with a particular set of political messages, often involving cultural conservatism, anti-immigrant animus, and opposition to globalization. By contrast, informational autocrats are defined by a particular method of rule, which they can combine with various messages. Some—like Putin and Lee—have been committed statist, unlike the many populists who rage against unresponsive bureaucracy. While populists may attack or circumvent the state-controlled media, informational autocrats almost always view it as an essential tool.

Decreasing Violence

Most old-style dictators used violent repression, along with comprehensive censorship and sometimes ideological brainwashing, to control their citizens. Informational

autocrats substitute a more sophisticated kind of information manipulation for overt violence. Thus, if informational autocracies are replacing old-style dictatorships, we should see a decrease over time in the brutality of authoritarian regimes.

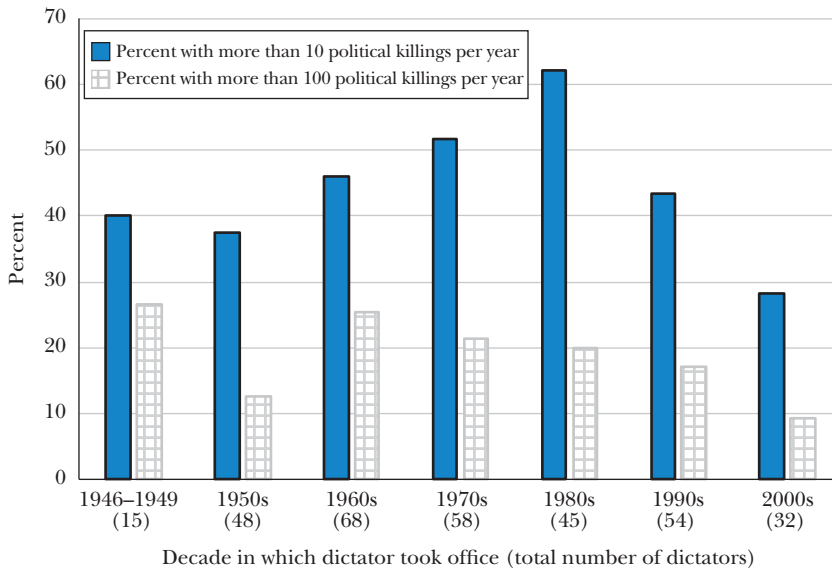
A first measure of this is the changing proportion of nondemocracies experiencing state-sponsored killings. Here and throughout this article, we turn to the widely used “Polity” data from the Virginia-based Center for Systemic Peace to distinguish “democracies” from “nondemocracies.” Specifically, the Polity IV dataset rates countries on a 21-point scale from -10, “full autocracy,” to +10, “full democracy.” It codes countries with a Polity2 score of 6 or higher as democracies.

To gain a better understanding of the dynamics of state violence, we created a dataset on Authoritarian Control Techniques (Guriev and Treisman 2017). We collected information on all leaders who first came to power after 1945 and remained in power for at least five consecutive years in a nondemocracy. Using more than 950 sources—reports of human rights organizations, government bodies, and international agencies; historical accounts; newspapers; truth commission reports; and other publications—we assembled estimates of the number of state political killings under each leader, up to 2015. By state killings, we mean all killings of nonviolent individuals by agents of the state for political reasons, including assassinations, executions of political prisoners or detainees, and all other deaths in custody of political prisoners and detainees, even if the authorities blamed natural causes (in such cases, the state is responsible for failing to provide adequate medical care). We also include indiscriminate killings of protesters and other unarmed civilians by the police, armed forces, or security personnel, as these often serve the political goal of spreading terror. Finally, we interpret “political reasons” broadly and also count protesters killed in demonstrations making economic demands and those killed because of their religion (for example, persecuted sects). We do not include killings in two-sided violence. While the availability and accuracy of data on state violence are problematic and we do not attempt to make fine-grained comparisons, we believe these data can reliably distinguish countries whose records of political violence differ by orders of magnitude.¹ For instance, we can distinguish dictators such as Uganda’s Idi Amin, with political killings in the tens of thousands per year, from those such as Argentina’s Jorge Videla, with killings in the thousands per year, and others such as Uzbekistan’s Islam Karimov, with killings in the hundreds per year.

Figure 1 plots the trend in political killings. Because the incidence of violence is uneven across years and the tenure of dictators varies, we compare the average number of deaths per year under each leader. If sources give a range of estimates, we take the midpoint. To show the dynamic, we classify by the decade in which the leader first took power.

¹The main bias to fear is that the spread of global media and human rights movements in recent decades will have rendered reporting progressively more comprehensive (Clark and Sikkink 2013; Ulfelder 2015). This factor should tend to lead to higher reporting over time of the violent incidents described here, which means that the downward trends noted in this section may underestimate the true decline in violence in these regimes.

Figure 1

Political Killings per Year in Nondemocracies

Source: Guriev and Treisman (2017).

Note: Only leaders who served at least five years in a nondemocracy ($\text{Polity2} < 6$) are included. State “political killings” are all killings of nonviolent individuals by agents of the state for political reasons, including executions and all other deaths in custody of political prisoners or detainees, assassinations, and indiscriminate killings of unarmed civilians by armed forces, security personnel, or police. Deaths in two-sided violence are not included.

As Figure 1 shows, the frequency of state political killings has fallen sharply under leaders taking office since the 1980s. Whereas 62 percent of dictators who started in the 1980s (and lasted at least five years) had more than ten political killings per year, that was true of only 28 percent of those who started in the 2000s. Not all early dictators were mass murderers: in each cohort, some were accused of few or no killings. And not all recent autocrats are less violent: Bashar al-Assad of Syria, for instance, averaged nearly 1,500 estimated killings per year (up to 2015). But the balance has shifted.

Consider Cuba, for instance, where the estimated number of state killings under Fulgencio Batista in the 1950s was in the thousands per year; under Fidel Castro fewer than 100 per year; and under Raul Castro in the single digits. Or compare Morocco’s King Hassan, who ruled from 1961 to 1999, under whom about 16 state killings per year were reported, with his son, King Mohammed, who has ruled since then and under whom less than one state killing per year has been reported.

We can exclude two possible explanations for the decrease. First, civil wars tend to increase other kinds of violence, and civil wars have become rarer since the 1990s. However, if we exclude from consideration all dictators whose terms overlapped with civil wars or major insurgencies, the recent fall in violence is even more dramatic. Second, dictators who came to power in the 2000s could not have ruled for as long

as some of their longest-lasting predecessors. We already normalize by the leader's tenure and include only those who survived at least five years. But if very long-lasting leaders tended to commit atrocities late in their tenure, that might distort the pattern. However, if we consider only leaders who served no more than ten years (and who had left office by the end of 2015), again excluding civil war cases, the decrease in killings is more dramatic than it appears in Figure 1: the proportion of nondemocracies with more than ten political killings per year now falls from a peak of 61 percent for the 1970s cohort of dictators to 17 percent for the 2000s cohort.²

The pattern of reduced violence shows up in other measures as well. For example, mass killings by the state can be defined as "any event in which the actions of state agents result in the intentional death of at least 1,000 noncombatants from a discrete group in a period of sustained violence" (Ulfelder and Valentino 2008). The annual rate of such killings among nondemocracies peaked in 1992 at 33 percent but since then has fallen sharply, reaching 12 percent in 2013.³

We also collected data on the number of political prisoners and detainees held under each authoritarian leader. We focus on the year in which the reported number in jail for political reasons was highest because complete annual counts were not available. We include detentions of antigovernment protesters if they were held for more than a few hours.

As Figure 2 shows, the share of authoritarian leaders holding large numbers of political prisoners or detainees has fallen markedly since the 1970s. Whereas 59 percent of those dictators who started in the 1970s (and lasted at least five years) held more than 1,000 political prisoners in their peak year, this was true of only 16 percent of those who came to office in the 2000s. The proportion of dictators holding more than 100 political prisoners fell from 88 percent to 44 percent.

Finally, although allegations of torture of political prisoners or detainees remain extremely common, their frequency seems to have fallen. Seventy-four percent of dictators taking office in the 2000s (and surviving at least five years) were alleged by human rights groups, historians, or other sources to have tortured political dissidents, compared with 96 percent of those starting in the 1980s. This is doubly surprising given the increased scope of human rights monitoring, which should make data for recent decades more comprehensive.⁴

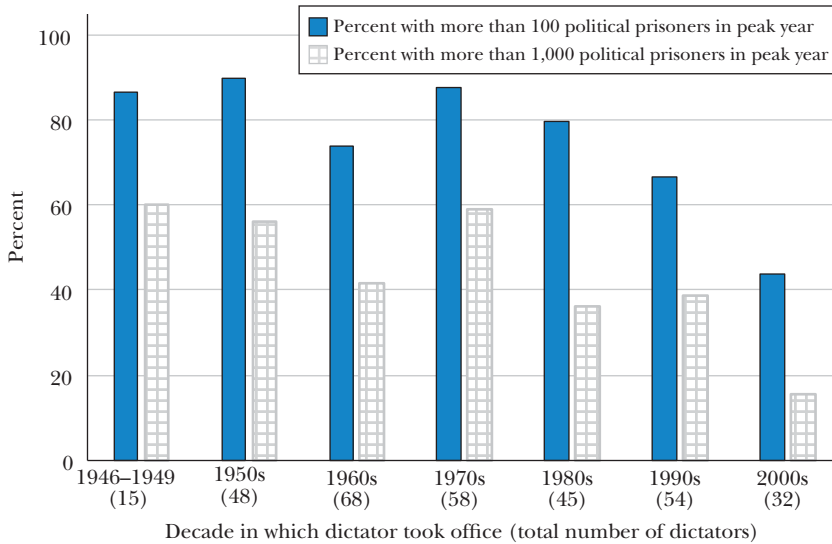
These patterns suggest change across cohorts of autocrats. But individual leaders may also adapt while in office. Anecdotal evidence illustrates how some dictators have substituted less brutal techniques for open repression. Early on,

²In online Appendix A, available with this article at the *Journal of Economic Perspectives* website, Figure A2 shows a graph similar to the one in the text, but excluding all dictators whose terms overlapped with civil wars or major insurgencies. Figure A3 includes only leaders who served no more than ten years (and who had left office by the end of 2015), again excluding civil war cases.

³For an illustration of this point, see Figure A1 in online Appendix A.

⁴Figure A4 in online Appendix A illustrates this pattern. We do not include torture of ordinary criminal suspects, nor can we verify whether torture actually took place. However, the decreased frequency of allegations suggests in itself that dictators are increasingly eager to avoid a reputation for abuses (as discussed in the next section).

Figure 2

Political Prisoners and Detainees in Dictator's Peak Year

Source: Guriev and Treisman (2017).

Note: Only leaders who served at least five years in a nondemocracy ($\text{Polity2} < 6$) are included. “Political prisoners” are individuals imprisoned or detained for more than a few hours by the state or its agents for political—rather than normal criminal—reasons, whether or not they are tried and convicted. We do not include those imprisoned for violent acts (as an example, ETA terrorists in Spain), but we do include people imprisoned for seeking to overthrow the regime if, as best we can tell, they did not commit violence, as well as people detained for more than a few hours for participating nonviolently in antigovernment protests.

Singapore’s leader Lee Kuan Yew detained more than 100 political prisoners (Amnesty International 1980), but later he pioneered low-violence methods. In an interview, he recalled how, after the Tiananmen Square massacre, he had lectured China’s leaders (as quoted in Elegant and Elliott 2005):

I said later to [then Premier] Li Peng, “When I had trouble with my sit-in communist students, squatting in school premises and keeping their teachers captive, I cordoned off the whole area around the schools, shut off the water and electricity, and just waited. I told their parents that health conditions were deteriorating, dysentery was going to spread. And they broke it up without any difficulty.” I said to Li Peng, you had the world’s TV cameras there waiting for the meeting with Gorbachev, and you stage this grand show. His answer was: We are completely inexperienced in these matters.

Peruvian President Fujimori’s intelligence chief, Vladimiro Montesinos, underwent a similar evolution. The regime brutally crushed the Sendero Luminoso insurgency, and Montesinos organized death squads. Yet later, he came to favor

indirect methods. When an aide suggested using death threats against a television magnate, he replied: “Remember why Pinochet had his problems. We will not be so clumsy.” Instead, he stripped the tycoon of Peruvian citizenship, letting regulations against foreign media ownership do the rest (in this journal, McMillan and Zoido 2004, 74, 85).

Instead of long sentences for dissidents, many rulers now favor short detentions interspersed with amnesties. Unlike his brother Fidel, who jailed some dissidents for more than ten years, Cuba’s Raul Castro held dissidents for just a few days, enough to intimidate without attracting much attention (Amnesty International 2012). Authorities in Russia and Morocco use preventative short-term detentions to disrupt opposition events. Related techniques include house arrest, job loss, and denial of housing, educational opportunities, or travel documents—all of which can be cast more easily as nonpolitical. The ability to identify and target troublemakers before they act has been enhanced by new surveillance technology.

Decreased violence may improve the dictator’s odds of retiring safely, rather than being overthrown. Although we cannot make causal claims, our data are consistent with this possibility. Among leaders of nondemocracies who left office between 1946 and 2013 after serving at least five years, the probability of exile, imprisonment, or death within a year of exit correlated positively with the scale of political killing under the leader’s rule. For those with no recorded political killings, the probability of these three post-tenure mishaps was only 0.36; for those with more than 10,000 killings per year, it was 0.86. The probability of post-tenure exile, imprisonment, or quick death was 0.46 for those who had held political prisoners, but just 0.17 for those who had not, and 0.49 for those accused of torturing political detainees, compared with 0.26 for those not facing such accusations.⁵

Violence Concealed

In many autocracies, leaders publicize their brutality to deter opposition or energize supporters. From medieval monarchs to the Afghan Taliban, rulers have staged show trials and bloody executions of “traitors” and “heretics.” Some organize macabre public rituals to increase the impact. Dominican dictator Rafael Trujillo, for instance, paraded the corpse of an executed rebel in a chair through his home province, forcing the rebel’s peasant supporters “to dance with his remains” (Derby 2009, 2–3). Ahmad bin Yahya, the king of Yemen, had the heads of executed “traitors” “hung on the branches of trees as a warning” (Roucek 1962, 312–13).

The effect on observers is as important as that on the victim. General Muammar Gaddafi of Libya mocked those rulers who killed their enemies secretly, boasting that *his* opponents had been “executed on television” (Amnesty International 1988,

⁵In online Appendix A, Figure A5 illustrates these patterns. Of course, we cannot exclude the possibility that violence increases both the odds of punishment after stepping down and the odds of surviving indefinitely in office, which would lead to censoring of our data.

247–48). Generalissimo Francisco Franco of Spain even had a special sentence for those whose fate he wanted to advertise broadly: *garotte y prensa*, which loosely translates as “strangulation by garotte with press coverage” (Preston 2003, 42).

The point of such gruesome acts is not just sadism. In traditional dictatorships, especially those with limited state capacity, the horror of punishments must compensate for the relatively limited probability that disloyal acts will be detected. “Why should we fear a bit of shock?” Chairman Mao Zedong of China once asked. “We want to be shocking” (Mao 1964). Pakistan’s General Muhammad Zia-ul-Haq insisted: “Martial law should be based on fear” (as quoted in Noman 1989, 33).⁶ For some dictators, violence was not just a deterrent but a tool of social engineering. Benito Mussolini hoped it would transform Italians from a “race of sheep” into a “Nordic people” (Adler 2005, 299). Tens of thousands of Italians who resisted were held in concentration camps on remote islands (Ebner 2011).

In informational autocracies, by contrast, violence can puncture the dictator’s image, prompting a spiral of protest and insider defections. In Ukraine in 2000, a tape apparently implicating President Leonid Kuchma in a journalist’s killing sparked demonstrations that ultimately led to the country’s “Orange Revolution.” In 1980s Poland, the murder by the security services of a popular priest, Father Jerzy Popieluszko, had a similar effect (Bloom 2013, 354). More generally, among the 46 cases from 1989 to 2011 in which a government’s violent response to an unarmed protest caused more than 25 deaths, the crackdown catalyzed domestic mobilization in 30 percent of these cases and prompted security force defections in 17 percent (Sutton, Butcher, and Svensson 2014). Such repression backfired more often in countries with higher income and opposition media.

Those—usually in the security forces—who prefer a regime of raw repression sometimes commit atrocities to compromise their leader, hoping to compel a switch from information manipulation to blatant force. This dynamic also shows why an incompetent security apparatus can imperil a dictator. After troops shot dead the Philippine opposition leader Benigno Aquino in 1983, President Ferdinand Marcos could not deny complicity. This murder ignited the “People’s Power” movement that eventually split Marcos’s military support, triggering his overthrow.

Informational autocrats use various tricks to camouflage those acts of repression they still commit. One is to prosecute dissidents for nonpolitical—preferably embarrassing—crimes. Nicolae Ceaușescu of Romania instructed his security chief to use “inventiveness and creativity” in neutralizing dissidents: “We can arrest them as embezzlers or speculators, accuse them of dereliction of their professional duties, or whatever else best fits each case. Once a fellow’s in prison, he’s yours” (as quoted in Pacepa 1990, 144–45). Lee Kuan Yew of Singapore berated his Malaysian counterpart Mahathir Mohamad for arresting the opposition leader Anwar Ibrahim in 1998 under the Internal Security Act rather than for some ordinary crime (Pereira 2000).

⁶For other examples of deliberately public violence, see Table A1 in online Appendix A.

The nonpolitical offenses that recent dictators have used to charge political opponents range from what one might expect, such as corruption or adultery, to more exotic charges, such as disrupting traffic, stealing street art, and illegal elk hunting.⁷

End of Ideology

Many past autocrats sought to impose comprehensive ideologies. In totalitarian systems, these often involved holistic conceptions of man and society that legitimized the dictator's rule and required personal sacrifices (Linz 2000, 76), while decisively rejecting capitalist democracy. Some nontotalitarian autocrats also adopted guiding doctrines. Reactionaries constructed world views based on Catholic teachings. Leftists combined Marxism with indigenous elements.

Almost all such ideologies defined regime opponents as evil and, in this way, justified harsh measures against them. We see their use as aimed, at least in part, at motivating state agents to violently punish opposition. Ideology is often a complement of repression.

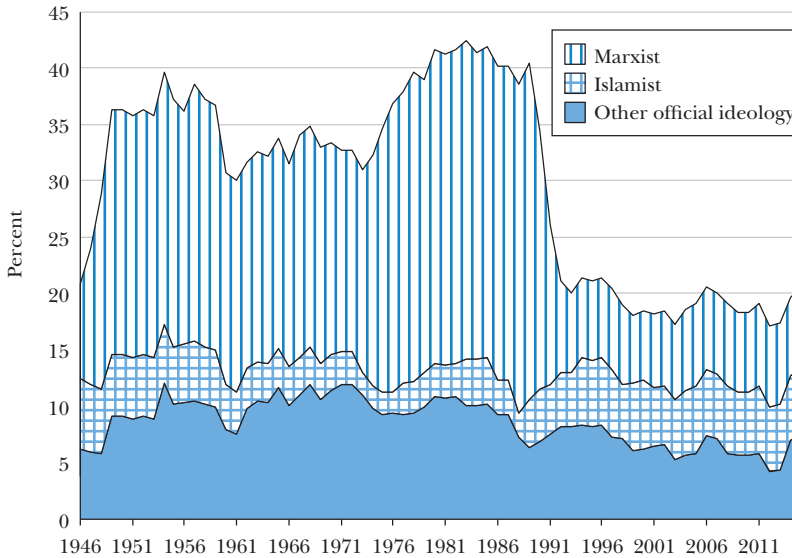
Informational autocrats, eschewing mass repression, have less need for ideology. Although they are often critical of the West, they rarely reject democracy per se, merely insisting that it evolve within their unique conditions. For Hungary's Viktor Orbán, that means "illiberal democracy"; for Russia's Vladimir Putin, "sovereign democracy." Many have no ideology at all. Those who do—for instance, Hugo Chávez, with his populist "Chavismo"—use it to signal commitment to social causes, rather than to control citizens' thought. In all these cases, the rulers pretend to care for citizens' well-being, thus mimicking democratic leaders.

We collected data on which postwar nondemocracies had an official ideology—that is, a social, political, or religious doctrine, endorsed by top officials, that influenced the content of laws. As Figure 3 shows, by far the most frequent was some form of Marxism: we coded regimes as Marxist if the government was dominated by a communist party or if the leader publicly said he was a Marxist. We categorized nondemocracies as Islamist if they privileged Islamic over secular law on a broad range of issues. A residual category, "other ideologies," contains more exotic alternatives such as Ba'athism, Nasserism, Pancasila, and Kemalism.

The proportion of nondemocracies with official ideologies dwindles from 42 percent in 1983 to around 20 percent in the 1990s and 2000s. This reflects a sharp drop in Marxist regimes (from 28 percent to about 7 percent), although "other ideologies" also lost ground. Islamism increased, but only from around 2 percent in the mid-1970s to 6 percent in 2015.

⁷For a list of some other nonpolitical offenses with which opposition members have been charged, see Table A2 in online Appendix A.

Figure 3

Percentage of Nondemocracies with an Official Ideology

Source: Guriev and Treisman (2017).

Note: The number of nondemocracies ($\text{Polity2} < 6$) rose from 48 in 1946 to a peak of 108 in 1977, before falling to 68 in 2015.

Mimicking Democracy

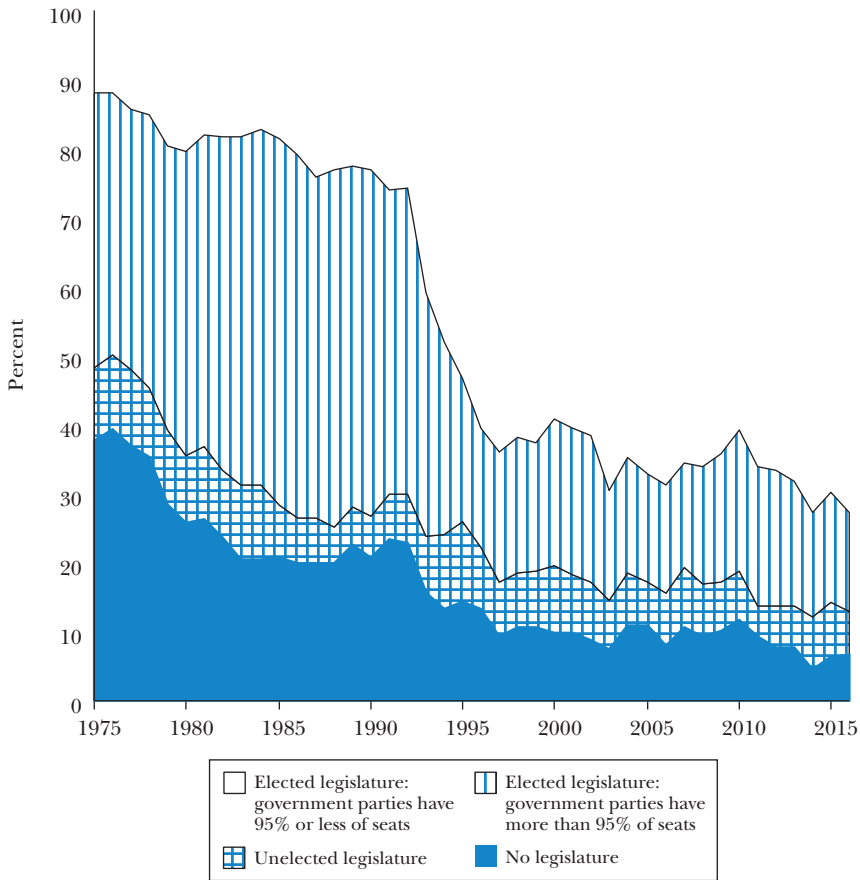
Overt dictatorships should have little use for ostensibly democratic institutions such as legal opposition parties, popularly elected parliaments, and partially free presidential elections. Such institutions complicate decision-making and could help opposition actors coordinate. Yet with the proliferation of informational autocracies, such institutions have multiplied. Consider elected parliaments. Whereas in 1975 almost one-half of nondemocracies had no elected legislature at all, by 2015 more than two-thirds had parliaments in which nongovernment parties had at least a token presence, as shown in Figure 4.

Voting for head of the executive branch of government has also spread. More and more authoritarian leaders have been taking office by election, rather than by military coup or some other irregular path. Between the 1970s cohort and the 2000s cohort of dictators (who remained in office at least five years), the percentage originally elected rose from 14 to 56 percent (Guriev and Treisman 2017).

Coming to power through an election—like avoiding violent repression while in office—may increase a dictator's odds of a peaceful retirement. Again, we cannot make causal claims, but the evidence is consistent with this. Among dictators stepping down between 1946 and 2013 (after at least five years in power), more than

Figure 4

Percentage of Nondemocracies with Legislatures of Different Types



Source: Cruz, Keefer, and Scartascini (2016).

Note: The number of nondemocracies (Polity2 < 6) was 107 in 1975 and 68 in 2015.

one-half of those who had *not* come to power through election were either exiled, imprisoned, or killed within one year. Among those who had been elected, only about one-third suffered any of these fates.

While totalitarian states also mobilize citizens to vote in ritual elections, most authoritarian states today seek to render their elections more credible. Rather than banning opposition parties outright—thus revealing a lack of confidence—they permit opposition but then harass candidates and manipulate the media to ensure large victories. Between the early 1990s and 2012, the share of elections in nondemocracies in which media bias favoring the incumbent was alleged rose from 35 to 58 percent. In the same period, the share in which state harassment of opposition candidates was alleged rose from 29 to 45 percent (of those cases

in which opposition was allowed; Hyde and Marinov 2012). Seeking external and internal legitimacy, regimes invite international monitors, who tend to focus on the immediate pre-election period rather than on longer-term policies that disadvantage challengers. Since the late 1980s, the percentage of such elections monitored by international observers rose from 26 to 84 percent (Hyde and Marinov 2012).

Rhetoric of Performance Rather Than Violence

When old-style dictators address the general public, they seek to instill anxiety, prompting citizens to rally behind the nation's protector-in-chief. We argue that informational autocrats, like democratic leaders, aim for something different: a reputation for competence. Thus, we expect the rhetorical style of informational autocrats to diverge from that of overt dictators and to mimic that of democrats. To see whether this is the case, we compared speeches of several key examples of overt dictators, informational autocrats, and democrats.

Speech Data

Which statesmen should serve as exemplars of these three categories? Our selection was determined by a mix of theory and data availability. We used two criteria: (1) leaders considered important in the historical or current literature and (2) leaders for whom we could find a sufficient number of appropriate speeches.

To identify informational autocrats, we focused on the level of repression. We singled out leaders of nondemocracies under whom fewer than five state political killings occurred per year and no more than 100 political prisoners were held at the peak, and chose four of these for whom appropriate speeches were available: Vladimir Putin (Russia), Rafael Correa (Ecuador), Hugo Chávez (Venezuela), and Nursultan Nazarbayev (Kazakhstan).⁸ In addition, we included Lee Kuan Yew of Singapore, using only speeches from his later years in office, when the number of political prisoners was well below 100. (Early in his tenure, more than 100 had been reported.) We see Lee as evolving from a relatively moderate overt dictator to a pioneer of informational autocracy. The overt dictators whose speeches we include all come from violent nondemocracies: Josef Stalin, Adolf Hitler, Benito Mussolini, Francisco Franco, Saddam Hussein, Fidel Castro, and Kim Jong Un. The democrats are Franklin Delano Roosevelt, Jawaharlal Nehru, Dwight Eisenhower, David Cameron, Nicolas Sarkozy, and Barack Obama. In both cases, we sought to include a mix of newer and older leaders.

We chose speeches directed at the general public rather than the elite or specific subgroups. Thus, we focused on those broadcast nationwide by radio or television. We excluded speeches made during wars, at party meetings, or outside the country, as well as those targeting primarily international audiences. We used addresses to

⁸ Polity IV codes the Putin regime a nondemocracy only from 2008, so we used texts only from that year on.

parliament only when they were broadcast nationally and when better materials were unavailable—such speeches, although communicating with the public, may also incorporate strictly legislative business—and excluded interviews or press conferences where interviewers chose the topics. However, in several cases (for example, Putin, Eisenhower) we used the leader’s answers to questions from citizens in televised call-in or town hall meeting events (of course, dropping speech of questioners or hosts). Although the questioners—like interviewers—help set the agenda in such shows, the range of issues is usually broad, allowing the leader considerable freedom. (In addition, the leader’s team may vet questions.)

We often included campaign speeches and regular radio or television addresses. For Barack Obama, we took a random sample of 40 (out of his roughly 400) weekly radio addresses. For Franklin Roosevelt, we used the 13 “Fireside Chats” before World War II. For Hugo Chávez, we randomly selected 6 of 378 episodes of *Alo Presidente*, a lengthy television show in which he chatted with ministers and citizens, dropping parts not spoken by Chávez himself. Similarly, we used twelve recent episodes of Ecuadoran President Rafael Correa’s broadcast *Enlace Ciudadano* (*Citizens’ Link*) that were available online, again excluding parts not spoken by him.

It might seem desirable to analyze texts in the speaker’s language. However, each analysis employs a dictionary relating words to particular topics, and the different language dictionaries may not fully correspond. Therefore, we used English translations of each non-English speech. For most of the speeches, we could find high-quality English versions, but for a few leaders, far more numerous appropriate speeches were available in the original language. While the best machine translation programs remain imperfect for most tasks, word count text analysis is arguably an exception. When estimating word frequencies, the order of words, punctuation, grammar, and so on do not matter, so the “software needs only to correctly translate the significant terms in the original document” (Lucas et al. 2015, 7). As recommended by Lucas et al., we used Google Translate to obtain English versions of texts in the few relevant cases (Franco in Spain, Chávez in Venezuela, Correa in Ecuador).

Results

We used a dictionary method of text analysis to compare the frequency of certain words in the speeches of different leaders (Grimmer and Stewart 2013). Our hypothesis was that appeals to the general public by informational autocrats will in key respects resemble those of democrats more than those of overt dictators. We focused on three aspects. Overt dictators will use vocabulary related to violence (both domestic and external) to create anxiety among listeners. By contrast, informational autocrats—like democrats—will emphasize economic performance and public service provision in the attempt to convince citizens they are competent and effective leaders.

Our first task was to construct lists of words representative of the rhetorical strategies of dictators, informational autocrats, and democrats. Since we aimed to

compare the vocabulary of informational autocrats to those of overt dictators and of democrats, we used the speeches of overt dictators and democrats as sources. From these, we compiled lists of candidate words and their cognates for all three topics. Of course, many words have multiple meanings. We therefore scanned the speeches to check how frequently a given word was used with the “wrong” meaning. (For instance, “spending” money is relevant to economic performance and public service provision; “spending” time is not.) When we found more than two nongermane uses, we excluded the word from the list.

This approach produced three “dictionaries” or lists of words in three categories: violence (142 word stems, with examples including death*, massacre*, war, blood, prison), economic performance (112 word stems, including sales, wages, wealthy, inflation, prosper*), and public service provision (28 word stems, including expenditure, childcare, hospitals, education, funding). We used the text analysis program LIWC2015 (Pennebaker et al. 2015) to count the frequencies of words from the respective dictionaries.

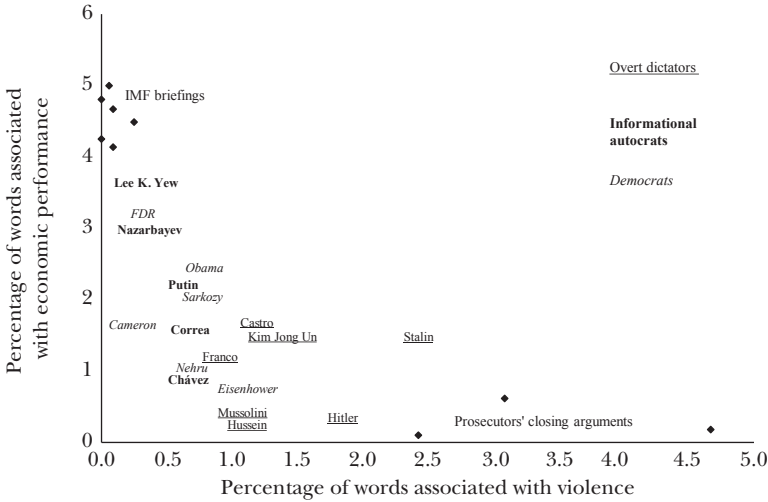
To validate the dictionaries, we used them first to analyze three sets of texts deliberately selected to contain high concentrations of words related to: (1) economic performance (transcripts of six International Monetary Fund briefings on the *World Economic Outlook*), (2) public service provision (budget speeches by the finance ministers of five democracies), and (3) violence (closing arguments of prosecutors at the Nuremberg trial of Nazi leaders, the International Criminal Tribunal trial of former Serb leader Radovan Karadzic, and the trial of terrorist Dzhokhar Tsarnaev). If the word lists are well constructed, the International Monetary Fund briefings should rate relatively high on economic performance (but not on violence), the budget speeches should rate high on public service provision (but, again, not on violence), and the prosecutors’ statements should rate high on violence (but not on economic performance or public service provision). Indeed, the scores of these three sets of validation texts should define benchmarks against which the leaders’ speeches can be judged. In each case, the dictionary reliably placed the texts in the appropriate ranges on the three dimensions.⁹

Figure 5 presents the results for the leaders’ speeches. For reference, we also plot the scores of the validation texts using diamond markers—International Monetary Fund briefings (high on economic performance words, low on violence), prosecutors’ speeches (high on violence, low on economic performance and public service provision), budget speeches (high on public service provision, low on violence). As expected, the overt dictatorships cluster in the high violence and low economic performance and service provision parts of the graph. Stalin’s public addresses sound about as violent as the prosecutor’s summation in the Karadzic war crimes trial. Also as expected, the democratic leaders

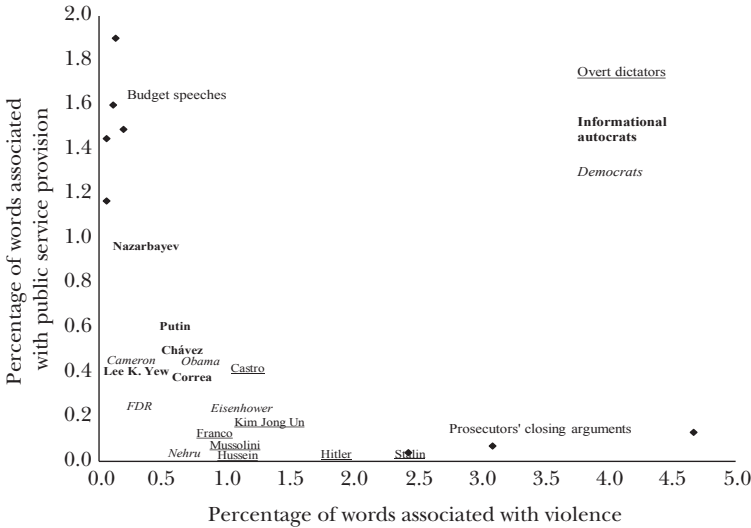
⁹See online Appendix A for more details. For sources of all the speeches used, see Table A3. Table A4 provides the three lists of words used. Sources for the three sets of texts used as comparison for purposes of validation are in Table A5. Figure A7 shows how frequently words from the three dictionaries appear in the validation texts.

Figure 5
Rhetoric of Different Types of Leaders

A: Economic performance and violence



B: Public service provision and violence



Source: Authors' calculations. For dictionaries and sources of texts, see Tables A3 and A4 in online Appendix A, available with this article at the *Journal of Economic Perspectives* website.

Note: Lee Kuan Yew speeches are from 1980 to 1990; Putin speeches are after 2008. "IMF briefings" are transcripts of six International Monetary Fund briefings on the World Economic Outlook. "Budget speeches" are budget speeches by the finance ministers of five democracies in 2016–2018 (Australia, Trinidad and Tobago, India, South Africa, United Kingdom). "Prosecutors' closing arguments" are prosecutors' closing statements from the Nuremberg trial of Nazi leaders, the International Criminal Tribunal trial of former Serb leader Radovan Karadzic, and the trial of terrorist Dzhokhar Tsarnaev. For details, see Table A5 in online Appendix A.

Table 1

Means, Standard Errors, and Significance Levels in Two-Tailed Tests of Equivalence of Means

	<i>Violence</i>	<i>Economic performance</i>	<i>Public service provision</i>
Overt dictators	1.41 (0.21)	0.99 (0.23)	0.12 (0.06)
Democrats	0.65 (0.13)	1.87 (0.37)	0.32 (0.07)
Informational autocrats	0.51 (0.08)	2.28 (0.48)	0.58 (0.10)
Informational autocrats versus overt dictators	$p = 0.006$	$p = 0.02$	$p = 0.002$
Informational autocrats versus democrats	$p = 0.42$	$p = 0.51$	$p = 0.07$

Source: Calculations by the authors using announcement information from the *Wall Street Journal* and stock price data from the Center for Research in Security Prices.

cluster in the low violence and high economic performance and service provision areas. Among overt dictators, Fidel Castro's rhetoric is the most oriented toward economic performance and service provision, but he still surpasses all democrats for violent imagery. Among democrats, Eisenhower employed unusually violent vocabulary—a function of the intense Cold War period (although we exclude all war years, so all Eisenhower's speeches are from after the end of the Korean War). Nehru spoke relatively little about service provision. These anomalies notwithstanding, the democrats and overt dictators mostly separate out neatly on these dimensions.

What about the informational autocrats? As hypothesized, they blend in with the democrats, emphasizing economic performance and service provision rather than violence. Indeed, the leader with the most insistent discourse of economic performance is Lee Kuan Yew, whose speeches sounded almost like International Monetary Fund briefings. The leader in discourse on service provision is Kazakhstan's President Nazarbayev, whose "State of the Nation" addresses resemble democratic leaders' budget speeches.

As Table 1 shows, the differences between the informational autocrats and overt dictators included in the graphs are meaningful in size and unlikely to have arisen by chance. Whereas words associated with violence made up 1.41 percent of all those in the speeches of overt dictators, violent words were just 0.51 percent of those used by informational autocrats. Roughly every fortieth word of an informational autocrat—but only every hundredth word of an overt dictator—concerned economic performance. The informational autocrats were very close to the democratic leaders on vocabulary of violence and of economic performance, and they actually used more words related to public service than the democrats.

Beliefs of Elites and Masses

In a recent paper, we offer a formal account of how informational autocrats hold onto power (Guriev and Treisman 2018). The underlying logic is that of a game with asymmetric information. The ruler may be competent or incompetent. The general public does not observe competence directly, but a small “informed elite” does. Both the elite and the public prefer a competent ruler, because this leads to higher living standards on average. If the public concludes that the ruler is incompetent, it overthrows the leader in a revolt. The elite may send messages to the public, and the leader can try to block these with censorship or to buy the elite’s silence—but at the cost of diverting resources from sustaining living standards. The ruler can also send “propaganda” messages, blaming economic failures on external conditions.¹⁰

In some circumstances, the ruler achieves a higher probability of survival by manipulating information than by deterring revolt through repression (overt dictatorship) or alternatively by devoting all resources to improving living standards (democracy). Whether informational autocracy constitutes an equilibrium depends on two key variables—the size of the informed elite and the ease with which, given technology, the state can monopolize the media. Both of these relate to a country’s level of economic development. In highly modern countries, the informed elite is generally too large for manipulation to work, and censoring all private media is costly: democracy is the only option. In undeveloped countries, repression often remains more cost effective. But at intermediate levels of development, both democracy and informational autocracy are possible outcomes. Which one occurs will depend on how effectively the state can dominate political communications to ordinary citizens.

From this perspective, the key goal of informational autocrats is to prevent elite members from revealing the regime’s flaws to the general public. Of course, such manipulation works only if the public does not detect it. This has two implications: (1) the public should be less aware of censorship than the elite, and (2) informational autocrats should be more popular with the public than with the elite.

To test these implications, we use individual-level data from the Gallup World Poll for 2006–2017. This annual poll surveys around 1,000 respondents from each of more than 120 countries, with broad coverage of democracies and informational autocracies.¹¹ As a rough proxy for membership in the informed elite, we use here a dummy for whether the respondent had completed tertiary education.

¹⁰In a related paper, Shadmehr and Bernhardt (2015) analyze the inference problem for citizens who must decide whether the absence of “bad news” is due to state censorship or to a lack of bad news for journalists to report.

¹¹As data are for recent years, almost all nondemocracies in the Gallup World Poll are informational autocracies. Coverage of the few remaining overt dictatorships is sparse: for example, there are no polls of North Korea or Syria and only one of Cuba.

Censorship

Many twentieth-century dictators used censorship, like public violence, to intimidate possible opponents. The Nazis burned certain books in public squares, and the Soviets demonstratively banned them. In Chile, Augusto Pinochet stationed censors in every newspaper, magazine, radio station, and television channel (Spooner 1999, 89). African autocrats shuttered papers and imprisoned, exiled, or murdered their reporters (Lamb 1987, 245–46).

For informational autocrats, such measures would be self-defeating, exposing their need to hide the truth. Instead, they adopt less obvious techniques. In Singapore, Lee Kuan Yew co-opted shareholders in key media companies. Newspapers' corporate boards—supposedly independent—then did the censoring for him. When loyalty failed, he punished offending journalists with lawsuits. In one analyst's words: “forsaken profits and stiff legal penalties have been more effective in fostering self-censorship than earlier methods of intimidation” (Rodan 1998, 69).

Others have acted similarly. Orbán, in Hungary, has starved critical radio stations of state advertising, leaving them vulnerable to takeovers by government allies (Howard 2014). In Russia, Putin has “often relied on surrogates and economic pressure to keep editors and journalists in line” (Gehlbach 2010, 78). Peru's Fujimori bribed most private media (Faiola 1999).

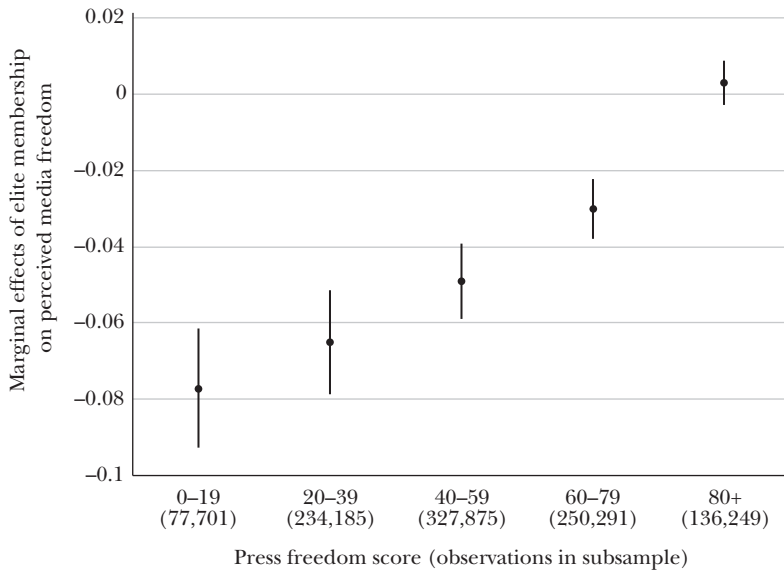
Such indirect methods of censorship, besides protecting the dictator's image, also avoid stimulating a search for the censored information. In China, blocking websites outright inspires net users to “jump the great firewall,” but introducing technical search friction does not (Roberts 2018). Moreover, if censored sparingly, social networks can be used by the state as a tool of surveillance (in this journal, Qin, Strömberg, and Wu 2017). In Russia, the Kremlin enlists supposedly independent hackers and trolls to hinder opposition communication. When informational autocrats do admit to censorship, they often claim—as Russia's government does—to be protecting citizens from “extremism,” “vandalism,” and child pornography (Kramer 2007).

Such techniques aim to conceal censorship from the public. If they succeed, ordinary citizens should have higher estimates of media freedom than members of the elite, who experience restrictions firsthand. To test this, we used a Gallup World Poll question that asked: “Do the media in this country have a lot of freedom, or not?” We created a dummy, taking the value 1 for an answer of “yes” and 0 for an answer of “no.” (Respondents could also say “don't know,” or refuse to answer.) We regressed this on elite membership, using a linear probability model, including country-year fixed effects, and clustering standard errors by country-year. (Note that the country-year fixed effects control for *actual* media freedom, as well as other country-wide influences.)

We divided countries up according to actual media freedom, as measured in Freedom House's press freedom ratings. Where the media are free, both the elite and the public should observe this, and so no perceptions gap should exist. However, as freedom falls, the gap between actual press freedom—as perceived accurately

Figure 6

Perceptions of Media Freedom, Elite versus General Public



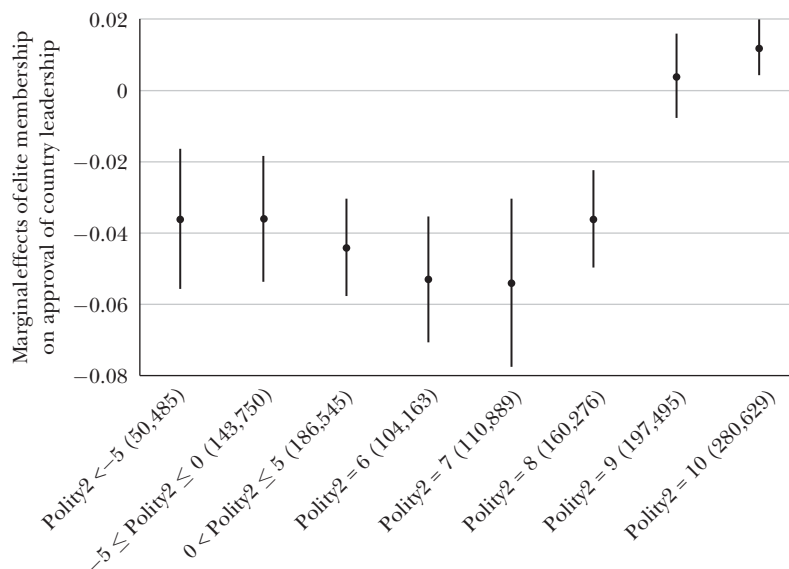
Source: Gallup World Poll, Freedom House, and authors' calculations.

Note: The chart reports confidence intervals for the effect of elite membership on perceived media freedom for five subsamples of countries defined by their Freedom House press freedom scores (0-19, 20-39, 40-59, 60-79, 80-100). We normalize the score so that 0 is perfect censorship and 100 is full press freedom. Numbers in parentheses represent the number of individual observations in each subsample. The regressions include country-year fixed effects. Standard errors are clustered by country-year. See Table A6 in online Appendix A, available with this article at the *Journal of Economic Perspectives* website, for robustness checks including controls for age, age squared, gender, and urban status.

by the elite—and the overly positive assessment of the manipulated public should grow. As Figure 6 shows, the data strongly confirm this supposition. For countries with high press freedom, the gap between elite and public perceptions is zero. As actual press freedom falls, the gap widens to a maximum of almost 8 percentage points. Where the press is censored, the general public—as predicted—is less aware of this than are highly educated citizens.¹²

¹²In online Appendix A, Table A6 provides a robustness check with controls for individual characteristics. Table A7 reports results for additional specifications, including the interaction between tertiary education and actual press freedom, and operationalizing the latter in several ways. In all specifications, results resemble those in Figure 6: the stronger the censorship, the greater the gap between perceptions of media freedom among the elite and ordinary citizens. In online Appendix B, we also consider a simple model microfounding the relationship between the true and perceived media freedom; its predictions are in line with the results in Table A7.

Figure 7

Approval of Country's Leadership: Elite versus General Public

Source: Gallup World Poll, Polity IV, and authors' calculations.

Note: The chart reports confidence intervals for the effect of elite membership on approval of the country's leadership for subsamples defined by Polity2 score. Numbers in parentheses represent the number of observations in each subsample. The regressions include country-year fixed effects. Standard errors are clustered at country-year level. For a robustness check including controls for individual characteristics (age, age squared, gender, urban status), see Table A8 in online Appendix A, available with this article at the *Journal of Economic Perspectives* website.

Regime Support

Here we use the Gallup World Poll question: "Do you approve or disapprove of the job performance of the leadership of this country?" Again using a linear probability model, we regressed a dummy for positive approval on a dummy for elite membership, in sets of countries divided up according to their regime type. As noted earlier, the Polity IV data rate countries on a 21-point scale from -10, "full autocracy," to +10, "full democracy." As before, we controlled for country-year fixed effects and clustered standard errors by country-year. The main results are presented in Figure 7.

As predicted, in authoritarian states—as well as in flawed democracies, with Polity2 scores of 6 to 8—approval of the national leadership was lower among the highly educated. This contrasts with the consolidated democracies—with scores of 9 or 10—where the highly educated were, if anything, *more* supportive of their government. Since the highly educated tend to earn more, their lower support for leaders in authoritarian states might seem surprising.¹³ But it fits the notion—central

¹³We estimated the relationship for the full sample including both elite membership and its interaction with the level of democracy (see Table A9 in online Appendix A). The results are very similar. We also

to our theory—that the elite perceives its rulers’ incompetence more accurately than does the general public.

As a placebo test, we checked whether in nondemocracies the highly educated also had lower life satisfaction than the general public. They did not: in fact, as in democracies, their life satisfaction was substantially higher. We also tried controlling for income; education remained associated with lower approval, while the effect of income was insignificant.¹⁴ This is consistent with our argument that it is political knowledge, proxied by higher education, that predisposes citizens to oppose authoritarian regimes. Income may include co-optation payments to some members of the elite, which align recipients’ interests with those of the ruler.

Other Theories of Modern Authoritarian Governance

The logic of informational autocracy explains some otherwise puzzling features of current authoritarian politics. Much recent analysis assumes that citizens in such states detest their rulers but cannot coordinate to overthrow them. Dictators take a number of actions that can be interpreted as ways of blocking revolts: they restrict communication among citizens and criminalize protests (Kricheli, Livne, and Magaloni 2011), censor calls for antiregime collective action (King, Pan, and Roberts 2013), publish misleading propaganda about their repressive capacity (Edmond 2013; Huang 2015), or use both propaganda and censorship to divide opponents (Chen and Xu 2017). Some argue that these actions can lead to trade-offs for the ruler—censorship needed to prevent coordination deprives the regime of useful information (Egorov, Guriev, and Sonin 2009; Lorentzen 2014).

However, some autocratic leaders today—although corrupt and ineffective—seem genuinely popular. It is not that citizens cannot coordinate to resist them: many do not want to. Notwithstanding the difficulties of polling in unfree societies, most experts agree that Putin in Russia, Erdoğan in Turkey, and Chávez in Venezuela have for substantial periods of time enjoyed genuine public support. This popularity is not based on the brainwashing and personality cults of totalitarian leaders, or on narrow sectarian or ethnic identities and interests. At least some dictators in power today survive not by preventing the masses from rebelling, but by removing their desire to do so.

estimated a Mincerian equation using Gallup World Poll data (Table A10). Controlling for gender, age, age squared, and urban status, individuals with tertiary education earned salaries 40 percent higher than those with secondary education (the difference was 30 percent if we controlled for occupation). As shown in Table A11, the returns to tertiary education are similar across countries with different levels of democracy (Polity2 score).

¹⁴In online Appendix A, Table A12 shows the correlation between being highly educated and life satisfaction across nondemocracies. Table A13 shows that the correlation continues to hold after controlling for income in nondemocracies. By contrast, in democracies both education and income—even if included together—were both positively related to approval.

Another key feature of informational autocracies is the use of formally democratic institutions. Many scholars have pondered the role of such institutions in dictatorships. Some see them as mechanisms for solving time inconsistency problems. If a ruler creates institutions that constrain his own actions, that ruler can commit to repay state debts and to respect property rights (North and Weingast 1989; Gehlbach and Keefer 2011), to redistribute income to the poor (Boix 2003; Acemoglu and Robinson 2006), or to share power with colleagues (Myerson 2008; Svulik 2012; Boix and Svulik 2013). Partly competitive elections may inform the ruler about local attitudes or his agents' effectiveness (Cox 2009; Blaydes 2010) and project strength—both to his allies (Gandhi and Lust-Okar 2009; Simpser 2013; Gehlbach and Simpser 2015) and to his opponents (Egorov and Sonin 2014; Little 2016; Rozenas 2016).

These arguments make sense, although some dictators seem to relish retracting the commitments that scholars had previously thought credible (as a recent example, consider Xi Jinping's elimination of presidential term limits in China). However, such institutions may perform a simpler function. If information manipulation has successfully inflated the autocrat's reputation, elections can be used to distill popularity into legitimacy. The appearance of democracy can be added to the image of competence.

Another literature models interactions between dictators and their support group when these are not mediated by institutions. Key questions in this approach are how the ruler chooses the size and characteristics of the ruler's inner circle and how this, in turn, determines policy choices and survival odds for the ruler (Bueno de Mesquita et al. 2003; Egorov and Sonin 2011). Like our approach, the "selectorate theory" of Bueno de Mesquita et al. considers three actors: a ruling individual or group, an elite, and the public. However, selectorate theory concerns the distribution of material benefits under—in most cases—perfect information, while ours focuses on the transmission of information about the dictator's type. And while the selectorate gets to choose the ruler, our informed elite has no power except to influence and assist the public. Whereas rulers in selectorate theory bribe elites to prevent coups, our rulers bribe them—or censor them—to stay silent so as to avoid mass unrest.

A number of authors have suggested alternative ways to classify nondemocracies. Some emphasize the *objectives* of rulers. Besides the familiar distinction between authoritarian and totalitarian regimes, which aim for different degrees of social control (Linz 2000), Wintrobe (1990) introduces the "tinpot" dictator, who maximizes consumption subject to a power constraint. Others highlight the identity of the ruling group: for example, Geddes, Wright, and Frantz (2018) distinguish among monarchies and military, one-party, and personalist dictatorships. Our distinction between "overt dictatorships" and "informational autocracies" focuses on the *method* of maintaining power and thus cuts across previous categories. Informational autocrats can aim for more or less power and more or less personal wealth. They are most often personalist dictators, but they can also be found in one-party

regimes (Singapore, Malaysia) and even monarchies (some Middle Eastern and North African states).

Concluding Remarks

The totalitarian tyrants of the past employed mass violence, ideological indoctrination, and closed borders to monopolize power. Most authoritarian rulers also used brutal repression to spread fear. However, in recent decades, a growing number of nondemocratic leaders have chosen a different approach. Their goal—concentrating power—remains the same. But their strategy is new. Rather than intimidating the public, they manipulate information—buying the elite’s silence, censoring private media, and broadcasting propaganda—in order to boost their popularity and eliminate threats.

We documented the growing presence of such informational autocracies. Modern authoritarians tend to be less brutal than their predecessors—and more secretive when they do repress. Eschewing official ideologies, they imitate democracy, creating legislatures and holding elections, harassing opposition candidates more often than banning them outright. Like democratic leaders, most dictators today focus on economic performance and service provision when they address the public and avoid the violent rhetoric of old-style autocrats. They often seem to succeed in winning support from ordinary citizens while concealing from them the extent of their deception.

What explains the shift in models of autocracy? Global influences have likely contributed. The end of the Cold War, the emergence of an international human rights movement, and advances in information technology have all called into question old approaches. The cost of terrorizing one’s most productive citizens is higher in an internationally connected economy that depends on innovation and mobile capital. Autarky is less feasible today than 50 years ago.

Our own favored explanation emphasizes change in *domestic* conditions—in particular, the spread of education and other aspects of social and economic modernization. As more and more citizens develop the skills and knowledge to organize opposition, repressing all potential rebels becomes difficult. Yet if the educated elite is not *too* large and the state can control the mass media, autocrats can still achieve dominance by distorting information flows. One attraction of this method—if it is successful—is that many citizens do not realize they are being dominated. The argument combines the optimism of modernization theory with the pessimism of twentieth-century critics of “mass society,” who feared that mobilization of unsophisticated groups into politics would leave them vulnerable to manipulation (for example, Kornhauser 1960).

Informational autocracy could spread in two ways: through change *of* leaders, as more modern autocrats take over from older ones, or change *in* leaders, as incumbents adapt to new conditions or learn from experience while in office. The decline in violence across successive cohorts (as shown in Figure 1) suggests

replacement of leaders plays an important part. This echoes recent literature on democratization, which finds that economic development prompts political reform mostly right after new leaders take over (Treisman 2015).

Establishing whether incumbents change strategies while in office is harder. Even if they did not, they might seem to be more violent early on. A new dictator must establish credibility, which then can last for years without the need for additional brutal acts. Some autocrats come to power in coups or civil wars, which give their initial period a bloody coloration. For these reasons, we compared the average level of political killing over the entire course of each dictator's tenure. Still, anecdotal evidence suggests that some leaders, such as Lee Kuan Yew, do innovate or learn in office—and even share their discoveries with authoritarian peers.

Although better adapted to today's world than overt dictatorship, informational autocracy has clear limitations. The emphasis on economic performance leaves leaders vulnerable to downturns, the facts of which are hard to conceal from those laid off or suffering wage cuts. In Russia, rather than censoring bad economic news, Kremlin spokesmen have sought—with some success—to redirect blame onto foreign enemies (Rozenas and Stukal 2019).

Paradoxically, good economic performance can, over time, be equally destabilizing. As economic development expands the educated class, the cost of silencing it via co-optation or censorship rises. Informational autocrats therefore struggle to find a balance between supporting growth, which signals competence, and resisting economic progress out of fear of its political and social spillovers. Although increased propaganda and censorship can offset such spillovers for a while, in the long run, continued modernization renders democracy the only equilibrium.

Thus, in Taiwan, an overt dictatorship under Chiang Kai-Shek evolved into an informational autocracy under his son, Chiang Ching-Kuo, in his later years, before transitioning to full democracy in the 1990s. In Malaysia, the informational autocracy of Mahathir Mohamad edged over the line into corrupt democracy in the 2000s. Such changes are never secure at first; countries can slide backward, especially if growth stalls. And the timing of such transitions—since they depend in part on coordinated action by regime opponents—cannot be predicted with confidence. Still, as Taiwan demonstrates, with continuing development the change can last.

■ We thank Alberto Alesina, Marina Azzimonti, Maxim Boycko, Georgy Egorov, Francesco Giavazzi, Andrea Prat, Gerard Roland, Gergely Ujhelyi, and other participants in the Political Economy Meeting of the National Bureau of Economic Research (April 2015); participants of the International Society for New Institutional Economics/Society for Institutional and Organizational Economics (ISNIE/SIOE) Conference at Harvard and seminars at Warwick, London School of Economics, New York University, European University Institute, Institute for International Economic Studies (IIES) Stockholm, London Business School, Toulouse School of Economics, and Bocconi University; and Maxim Ananyev, Timothy Besley, Bruce Bueno de Mesquita, Chao-yo Cheng, George Derpanopoulos, Tiberiu Dragu, Barbara Geddes, Scott Gehlbach, Gilat Levy, Elias Papaioannou, Torsten Persson, Richard Portes, Eugenio Proto, Arturas Rozenas, Paul Seabright, Andrei Shleifer, Francesco Squintani, Eoghan Stafford, David Stromberg, Guido Tabellini, Joshua Tucker, Qian Wang, Feng Yang, Ekaterina Zhuravskaya, and Fabrizio Zilibotti for helpful comments and suggestions. We also thank Nikita Melnikov and Ekaterina Nemova for excellent research assistance. The authors declare that they have no relevant or material financial interests that relate to the research described in this paper.

References

- Acemoglu, Daron, and James A. Robinson.** 2006. *Economic Origins of Dictatorship and Democracy*. New York: Cambridge University Press.
- Adler, Franklin Hugh.** 2005. "Why Mussolini Turned on the Jews." *Patterns of Prejudice* 39 (3): 285–300.
- Amnesty International.** 1980. *Report of an Amnesty International Mission to Singapore, 30 November to 5 December 1978*. London: Amnesty International Publications. Excerpted at <http://singaporerebel.blogspot.com/2007/02/political-detention-in-singapore.html>.
- Amnesty International.** 1988. *Amnesty International Report 1988*. London: Amnesty International Publications.
- Amnesty International.** 2012. *Routine Repression: Political Short-Term Detentions and Harassment in Cuba*. London: Amnesty International Publications.
- Amnesty International.** 2017. *Amnesty International Report 2016/17: The State of the World's Human Rights*. London: Amnesty International Publications.
- Blaydes, Lisa.** 2010. *Elections and Distributive Politics in Mubarak's Egypt*. Cambridge: Cambridge University Press.
- Bloom, Jack M.** 2013. *Seeing through the Eyes of the Polish Revolution: Solidarity and the Struggle against Communism in Poland*. Boston: Brill.
- Boix, Carles.** 2003. *Democracy and Redistribution*. New York: Cambridge University Press.
- Boix, Carles, and Milan W. Svoblik.** 2013. "The Foundations of Limited Authoritarian Government: Institutions, Commitment, and Power-Sharing in Dictatorships." *Journal of Politics* 75 (2): 300–16.
- Bueno de Mesquita, Bruce, Alastair Smith, Randolph M. Siverson, and James D. Morrow.** 2003. *The Logic of Political Survival*. Cambridge, MA: MIT Press.
- Chen, Jidong, and Yiqing Xu.** 2017. "Information Manipulation and Reform in Authoritarian Regimes." *Political Science Research and Methods* 5 (1): 163–78.
- Clark, Ann Marie, and Kathryn Sikkink.** 2013. "Information Effects and Human Rights Data: Is the Good News about Increased Human Rights Information Bad News for Human Rights Measures?" *Human Rights Quarterly* 35 (3): 539–68.

- Cox, Gary W.** 2009. "Authoritarian Elections and Leadership Succession, 1975–2004." American Political Science Association 2009 Toronto Meeting Paper. <https://ssrn.com/abstract=1449034>.
- Cruz, Cesi, Philip Keefer, and Carlos Scartascini.** 2016. *Database of Political Institutions Codebook, 2015 Update*. Washington, DC: Inter-American Development Bank.
- Derby, Lauren.** 2009. *The Dictator's Seduction: Politics and the Popular Imagination in the Era of Trujillo*. Durham, NC: Duke University Press.
- Ebner, Michael R.** 2011. *Ordinary Violence in Mussolini's Italy*. New York: Cambridge University Press.
- Edmond, Chris.** 2013. "Information Manipulation, Coordination, and Regime Change." *Review of Economic Studies* 80 (4): 1422–58.
- Egorov, Georgy, Sergei Guriev, and Konstantin Sonin.** 2009. "Why Resource-Poor Dictators Allow Freer Media: A Theory and Evidence from Panel Data." *American Political Science Review* 103 (4): 645–68.
- Egorov, Georgy, and Konstantin Sonin.** 2011. "Dictators and Their Viziers: Endogenizing The Loyalty-Competence Trade-Off." *Journal of the European Economic Association* 9 (5): 903–30.
- Egorov, Georgy, and Konstantin Sonin.** 2014. "Incumbency Advantage in Non-democracies." NBER Working Paper 20519.
- Elegant, Simon, and Michael Elliott.** 2005. "Lee Kuan Yew: The Man Who Saw It All." *Time Magazine*, December 12, 2005. <http://content.time.com/time/magazine/article/0,9171,1137707,00.html>.
- Faiola, Anthony.** 1999. "Peruvian Government Targets Critical Media; S. American Nation Ranks with Cuba as a Violator of Basic Press Freedoms." *Washington Post*, July 13, 1999, A14.
- Gandhi, Jennifer, and Ellen Lust-Okar.** 2009. "Elections under Authoritarianism." *Annual Review of Political Science* 12 (1): 403–22.
- Geddes, Barbara, Joseph Wright, and Erica Frantz.** 2018. *How Dictatorships Work: Power, Personalization, and Collapse*. New York: Cambridge University Press.
- Gehlbach, Scott.** 2010. "Reflections on Putin and the Media." *Post-Soviet Affairs* 26 (1): 77–87.
- Gehlbach, Scott, and Philip Keefer.** 2011. "Investment Without Democracy: Ruling-Party Institutionalization and Credible Commitment in Autocracies." *Journal of Comparative Economics* 39 (2): 123–39.
- Gehlbach, Scott, and Alberto Simpser.** 2015. "Electoral Manipulation as Bureaucratic Control." *American Journal of Political Science* 59 (1): 212–24.
- Grimmer, Justin, and Brandon M. Stewart.** 2013. "Text as Data: The Promise and Pitfalls of Automatic Content Analysis Methods for Political Texts." *Political Analysis* 21 (3): 267–97.
- Guriev, Sergei, and Daniel Treisman.** 2017. *Authoritarian Control Techniques Dataset V.1*. UCLA: dataset. <https://www.danieltreisman.org/s/Replication.zip>.
- Guriev, Sergei, and Daniel Treisman.** 2018. "Informational Autocracy: Theory and Empirics of Modern Authoritarianism." <https://ssrn.com/abstract=2571905>.
- Howard, Philip N.** 2014. "Hungary's Crackdown on the Press." *New York Times*, September 8, 2014. <https://www.nytimes.com/2014/09/09/opinion/hungarys-crackdown-on-the-press.html>.
- Huang, Haifeng.** 2015. "Propaganda as Signaling." *Comparative Politics* 47 (4): 419–44.
- Hyde, Susan D., and Nikolay Marinov.** 2012. "Which Elections Can Be Lost?" *Political Analysis* 20 (2): 191–201.
- King, Gary, Jennifer Pan, and Margaret E. Roberts.** 2013. "How Censorship in China Allows Government Criticism but Silences Collective Expression." *American Political Science Review* 107 (2): 326–43.
- Kornhauser, William.** 1960. *The Politics of Mass Society*. New York: Routledge.
- Kramer, Andrew E.** 2007. "50% Good News Is the Bad News in Russian Radio." *New York Times*, April 22, 2007. <https://www.nytimes.com/2007/04/22/world/europe/22russia.html>.
- Kricheli, Ruth, Yair Livne, and Beatriz Magaloni.** 2011. "Taking to the Streets: Theory and Evidence on Protests under Authoritarianism." American Political Science Association 2010 Annual Meeting Paper. <https://ssrn.com/abstract=1642040>.
- Lamb, David.** 1987. *The Africans*. New York: Vintage Books.
- Linz, Juan J.** 2000. *Totalitarian and Authoritarian Regimes*. Boulder, CO: Lynne Rienner.
- Little, Andrew.** 2016. "Communication Technology and Protest." *Journal of Politics* 78 (1): 152–66.
- Lorentzen, Peter.** 2014. "China's Strategic Censorship." *American Journal of Political Science* 58 (2): 402–14.
- Lucas, Christopher, Richard A. Nielsen, Margaret E. Roberts, Brandon M. Stewart, Alex Storer, and Dustin Tingley.** 2015. "Computer-Assisted Text Analysis for Comparative Politics." *Political Analysis* 23 (2): 254–77.
- Mao, Zedong.** 1964. "Remarks at the Small Group Meeting of the Central Party Work Conference." In *Database for the History of Contemporary Chinese Political Movements*, edited by Song Yongyi.

- Cambridge, MA: Fairbank Center for Chinese Studies, Harvard University.
- McMillan, John, and Pablo Zoido.** 2004. "How to Subvert Democracy: Montesinos in Peru." *Journal of Economic Perspectives* 18 (4): 69–92.
- Myerson, Roger B.** 2008. "The Autocrat's Credibility Problem and Foundations of the Constitutional State." *American Political Science Review* 102 (1): 125–39.
- Noman, Omar.** 1989. "Pakistan and General Zia: Era and Legacy." *Third World Quarterly* 11 (1): 28–54.
- North, Douglass C., and Barry R. Weingast.** 1989. "Constitutions and Commitment: The Evolution of Institutions Governing Public Choice in Seventeenth-Century England." *Journal of Economic History* 49 (4): 803–32.
- Pacepa, Ion Mihai.** 1990. *Red Horizons: The True Story of Nicolae and Elena Ceausescus' Crimes, Lifestyle, and Corruption*. New York: Regnery.
- Pennebaker, James W., Ryan L. Boyd, Kayla Jordan, and Kate Blackburn.** 2015. "The Development and Psychometric Properties of LIWC2015." <https://repositories.lib.utexas.edu/handle/2152/31333>.
- Pereira, Brendan.** 2000. "Anwar Affair: 'Some Errors in Judgment Were Made.'" *Straits Times*, August 18, 2000, 43.
- Preston, Paul.** 2003. *The Politics of Revenge: Fascism and the Military in 20th Century Spain*. New York: Routledge.
- Qin, Bei, David Strömberg, and Yanhui Wu.** 2017. "Why Does China Allow Freer Social Media? Protests versus Surveillance and Propaganda." *Journal of Economic Perspectives* 31 (1): 117–40.
- Roberts, Margaret.** 2018. *Censored: Distraction and Diversion Inside China's Great Firewall*. Princeton, NJ: Princeton University Press.
- Rodan, Garry.** 1998. "The Internet and Political Control in Singapore." *Political Science Quarterly* 113 (1): 63–89.
- Roucek, Joseph F.** 1962. "Yemen in Geopolitics." *Contemporary Review* 202 (1163): 310–17.
- Rozenas, Arturas.** 2016. "Office Insecurity and Electoral Manipulation." *Journal of Politics* 78 (1): 232–48.
- Rozenas, Arturas, and Denis Stukal.** 2019. "How Autocrats Manipulate Economic News: Evidence from Russia's State-Controlled Television." *Journal of Politics* 81 (3): 982–96.
- Shadmehr, Mehdi, and Dan Bernhardt.** 2015. "State Censorship." *American Economic Journal: Microeconomics* 7 (2): 280–307.
- Simpser, Alberto.** 2013. *Why Governments and Parties Manipulate Elections: Theory, Practice, and Implications*. New York: Cambridge University Press.
- Spooner, Mary Helen.** 1999. *Soldiers in a Narrow Land: The Pinochet Regime in Chile*. Berkeley: University of California Press.
- Svolik, Milan W.** 2012. *The Politics of Authoritarian Rule*. New York: Cambridge University Press.
- Sutton, Jonathan, Charles R. Butcher, and Isak Svensson.** 2014. "Explaining Political Jiu-Jitsu: Institution-Building and the Outcomes of Regime Violence against Unarmed Protests." *Journal of Peace Research* 51 (5): 559–73.
- Treisman, Daniel.** 2015. "Income, Democracy, and Leader Turnover." *American Journal of Political Science* 59 (4): 927–42.
- Ulfelder, Jay.** 2015. "It's Getting Better All the Time." *Foreign Policy*, November 24, 2015. <http://foreignpolicy.com/2015/11/24/its-getting-better-all-the-time-human-rights/>.
- Ulfelder, Jay, and Benjamin Valentino.** 2008. "Assessing Risks of State-Sponsored Mass Killing." <http://ssrn.com/abstract=1703426>.
- Wintrobe, Ronald.** 1990. "The Tinpot and the Totalitarian: An Economic Theory of Dictatorship." *American Political Science Review* 84 (3): 849–72.

This article has been cited by:

1. Mario F. Carillo. 2022. Fascistville: Mussolini's new towns and the persistence of neo-fascism. *Journal of Economic Growth* 27:4, 527-567. [[Crossref](#)]
2. Daniel S. Leon. 2022. Do international rents bolster democratic backsliding under populist governments? Evidence from Latin America. *International Area Studies Review* 25:4, 280-302. [[Crossref](#)]
3. Shouzhi Xia. 2022. Amusing Ourselves to Loyalty? Entertainment, Propaganda, and Regime Resilience in China. *Political Research Quarterly* 75:4, 1096-1112. [[Crossref](#)]
4. Yuqing Feng, Yu Zeng. 2022. Stability justice: Petitioners versus non-petitioners in China's criminal adjudication. *Law & Society Review* 56:4, 555-579. [[Crossref](#)]
5. Vladimir Gel'man. 2022. Exogenous shock and Russian studies. *Post-Soviet Affairs* 773, 1-9. [[Crossref](#)]
6. Alexander Libman. 2022. Credibility revolution and the future of Russian studies. *Post-Soviet Affairs* 36, 1-10. [[Crossref](#)]
7. Michael McDevitt, Perry Parks, Stephanie Craft. 2022. An Overdue Contribution: Mass Communication Theory in the Security of Democracy. *Mass Communication and Society* 25:6, 747-763. [[Crossref](#)]
8. Ceren Baysan. 2022. Persistent Polarizing Effects of Persuasion: Experimental Evidence from Turkey. *American Economic Review* 112:11, 3528-3546. [[Abstract](#)] [[View PDF article](#)] [[PDF with links](#)]
9. Fei Li, Yangbo Song, Mofei Zhao. 2022. Global manipulation by local obfuscation. *Journal of Economic Theory* 83, 105575. [[Crossref](#)]
10. Koray Saglam. 2022. The digital blender: conceptualizing the political economic nexus of digital technologies and authoritarian practices. *Globalizations* 5, 1-18. [[Crossref](#)]
11. Quintin H. Beazer, Charles D. Crabtree, Christopher J. Fariss, Holger L. Kern. 2022. When Do Private Actors Engage in Censorship? Evidence From a Correspondence Experiment with Russian Private Media Firms. *British Journal of Political Science* 52:4, 1790-1809. [[Crossref](#)]
12. Luis R. Martínez. 2022. How Much Should We Trust the Dictator's GDP Growth Estimates?. *Journal of Political Economy* 130:10, 2731-2769. [[Crossref](#)]
13. Nikita Khokhlov, Andrey Korotayev. 2022. Internet, Political Regime and Terrorism: A Quantitative Analysis. *Cross-Cultural Research* 56:4, 385-418. [[Crossref](#)]
14. Sascha O. Becker, Sharun Mukand, Ivan Yotzov. 2022. Persecution, pogroms and genocide: A conceptual framework and new evidence. *Explorations in Economic History* 86, 101471. [[Crossref](#)]
15. Adam Przeworski. 2022. Formal Models of Authoritarian Regimes: A Critique. *Perspectives on Politics* 12, 1-10. [[Crossref](#)]
16. Benjamin Toettoe, Diya Jiang. 2022. Foreign contributors to democratic backsliding: the effects of linkages with China on media self-censorship in transitional regimes. *Canadian Foreign Policy Journal* 2, 1-18. [[Crossref](#)]
17. Irina Busygina, Stanislav Klimovich. 2022. Pandemic Decentralization: COVID-19 and Principal-Agent Relations in Russia. *Problems of Post-Communism* 6, 1-12. [[Crossref](#)]
18. EDMUND J. MALESKY, JASON DOUGLAS TODD, ANH TRAN. 2022. Can Elections Motivate Responsiveness in a Single-Party Regime? Experimental Evidence from Vietnam. *American Political Science Review* 2, 1-21. [[Crossref](#)]
19. Sergei Guriev, Elias Papaioannou. 2022. The Political Economy of Populism. *Journal of Economic Literature* 60:3, 753-832. [[Abstract](#)] [[View PDF article](#)] [[PDF with links](#)]

20. Stephen Thomson, Eric C. Ip, Shing Fung Lee. 2022. International comparisons of COVID-19 case and mortality data and the effectiveness of non-pharmaceutical interventions: a plea for reconsideration. *Journal of Biosocial Science* 54:5, 735-741. [[Crossref](#)]
21. Aytuğ Şaşmaz, Alper H. Yagci, Daniel Ziblatt. 2022. How Voters Respond to Presidential Assaults on Checks and Balances: Evidence from a Survey Experiment in Turkey. *Comparative Political Studies* 55:11, 1947-1980. [[Crossref](#)]
22. Pavin Chachavalpongpun. 2022. Nationhood in the Cloud: Cyber Sovereignty in Thailand. *Asian Studies Review* 23, 1-20. [[Crossref](#)]
23. Jan Menzner, Richard Traunmüller. 2022. Subjective Freedom of Speech: Why Do Citizens Think They Cannot Speak Freely?. *Politische Vierteljahresschrift* 47. . [[Crossref](#)]
24. DENIS STUKAL, SERGEY SANOVICH, RICHARD BONNEAU, JOSHUA A. TUCKER. 2022. Why Botter: How Pro-Government Bots Fight Opposition in Russia. *American Political Science Review* 116:3, 843-857. [[Crossref](#)]
25. Bakhytzhan Kurmanov, Colin Knox. 2022. Open government and citizen empowerment in authoritarian states. *Journal of Eurasian Studies* 13:2, 156-171. [[Crossref](#)]
26. Cristina Corduneanu-Huci, Alexander Hamilton. 2022. Selective Control: The Political Economy of Censorship. *Political Communication* 39:4, 517-538. [[Crossref](#)]
27. Pál Susánszky, Ákos Kopper, Frank T. Zsigó. 2022. Media framing of political protests – reporting bias and the discrediting of political activism. *Post-Soviet Affairs* 38:4, 312-328. [[Crossref](#)]
28. Shouzhi Xia, Huang Huang, Dong Zhang. 2022. Framing as an Information Control Strategy in Times of Crisis. *Journal of East Asian Studies* 22:2, 255-279. [[Crossref](#)]
29. Eddy S. F. Yeung. 2022. Overestimation of the Level of Democracy Among Citizens in Nondemocracies. *Comparative Political Studies* 64, 001041402210896. [[Crossref](#)]
30. Alberto Batinti, Jeffrey Kopstein. 2022. Is Russia really a normal country? A numerical taxonomy of Russia in comparative perspective. *Constitutional Political Economy* 33:2, 217-232. [[Crossref](#)]
31. Stephen L. Parente, Luis Felipe Sáenz, Anna Seim. 2022. Income, education and democracy. *Journal of Economic Growth* 27:2, 193-233. [[Crossref](#)]
32. Maxim Alyukov. 2022. Propaganda, authoritarianism and Russia's invasion of Ukraine. *Nature Human Behaviour* 6:6, 763-765. [[Crossref](#)]
33. Simone Chambers, Jeffrey Kopstein. 2022. Wrecking the public sphere: The new authoritarians' digital attack on pluralism and truth. *Constellations* 5. . [[Crossref](#)]
34. Mai Hassan, Daniel Mattingly, Elizabeth R. Nugent. 2022. Political Control. *Annual Review of Political Science* 25:1, 155-174. [[Crossref](#)]
35. Tom Paskhalis, Bryn Rosenfeld, Katerina Tertychnaya. 2022. Independent media under pressure: evidence from Russia. *Post-Soviet Affairs* 38:3, 155-174. [[Crossref](#)]
36. Gulnaz Sharafutdinova. 2022. Public Opinion Formation and Group Identity: The Politics of National Identity Salience in Post-Crimea Russia. *Problems of Post-Communism* 69:3, 219-231. [[Crossref](#)]
37. Bryan James Nakayama. 2022. Information vs the cyberspace domain. *Journal of Cyber Policy* 7:2, 213-229. [[Crossref](#)]
38. Scott Radnitz. 2022. Perceived threats and the trade-off between security and human rights. *Journal of Peace Research* 59:3, 367-381. [[Crossref](#)]
39. Robert S. Hinck. 2022. US Hypocrisy and the End of American Exceptionalism? Narratives of the January 6th Attack on the US Capitol From Illiberal National Media. *American Behavioral Scientist* 10, 000276422210963. [[Crossref](#)]

40. Ole Bruun, Olivier Rubin. 2022. Authoritarian Environmentalism—Captured Collaboration in Vietnamese Water Management. *Environmental Management* **234**. . [[Crossref](#)]
41. Kevin K. W. Ip. 2022. When (Not) to Trade with Autocrats: Complicity, Exploitation, and Human Rights. *Moral Philosophy and Politics* **9**:1, 69-88. [[Crossref](#)]
42. Yu Zeng, Stan Hok-wui Wong. 2022. Social media, fear, and support for state surveillance: The case of China's social credit system. *China Information* **6**, 0920203X2210881. [[Crossref](#)]
43. Jennifer Pan, Zijie Shao, Yiqing Xu. 2022. How government-controlled media shifts policy attitudes through framing. *Political Science Research and Methods* **10**:2, 317-332. [[Crossref](#)]
44. Huirong Chen, Sheena Chestnut Greitens. 2022. Information capacity and social order: The local politics of information integration in China. *Governance* **35**:2, 497-523. [[Crossref](#)]
45. Greg Chih-Hsin Sheen, Hans H. Tung, Wen-Chin Wu. 2022. Power Sharing and Media Freedom in Dictatorships. *Political Communication* **39**:2, 202-221. [[Crossref](#)]
46. Thung-Hong Lin, Min-Chiao Chang, Chun-Chih Chang, Ya-Hsuan Chou. 2022. Government-sponsored disinformation and the severity of respiratory infection epidemics including COVID-19: A global analysis, 2001–2020. *Social Science & Medicine* **296**, 114744. [[Crossref](#)]
47. Hamed Ghodduzi, Hussein Moghaddam, Franz Wirl. 2022. Going downstream – An economical option for oil and gas exporting countries?. *Energy Policy* **161**, 112487. [[Crossref](#)]
48. Constantine Boussalis, Alexander Dukalskis, Johannes Gerschewski. 2022. Why It Matters What Autocrats Say: Assessing Competing Theories of Propaganda. *Problems of Post-Communism* **130**, 1-12. [[Crossref](#)]
49. David Karpa, Torben Klarl, Michael Rochlitz. Artificial Intelligence, Surveillance, and Big Data 145-172. [[Crossref](#)]
50. Vlad Kravtsov. Personalistic Regimes and the Processes of Governance 1-39. [[Crossref](#)]
51. Vlad Kravtsov. Providing Goods: Health Mandates and Authoritarian Performance 41-78. [[Crossref](#)]
52. Vlad Kravtsov. Securitizing the Epidemic: Ideological Adaptations and Illiberal Meanings 153-188. [[Crossref](#)]
53. Giray Gozgor. 2022. The role of economic uncertainty in the rise of EU populism. *Public Choice* **190**:1-2, 229-246. [[Crossref](#)]
54. Maxim Ananyev, Michael Poyker. 2022. Do dictators signal strength with electoral fraud?. *European Journal of Political Economy* **71**, 102075. [[Crossref](#)]
55. # ##. 2022. #####. *Japanese Journal of Comparative Economics* **59**:1, 1_1-1_12. [[Crossref](#)]
56. Changyong Choi, Sang Hoon Jee. 2021. Differential Effects of Information and Communication Technology on (De-) Democratization of Authoritarian Regimes. *International Studies Quarterly* **65**:4, 1163-1175. [[Crossref](#)]
57. Quy-Toan Do, Nicolas Gomez-Parra, Bob Rijkers. Transnational Terrorism and the Internet **0**, . [[Crossref](#)]
58. Philipp M. Lutscher. 2021. Hot topics: Denial-of-Service attacks on news websites in autocracies. *Political Science Research and Methods* **Online First**, 1-16. [[Crossref](#)]
59. Charles H. Anderton, Jurgen Brauer. 2021. Mass Atrocities and Their Prevention. *Journal of Economic Literature* **59**:4, 1240-1292. [[Abstract](#)] [[View PDF article](#)] [[PDF with links](#)]
60. Vadim S. Balashov, Yuxing Yan, Xiaodi Zhu. 2021. Using the Newcomb–Benford law to study the association between a country's COVID-19 reporting accuracy and its development. *Scientific Reports* **11**:1. . [[Crossref](#)]
61. Laura Howells, Laura A. Henry. 2021. Varieties of Digital Authoritarianism. *Communist and Post-Communist Studies* **54**:4, 1-27. [[Crossref](#)]

62. Janet Elise Johnson, Alexandra Novitskaya, Valerie Sperling, Lisa McIntosh Sundstrom. 2021. Mixed signals: what Putin says about gender equality. *Post-Soviet Affairs* 37:6, 507-525. [[Crossref](#)]
63. Irina Busygina, Mikhail Filippov. 2021. Russia, Post-Soviet Integration, and the EAEU: The Balance between Domination and Cooperation. *Problems of Post-Communism* 68:6, 477-486. [[Crossref](#)]
64. SELIM ERDEM AYTAÇ. 2021. Effectiveness of Incumbent's Strategic Communication during Economic Crisis under Electoral Authoritarianism: Evidence from Turkey. *American Political Science Review* 115:4, 1517-1523. [[Crossref](#)]
65. Marco Ehrl, Robert Hinck. 2021. Solving Egypt's Economic Crisis: The Strategic Role of Chinese, Russian, and Egyptian Media Narratives. *International Journal of Strategic Communication* 15:5, 504-525. [[Crossref](#)]
66. Lawrence P. Markowitz, Scott Radnitz. 2021. Studying states and regimes in Central Asia: contributions to comparative politics and future challenges. *Central Asian Survey* 40:4, 576-591. [[Crossref](#)]
67. Stan Hok-Wui Wong, Jiachen Liang. 2021. Attraction or Distraction? Impacts of Pro-regime Social Media Comments on Chinese Netizens. *Political Behavior* 74. . [[Crossref](#)]
68. Natalia Lamberova. 2021. The puzzling politics of R&D: Signaling competence through risky projects. *Journal of Comparative Economics* 49:3, 801-818. [[Crossref](#)]
69. Maxim Alyukov. 2021. News reception and authoritarian control in a hybrid media system: Russian TV viewers and the Russia-Ukraine conflict. *Politics* 22, 026339572110414. [[Crossref](#)]
70. Jean-Paul Carvalho. 2021. Markets and communities: the social cost of the meritocracy. *Journal of Institutional Economics* 29, 1-19. [[Crossref](#)]
71. Timothy Frye, Brian D. Taylor, Will Pyle, Klaus Segbers, Gulnaz Sharafutdinovae. 2021. Roundtable on Gulnaz Sharafutdinova's the red mirror: putin's leadership and russia's insecure identity. *Post-Soviet Affairs* 37:4, 404-412. [[Crossref](#)]
72. Ihsan Yilmaz, Omer F. Erturk. 2021. Populism, violence and authoritarian stability: necropolitics in Turkey. *Third World Quarterly* 42:7, 1524-1543. [[Crossref](#)]
73. Ahmad Kilani. 2021. Authoritarian regimes' propensity to manipulate Covid-19 data: a statistical analysis using Benford's Law. *Commonwealth & Comparative Politics* 59:3, 319-333. [[Crossref](#)]
74. Stan Hok-Wui Wong, Jiachen Liang. 2021. Dubious until officially censored: Effects of online censorship exposure on viewers' attitudes in authoritarian regimes. *Journal of Information Technology & Politics* 18:3, 310-323. [[Crossref](#)]
75. Sven Daniel Wolfe. 2021. Blogging the Virtual: New Geographies of Domination and Resistance In and Beyond Russia. *Antipode* 53:4, 1251-1269. [[Crossref](#)]
76. Raphael Boleslavsky, Mehdi Shadmehr, Konstantin Sonin. 2021. Media Freedom in the Shadow of a Coup. *Journal of the European Economic Association* 19:3, 1782-1815. [[Crossref](#)]
77. Ye Wang, Stan Hok-Wui Wong. 2021. Electoral impacts of a failed uprising: Evidence from Hong Kong's Umbrella Movement. *Electoral Studies* 71, 102336. [[Crossref](#)]
78. Gabriele Cosentino. 2021. 'You can't arrest a virus': The freedom of expression crisis within Egypt's response to COVID-19. *Journal of African Media Studies* 13:2, 207-220. [[Crossref](#)]
79. Nikolai Topornin, Darya Pyatkina, Yuri Bokov. 2021. Government regulation of the Internet as instrument of digital protectionism in case of developing countries. *Journal of Information Science* 10, 016555152110141. [[Crossref](#)]
80. Georgy Egorov, Konstantin Sonin. 2021. Elections in Non-Democracies. *The Economic Journal* 131:636, 1682-1716. [[Crossref](#)]

81. Christoph Valentin Steinert. 2021. Who Is a Political Prisoner?. *Journal of Global Security Studies* 6:3. . [[Crossref](#)]
82. Stephan Haggard, Robert Kaufman. Backsliding 83, . [[Crossref](#)]
83. Sergei Guriev. Political Economy of Transition Reforms 331-352. [[Crossref](#)]
84. Gustav Feichtinger, Andreas Novak, Franz Wirl. Institutional Change, Education, and Population Growth: Lessons from Dynamic Modelling 37-56. [[Crossref](#)]
85. Linda Glawe, Helmut Wagner. Current Challenges 289-341. [[Crossref](#)]
86. Henry Farrell, Abraham L. Newman. 2021. The Janus Face of the Liberal International Information Order: When Global Institutions Are Self-Undermining. *International Organization* 75:2, 333-358. [[Crossref](#)]
87. Andrei Aleinikov, Daria Maltseva, Vladimir Miletskiy, Olga Safonova, Aleksandr Strebkov. 2021. Conflict potential of risk reflexivity: information management under the conditions of pandemic. *E3S Web of Conferences* 311, 04010. [[Crossref](#)]
88. Daria Maltseva, Olga Safonova, Anastasia Dedul, Maria Petrunina, Sofia Tepina. 2021. Youth policy in the human capital management system: Russian practice. *E3S Web of Conferences* 311, 08014. [[Crossref](#)]
89. James P. Choy. 2020. Kompromat: A theory of blackmail as a system of governance. *Journal of Development Economics* 147, 102535. [[Crossref](#)]
90. Sergei Guriev, Daniel Treisman. 2020. The Popularity of Authoritarian Leaders. *World Politics* 72:4, 601-638. [[Crossref](#)]
91. Alessandro Belmonte, Michael Rochlitz. 2020. Collective memories, propaganda and authoritarian political support. *Economic Systems* 44:3, 100771. [[Crossref](#)]
92. Eda Keremoğlu, Nils B. Weidmann. 2020. How Dictators Control the Internet: A Review Essay. *Comparative Political Studies* 53:10-11, 1690-1703. [[Crossref](#)]
93. Davide Cantoni. 2020. China und Hongkong am Scheideweg. *Perspektiven der Wirtschaftspolitik* 21:2, 185-196. [[Crossref](#)]
94. Maria Marino, Paolo Li Donni, Sebastiano Bavetta, Marco Cellini. 2020. The democratization process: An empirical appraisal of the role of political protest. *European Journal of Political Economy* 63, 101881. [[Crossref](#)]
95. Sergei Guriev, Daniel Treisman. 2020. A theory of informational autocracy. *Journal of Public Economics* 186, 104158. [[Crossref](#)]
96. Margaret E. Roberts. 2020. Resilience to Online Censorship. *Annual Review of Political Science* 23:1, 401-419. [[Crossref](#)]
97. Maria Snegovaya. 2020. Guns to butter: sociotropic concerns and foreign policy preferences in Russia. *Post-Soviet Affairs* 36:3, 268-279. [[Crossref](#)]
98. Sergei Guriev, Elias Papaioannou. 2020. The Political Economy of Populism. *SSRN Electronic Journal* 105. . [[Crossref](#)]
99. Dan Cao, Roger Lagunoff. 2020. The Dynamics of Property Rights and Consent in Autocracies. *SSRN Electronic Journal* 29. . [[Crossref](#)]
100. JunHyeok Jang. 2020. Violation of Bright Lines, Term Limit Evasion and Information Control. *SSRN Electronic Journal* 24. . [[Crossref](#)]
101. Charles Angelucci, Andrea Prat. 2020. Measuring Voters' Knowledge of Political News. *SSRN Electronic Journal* 31. . [[Crossref](#)]

102. Maja Adena, Ruben Enikolopov, Maria Petrova, Hans-Joachim Voth. 2020. Bombs, Broadcasts and Resistance: Allied Intervention and Domestic Opposition to the Nazi Regime During World War II. *SSRN Electronic Journal* **78**. . [[Crossref](#)]
103. Vadim S. Balashov, Yuxing Yan, Xiaodi Zhu. 2020. Are Less Developed Countries More Likely to Manipulate Data During Pandemics? Evidence from Newcomb-Benford Law. *SSRN Electronic Journal* **19**. . [[Crossref](#)]
104. Georgy Egorov, Konstantin Sonin. 2019. Persuasion on Networks. *SSRN Electronic Journal* **78**. . [[Crossref](#)]
105. Selcen Çakır. 2019. Choosing Your Pond: A Structural Model of Political Power Sharing. *SSRN Electronic Journal* **100**. . [[Crossref](#)]
106. Fei Li, Yangbo Song, Mofei Zhao. 2019. Global Manipulation by Local Obfuscation: Information Design in Coordination Games. *SSRN Electronic Journal* **106**. . [[Crossref](#)]
107. Luis R. Martinez. 2017. How Much Should We Trust the Dictator's GDP Estimates?. *SSRN Electronic Journal* **44**. . [[Crossref](#)]