



HAL
open science

From face-to-face to mobile Internet: replicate the French ESS questionnaire on the ELIPSS panel

Simon Le Corgne, Emmanuelle Duwez, Malick Nam, Mathieu Olivier

► To cite this version:

Simon Le Corgne, Emmanuelle Duwez, Malick Nam, Mathieu Olivier. From face-to-face to mobile Internet: replicate the French ESS questionnaire on the ELIPSS panel. 7th Conference of the European Survey Research Association, Jul 2017, Lisbon, Portugal. hal-03949405

HAL Id: hal-03949405

<https://sciencespo.hal.science/hal-03949405>

Submitted on 20 Jan 2023

HAL is a multi-disciplinary open access archive for the deposit and dissemination of scientific research documents, whether they are published or not. The documents may come from teaching and research institutions in France or abroad, or from public or private research centers.

L'archive ouverte pluridisciplinaire **HAL**, est destinée au dépôt et à la diffusion de documents scientifiques de niveau recherche, publiés ou non, émanant des établissements d'enseignement et de recherche français ou étrangers, des laboratoires publics ou privés.


From face-to-face to mobile Internet: replicate the French ESS questionnaire on the ELIPSS panel

Emmanuelle Duwez, Simon Le Corgne, Malick Nam, Mathieu Olivier

ESRA 2017
Wednesday, 19th of July, Lisbon

Context and objectives

- The Socio-Political Data Center (CDSP) is responsible for the data collection of the ELIPSS panel and the ESS.
- A part of the ESS 7th round was administered to the ELIPSS panel.
- Each survey process has his specificities (mobile Internet vs. face-to-face).



What is the influence of the administration mode?

Elipss in a few words

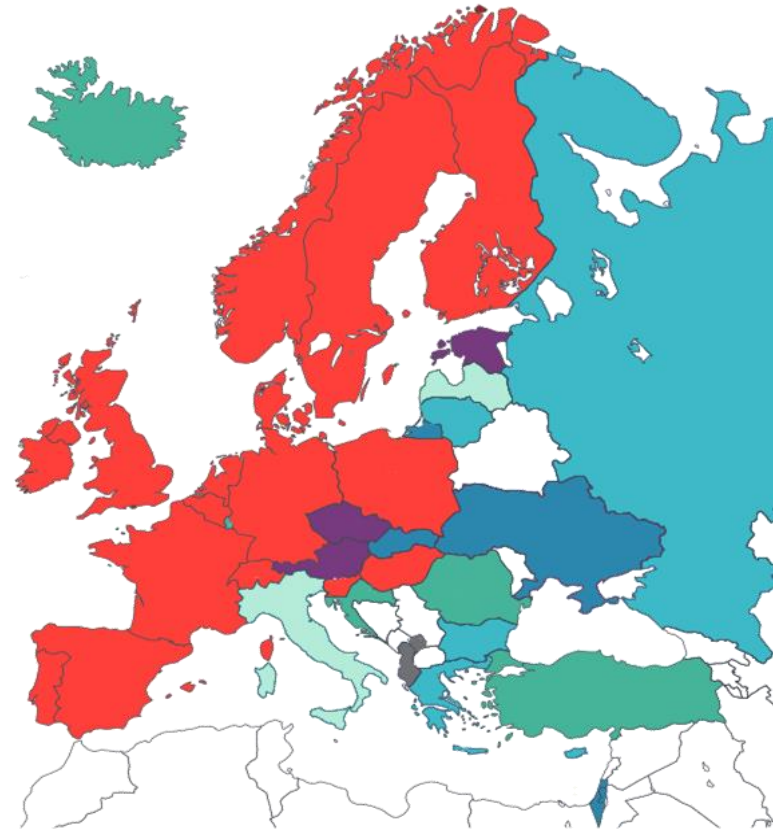
- Online survey instrument for the scientific community
- Aim: to address the lack of questionnaire survey tools in humanities and social sciences
- Sampling: probability-based
- Periodicity: each month
- Duration: 30 minutes maximum
- Administration: self-administered



7-inch touchscreen tablet
& 3G subscription

ESS in a few words

- Academically cross-national survey conducted every two years across Europe since 2001
- Aim: to chart stability and change in the social structure, conditions and attitudes in Europe
- Sampling: probability-based
- Periodicity: biennial
- Duration: 1 hour
- Administration: face-to-face



Comparison of the survey specifications

ELIPSS panel

Mobile Internet

▪ Contact mode

▪ Fieldwork period

From December 2014 to February 2015 (13 weeks)

▪ Sample

801 respondents (aged 20 to 77)

▪ Frequency

Monthly

▪ Incentives

Touchscreen tablet & 3G subscription

ESS 7th round

Face-to-face

From November 2014 to February 2015 (14 weeks)

1,917 respondents (aged 15 and over)

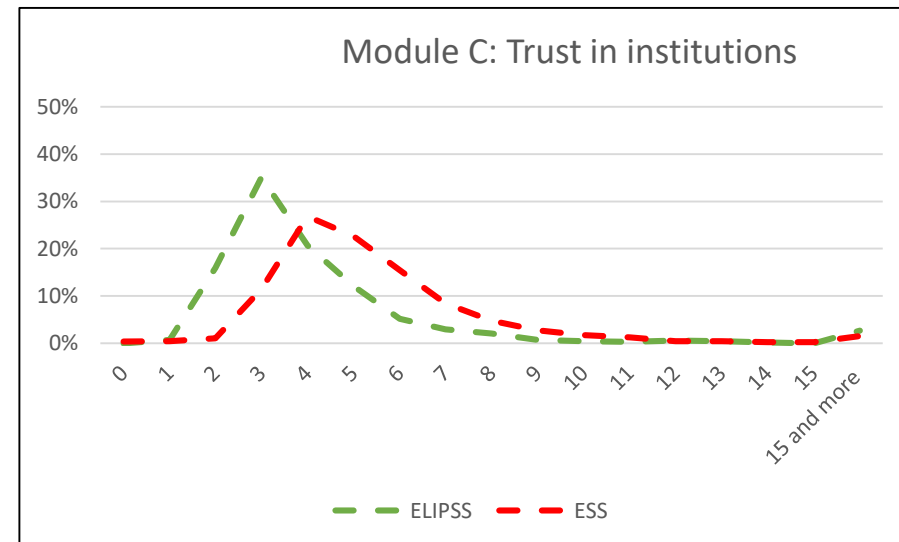
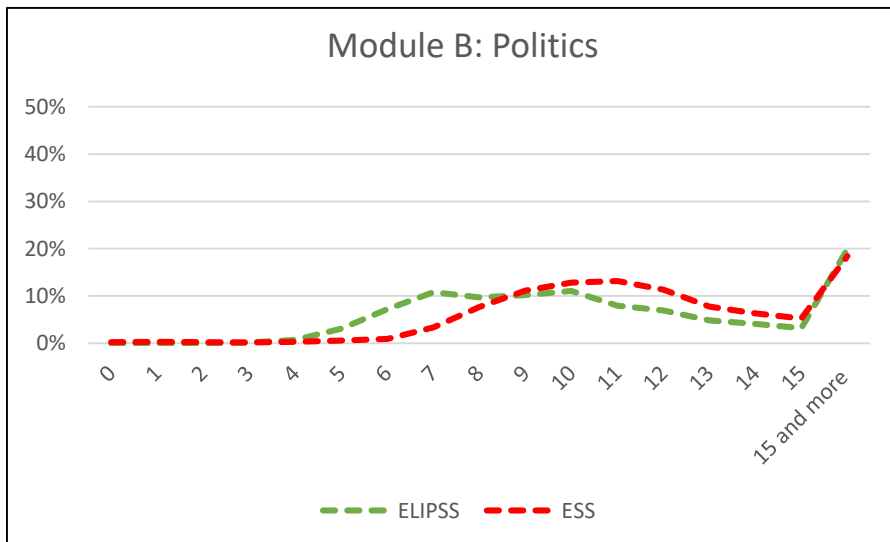
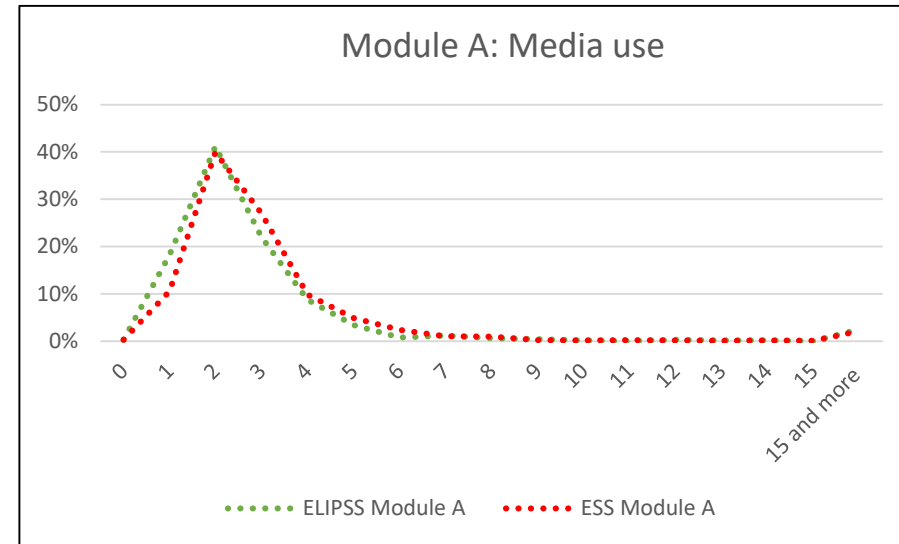
Once

€10 voucher

Constraints to administrate the ESS survey in ELIPSS

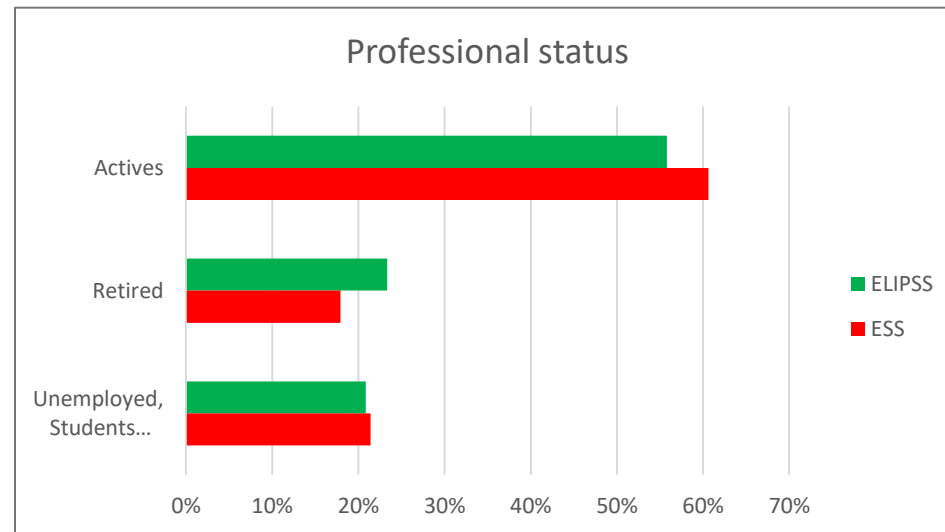
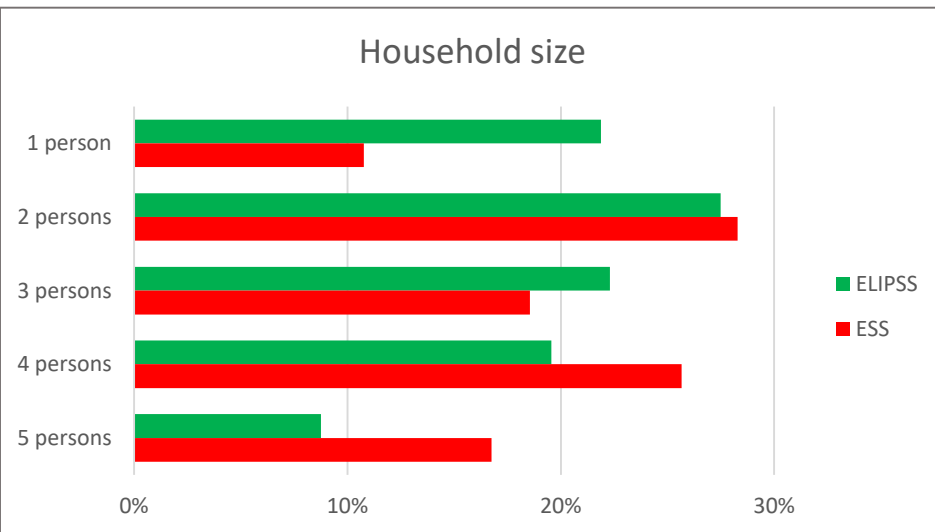
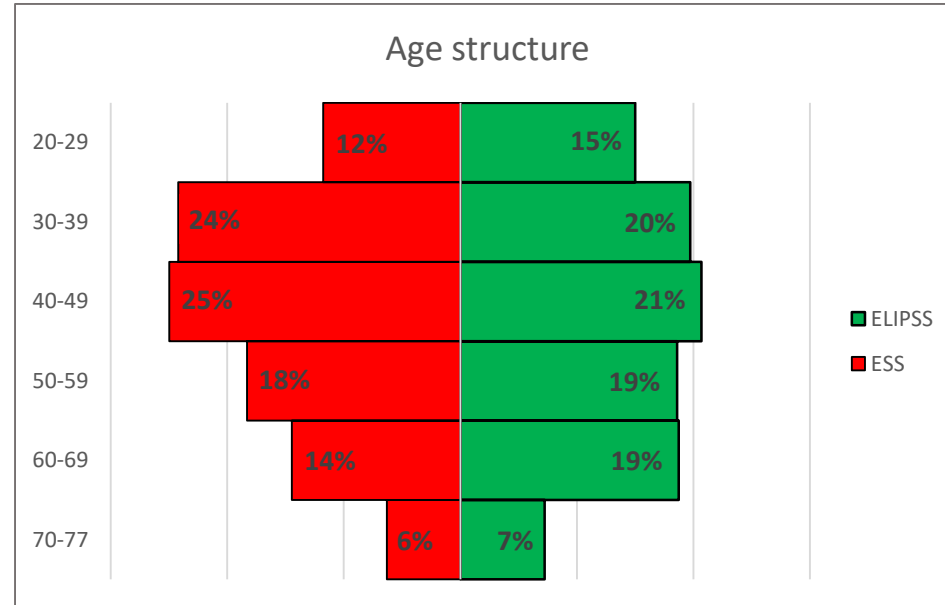
- Adapting the questionnaire duration:
 - Not exceed 25 minutes in ELIPSS
 - Which modules & questions?

- Adapting the questionnaire design:
 - Specific design in ELIPSS
 - Non-response answer options



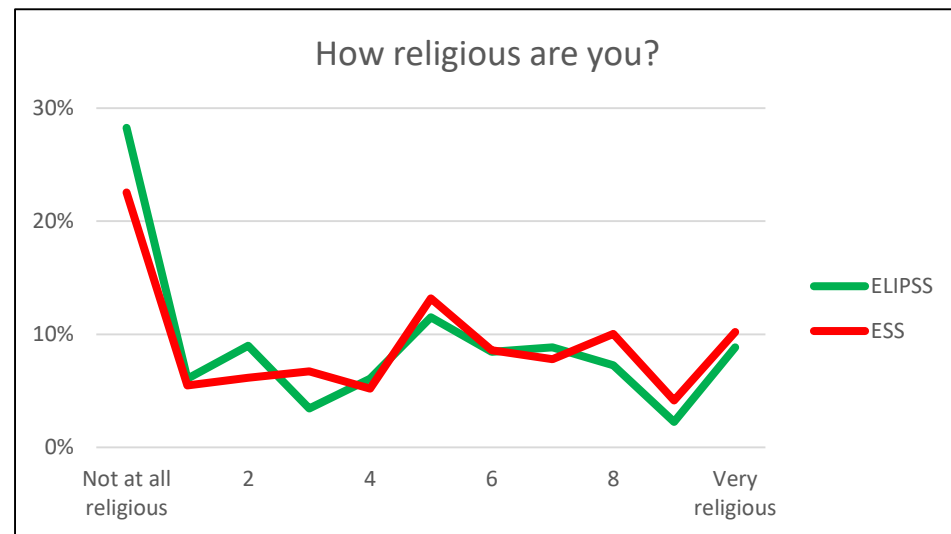
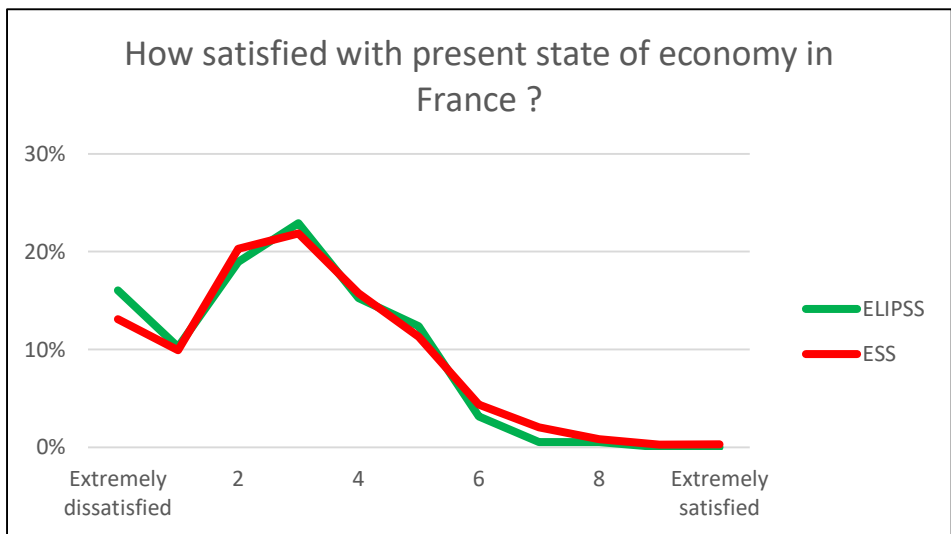
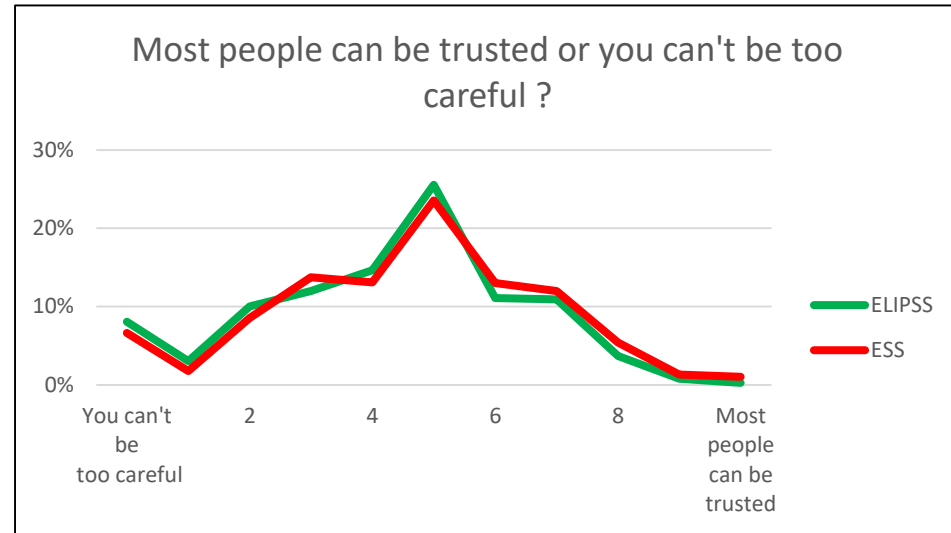
Population: who are they?

- Restriction of the ESS population (age limits, n=1,667)
- Application of the weightings
- Comparison of samples :
 - Over-representation of young people and elderly in the ELIPSS panel
 - Smaller households in ELIPSS
 - In the ESS sample, higher share of respondents who have a job



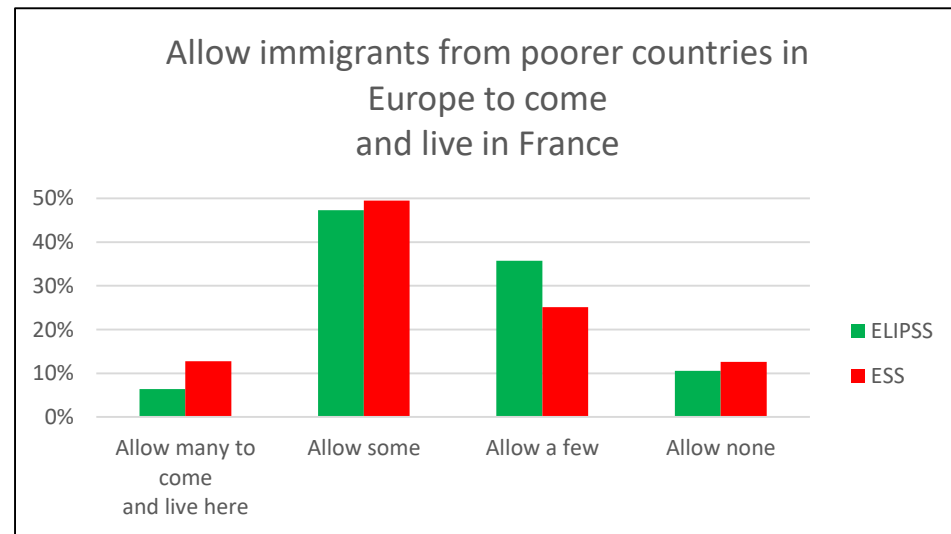
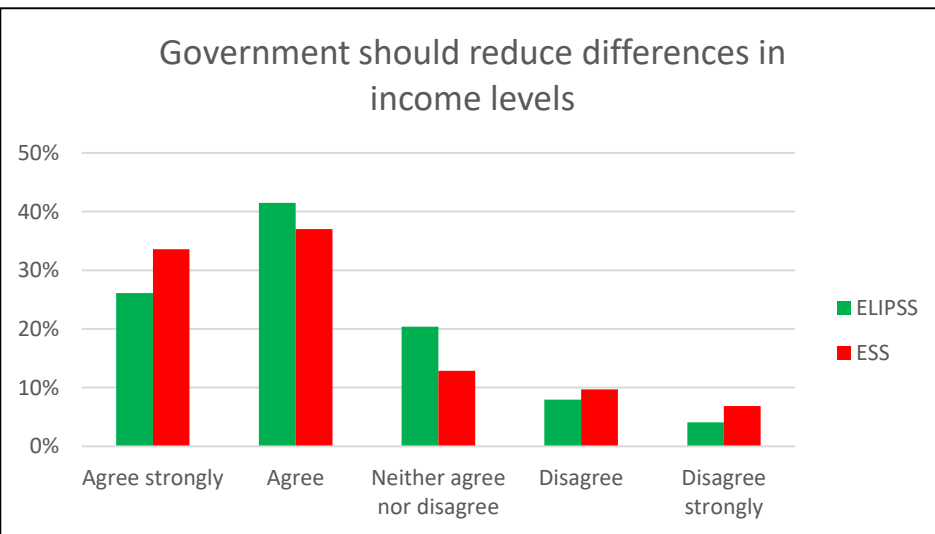
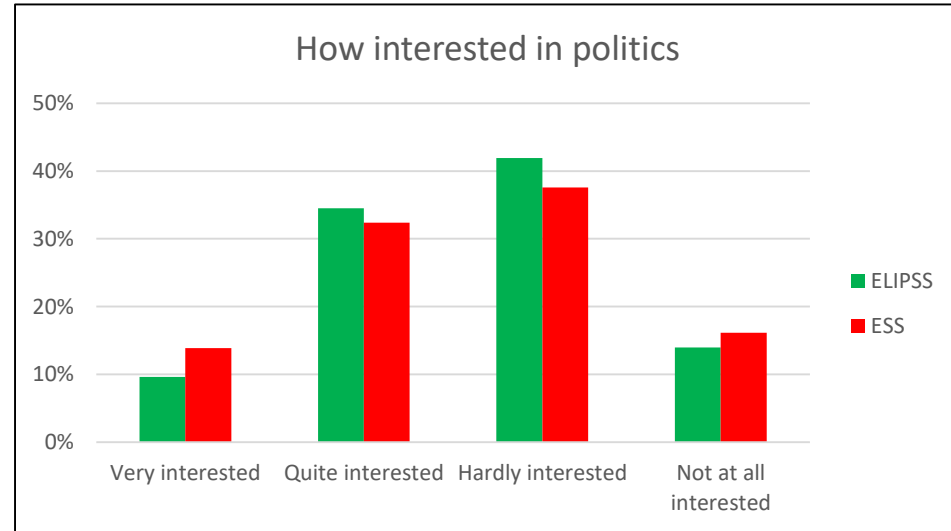
ESS - ELIPSS, it's all the same?

- A very similar distribution of responses for the majority of variables
- Existing tendency on different topics
- Confirmation with previous comparisons (*ESS4 vs. LISS Panel - Revilla, 2013*)
- Quality-proof of both survey devices

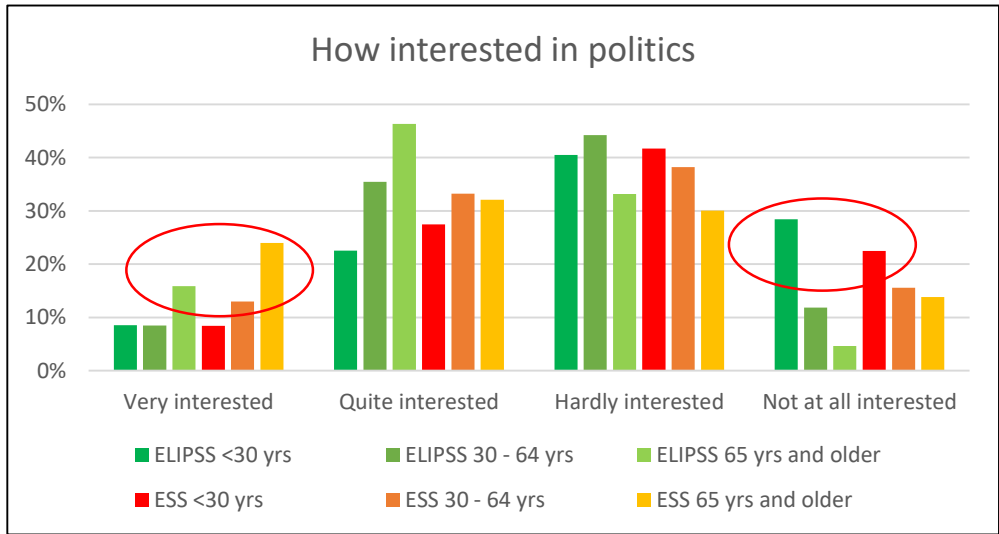
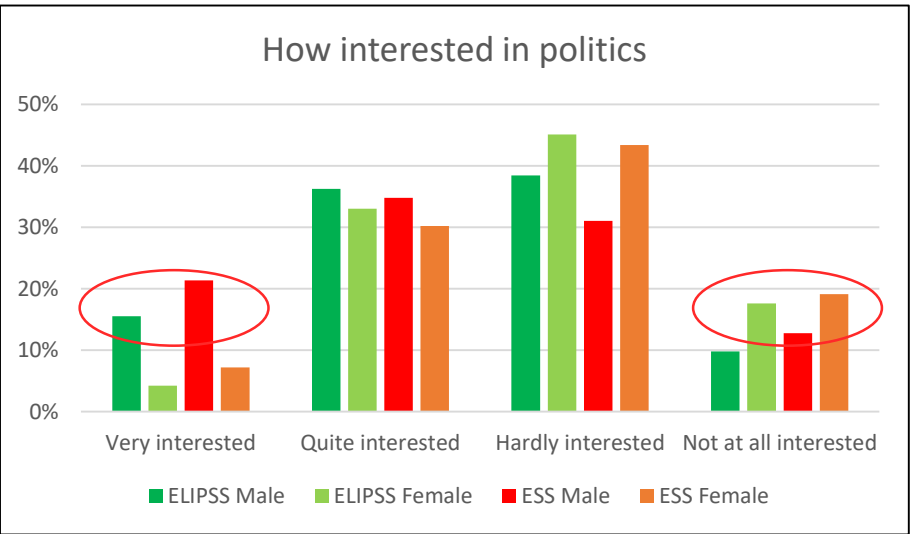


Online: the center is better!

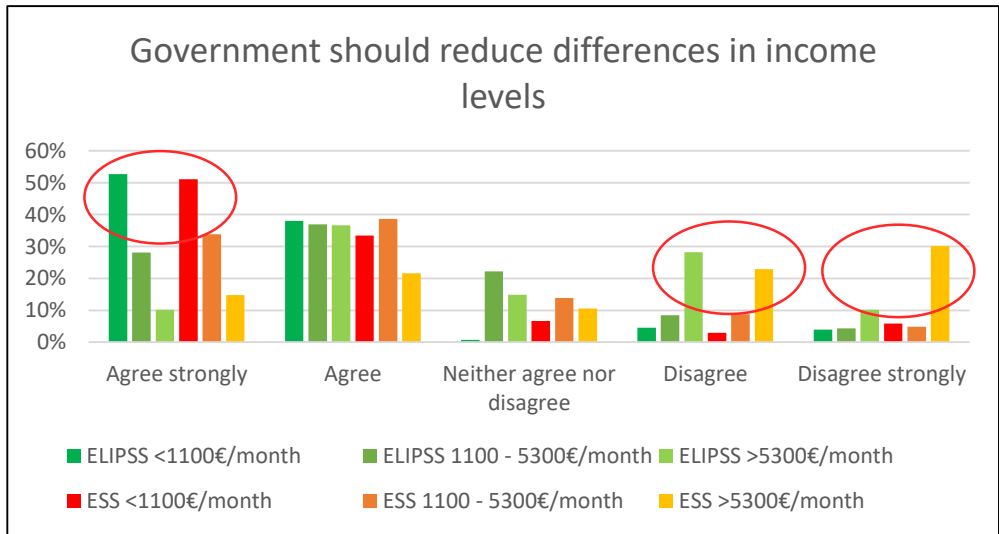
- Extreme responses more frequent in ESS
- Panelists in favor of central response items
- Existing theories to interpret these trends
- Regularity of appearance pleads for a device effect



Beyond devices: broadening our scope

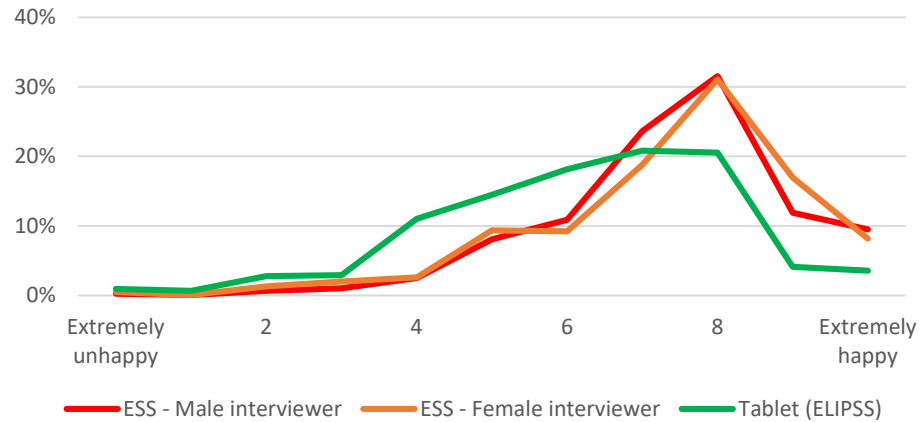


- The survey mode is not the only explanation
- The behavior of population groups should be taken into account:
 - Gender differences and age effect in political interest
 - Differentiated perception of societal issues depending on income level



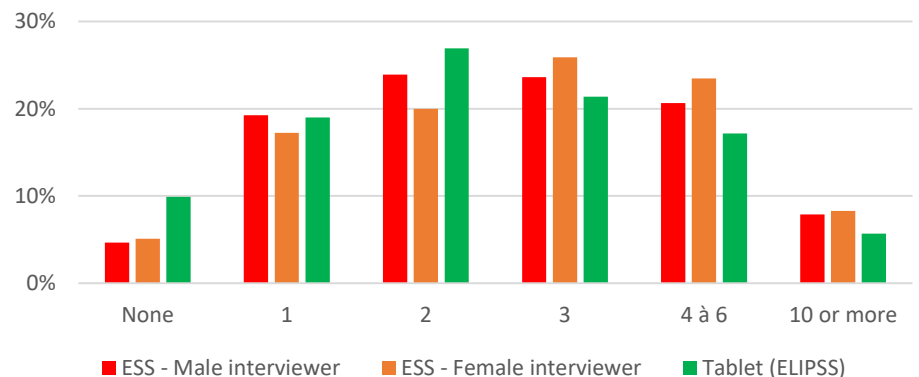
Face-to-Face: trying to look good!

How happy are you



- In face-to-face, respondents give more gratifying answers than online
 - Social desirability bias (*Krosnick, 1991*)
- Willingness to give a good self-image:
 - High level of happiness
 - More sociale relations
 - Stronger confidence in institutions
 - Greater tolerance for immigration and homosexuality

How many people with whom you can discuss intimate and personal matters



- Among the face-to-face responses, there are also differences:
 - According to the interviewer's gender
 - But also the respondent's gender

What's coming next?

- Comparison of two quality surveys:
 - ❖ Very close answers
 - ❖ Low non-response rate
 - ❖ Consistency between related variables

- Each device has specific response behaviors:
 - ❖ Partially related to the survey method
 - ❖ Also explained by other variables

- The interviewer's gender is an interesting lead:
 - ❖ Few studies on the subject so far
 - ❖ Allow to analyse of the interviewer effect
 - ❖ Detailed analysis of non-response
 - ❖ Encouraging preliminary analyzes

Thank you for your attention!

emmanuelle.duwez@sciencespo.fr
simon.lecorgne@sciencespo.fr
malick.nam@sciencespo.fr
mathieu.olivier@sciencespo.fr

More informations about the ELIPSS project:
<http://quanti.dime-shs.sciences-po.fr/>

More informations about the ESS France:
<http://www.europeansocialsurvey.org/about/country/france/>