



**HAL**  
open science

## French electoral surveys data harmonization based on DDI-L foundational constructs

Lucie Marie, Malo Jan

► **To cite this version:**

Lucie Marie, Malo Jan. French electoral surveys data harmonization based on DDI-L foundational constructs. EDDI2022: The 14th Annual European DDI User Conference (EDDI2022), Nov 2022, Paris, France. 10.5281/zenodo.7405370 . hal-03956459

**HAL Id: hal-03956459**

**<https://sciencespo.hal.science/hal-03956459>**

Submitted on 25 Jan 2023

**HAL** is a multi-disciplinary open access archive for the deposit and dissemination of scientific research documents, whether they are published or not. The documents may come from teaching and research institutions in France or abroad, or from public or private research centers.

L'archive ouverte pluridisciplinaire **HAL**, est destinée au dépôt et à la diffusion de documents scientifiques de niveau recherche, publiés ou non, émanant des établissements d'enseignement et de recherche français ou étrangers, des laboratoires publics ou privés.

---

# French electoral surveys data harmonization based on DDI-L foundational constructs

Lucie MARIE

Center for Socio-Political Data (CDSP)

Malo JAN

Center for European Studies and Comparative Politics (CEE)

*EDDI 2022, 14<sup>th</sup> Annual European User Conference*

*December 1, 2022 - Paris*

---

# Agenda

- Context and objectives
- Why and which ontology?
- Curation and harmonization process
- What outputs on Colectica Portal and Designer?
- Conclusion and next steps

---

# Context

## The CDSP dissemination platforms

- Dataverse <https://data.sciencespo.fr/>
  - Extensive resources (DDI-C)
- Colectica <https://explore.cdsp.sciences-po.fr/>
  - Selected longitudinal surveys (DDI-L)



## UpMet (Upscaling metadata for increasing reuse in the social sciences), WP2

- Question and variable bank in DDI-L with Colectica tools
- Main results:
  - 4 waves of the French Political Barometer publicly accessible on the CDSP Colectica Portal
  - French guide to documenting data in DDI-L with Colectica

*Lucie Marie. Guide pour la documentation et la diffusion de données d'enquêtes avec la suite logicielle Colectica. Centre de données socio-politiques (CDSP). 2022. (hal-03845847)*



---

# UpMet feedbacks

## DDI-L documentation:

- Questions, instruments, dataset variables, variable cascade and lineage
- Exploration by study or dataset

## Previous challenges:

- Disharmonized datasets and metadata
- Bottom up process of curation
- No conceptual framework

## Opportunities:

- Building on the knowledges gained on the DDI-L standard
- Using ontology to drive harmonization

---

# Objectives

Integrating the French historical election studies into the CDSP Colectica Portal

- 11 surveys (from 1958 to 2017)
- Approx. 2500 variables
- More than 30 000 respondents

Enhancing accessibility and comparability

- Harmonized data and metadata
- By making available new functionalities
  - Exploring by concept
  - Multilingual metadata (labels, question texts and categories)

---

# A set of rules for electoral surveys interoperability

Schmitt, H. (2021). *The True European Voter - The True European Voter* (1.0.0) [Data set]. GESIS Data Archive. <https://doi.org/10.4232/1.13601>

- 23 european countries involved
- TEV [codebook](#) and database
- Common data harmonization guidelines
- Conceptual tree structure (12 concepts and more than 50 sub-concepts)

## TABLE OF CONTENTS

---

0.	PREFACE A short introduction to the data harmonization and integration strategy applied in the COST Action IS0806
1.	Variables identifying studies and respondents
2.	General background variables
3.	Occupation and class
4.	Political interest and involvement
5.	Party attachment
6.	Sympathy towards parties and their leaders
7.	Left-right positions
8.	Economic and non-economic evaluations
9.	Value dimensions
10.	Valence issues and competence measures
11.	Voting behaviour
12.	Generic and synthetic variables

# Harmonization: metadata extraction

- Metadata extraction from DDI codebook standardised XML files for each survey → ~ 2500 variables

```
<var ID="V307" name="SD41" files="F1" dcml="0" intrvl="discrete">
  <location width="2" RecSegNo="1"/>
  <labl>Religion [Religion of the respondent]</labl>
<qstn>
  <qstnLit>
    Could you tell me what is your religion, if you have one ?
  </qstnLit>
  <ivuInstr>Show the screen - one answer possible only.</ivuInstr>
```



title	variable_name	variable_label	question_text	category_label
French Electoral Study 2017	A5	Agglomeration category (9 modalities)		2000/5000 inhabitants
French Electoral Study 2017	O39	Politicians : - the majority of politicians is	Do you strongly agree, somewhat agree, neither agree	Somewhat agree   Neitl
French Electoral Study 2017	PR14	Assessment [Democracy]	On the whole, are you very satisfied, fairly satisfied, r	Satisfied   Not satisfied
French Electoral Study 2017	S3	Age	What is your age ?	
French Electoral Study 2017	SD41	Religion [Religion of the respondent]	Could you tell me what is your religion, if you have or	Protestant   Jewish   M



---

# Metadata harmonization: concept identification

Harmonization based on DDI Lifecycle constructs and the TEV conceptual tree

## Manual classification of *concepts* and *sub-concepts* according to TEV categories

- Pre-defined concepts and a list of all variables make it easy to connect them, especially by text search
- Limitation 1: TEV categories are not exhaustive → Creation of new concepts/subconcepts
- Limitation 2: TEV categories are generic → Creation of conceptual variables

# Metadata harmonization: concept identification

Extraction from DDI codebook xml files

TEV concepts

New  
conceptual  
variables

TEV  
harmonized  
variables

title	variable_name	variable_label	concept	sub_concept	conceptual_var_label	dataset_varname
French Electoral Study 2017	A5	Agglomeration category (9 n	GENERAL BACKGROUND VARIABLES	URBANIZATION	Objective Size of Town	OURBOB
Enquête post-électorale de l'élection prés	s7b	Agglomération	GENERAL BACKGROUND VARIABLES	URBANIZATION	Objective Size of Town	OURBOB
French Electoral Study 2012	in07	Catégorie d'agglomération	GENERAL BACKGROUND VARIABLES	URBANIZATION	Objective Size of Town	OURBOB
French Electoral Study 2007	tu99	Tranche d'unité urbaine	GENERAL BACKGROUND VARIABLES	URBANIZATION	Objective Size of Town	OURBOB
Panel électoral français 2002 Vague 1	agglo	Agglomération	GENERAL BACKGROUND VARIABLES	URBANIZATION	Objective Size of Town	OURBOB
Panel électoral français 2002 Vague 2	agglo	Agglomération	GENERAL BACKGROUND VARIABLES	URBANIZATION	Objective Size of Town	OURBOB
Panel électoral français 2002 Vague 3	agglo	Agglomération	GENERAL BACKGROUND VARIABLES	URBANIZATION	Objective Size of Town	OURBOB
Enquête post-électorale française 1997	agglo	Agglomération	GENERAL BACKGROUND VARIABLES	URBANIZATION	Objective Size of Town	OURBOB
Enquête post-électorale française 1978	t7	Catégorie d'agglomération	GENERAL BACKGROUND VARIABLES	URBANIZATION	Objective Size of Town	OURBOB
Enquête post-électorale française 1962	agglo	Taille de la localité	GENERAL BACKGROUND VARIABLES	URBANIZATION	Objective Size of Town	OURBOB
Panel électoral français 1958	v193	Taille de la localité de réside	GENERAL BACKGROUND VARIABLES	URBANIZATION	Objective Size of Town	OURBOB

# Data harmonization

French Electoral  
Study 2007

## # s7b: Agglomération

**Information** [Type= discrete] [Format=numeric] [Range= 1-5] [Missing=\*]

**Statistics [NW/ W]** [Valid=2782 /-] [Invalid=0 /-]

Value	Label	Cases	Percentage
1	En zone rurale	699	25.1%
2	Dans une ville de 2000 à moins de 20.000 habitants	483	17.4%
3	Dans une ville de 20.000 à moins de 100.000 habitants	382	13.7%
4	Dans une agglomération de 100.000 habitants et plus, en prov	766	27.5%
5	Dans l'agglomération parisienne	452	16.2%

## # tu99: Tranche d'unité urbaine

**Information** [Type= discrete] [Format=numeric] [Range= 1-10] [Missing=\*/666/777/888]

**Statistics [NW/ W]** [Valid=2000 /-] [Invalid=0 /-]

**Notes** Variable issue du système CATI (Computer Assisted Telephone Interviewing)

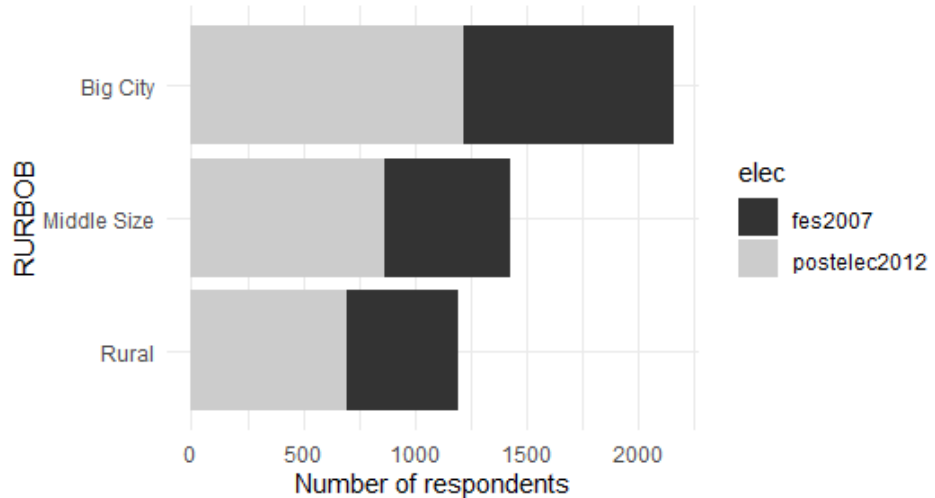
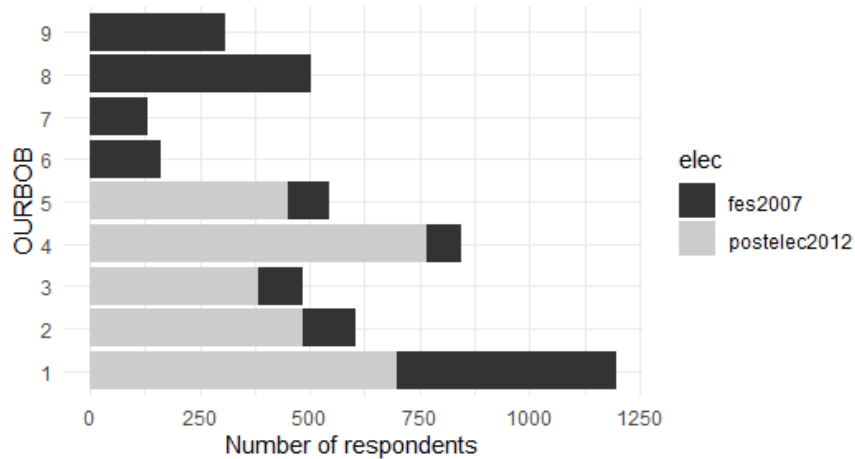
Value	Label	Cases	Percentage
1	Rural	498	24.9%
2	2 à 5000 habitants	123	6.2%
3	5 à 10000 habitants	104	5.2%
4	10 à 20000 habitants	80	4.0%
5	20 à 50000 habitants	92	4.6%
6	50 à 100000 habitants	161	8.0%
7	100 à 200000 habitants	130	6.5%
8	200000 habitants et plus	504	25.2%
9	Agglomération parisienne	308	15.4%

Post-Electoral  
Survey 2012

---

# Data harmonization

- Ex: Objective Size of Town
- OURBOB: original variables combined
- RURBOB: standardized recoded variable



# End-users' perspective: explore by concept...

CDSB Search Explore Basket Help

Variables identifying studies and respondents

General background variables

- Gender
- Age
- Marital status
- Urbanization
- Region
- Ethnicity
- Education
- Denomination
- Church attendance
- Religiosity
- Occupation and class
- Political interest and involvement
- Party attachment
- Sympathy towards parties and their leaders
- Left-right positions
- Economic and non-economic evaluations
- Value dimensions
- Valence issues and competence measures
- Voting behaviour

	postelect1958	tev_fr	postelect2012	fes2017	postelect1962	fes2007	postelect1978	postelect1995	postelect1988	pef2002v2	fes2012	postelect1997
+ Gender	v190	RGENDER	s1	S2	sexe	r10	t102	rs2	sexe	xq101	h1	rs1
+ Age	v191		s2	S3	age	rs03	t101	rs1	r1		sd3a_rec	rs2
+ Respondent's family situation			Rs16				t41	rs3	r3	xq102		rs3a2
+ Respondent's married life				SD5		r21					sd5b	
+ Respondent's conjugal status			OMARRIED RMARRIED	SD6		r21b					sd8	
+ Respondent's matrimonial				SD7		r21c					sd9	
+ Objective size of town	v193	OURBOB RURBOB	s7b	A5	agglo	tu99	t7			agglo	ln07	agglo
+ Subjective size of town		OURBSUB RURBSUB									sd1	
+ Department	v6a	RREGION OREGION		A4	depart		t6	dep		dep	ln06	dep
+ Education level	v189	OEDU1 REDU	Rs8	SD9	q48	rs12	t84	rs6	r8	xq111b	sd10_rec	rs4
+ School leaving age		OEDU2	IRS7					rs7	r9	x111bi		
+ Religion		ODENOM RDENOM	Rs31	SD41		r30	t85	rs21	r28	xq117	sd46	rs12
+ Frequency of religious practice		OCHURCHA RCHURCHA	Rs32	SD40		r31	t86	rs22	r29	xq118	sd44	rs13
+ Sense of religiosity		RRELIG ORELIG				r32					sd45	
+ After the death			Rs33					rs23	q41			



# Conceptual variable page

The screenshot shows the CDSP interface for the 'Gender' conceptual variable. The breadcrumb trail is: French National Election Studies > Enquête post-électorale de l'élection présidentielle 2012 > Gender > RGENDER. The page title is 'Conceptual Variable'.

**Conceptual Variable**

Name: conceptual-variable:ogender  
Label: Gender  
Concept: Gender

Statistics | Code Comparison | Correspondence Tree

postelect1958 - postelect1997

	postelect1958 v190	postelect2012 s1	tev_fr RGENDER	pef2002v3 xq101	postelect62 sexe	postelect1978 t102	pef2002v1 xq101	postelect1995 rs2	postelect1988 sexe	postelect1997 rs1
1 - Male	46.36%	47.12%	52.84%	45.95%	51.19%	48.09%	46.99%	47.50%	47.25%	47.61%
2 - Femme	53.64%	52.88%	47.14%	54.05%	48.81%	51.91%	53.01%	52.50%	52.75%	52.39%
3 - 999			0.01%							

Dataset	Variable	Valid	Invalid	Min	First Quartile	Median	Third Quartile	Max	Mean	StdDev
postelect1958	v190	1650	0	1				2		
postelect2012	s1	2782	0	1				2		
tev_fr	RGENDER	37789	0	1				3		
pef2002v3	xq101	2013	0	1				2		
postelect62	sexe	1512	0	1				2		
postelect1978	t102	4502	5	1				2		
pef2002v1	xq101	4107	0	1				2		
postelect1995	rs2	4078	0	1				2		
postelect1988	sexe	4032	0	1				2		
postelect1997	rs1	3010	0	1				2		

# From metadata management perspective

French Election Studies

- Metadata Packages
  - True European Voter
    - Concept Sets
    - Category Sets
    - Conceptual Components
    - Data Files
    - Conceptual Variable Sets
      - conceptual-variable-set:tev - True European Voter
        - Conceptual Variable Groups
          - conceptual-variable-group:tev-container-group - True European Voter (cv-container group)
            - Conceptual Variable Groups
              - conceptual-variable-group:variables-identifying-studies-and-respondents - Variables identifying studies and respondents
              - conceptual-variable-group:general-background-variables - General background variables
              - conceptual-variable-group:occupation-and-class - Occupation and class
              - conceptual-variable-group:political-identifying-and-involvement - Political interest and involvement
              - conceptual-variable-group:party-attachment - Party attachment
              - conceptual-variable-group:sympathy-towards-parties-and-their-leaders - Sympathy towards parties and their leaders
              - conceptual-variable-group:left-right-positions - Left-right positions
              - conceptual-variable-group:economic-and-non-economic-evaluations - Economic and non-economic evaluations
              - conceptual-variable-group:value-dimensions - Value dimensions
              - conceptual-variable-group:valence-issues-and-competence-measures - Valence issues and competence measures
              - conceptual-variable-group:voting-behaviour - Voting behaviour
              - conceptual-variable-group:generic-and-synthetic-variables - Generic and synthetic variables
      - Represented Variable Sets
        - represented-variable-set:tev - True European Voter (rv-set)
          - Represented Variable Groups
            - represented-variable-group:tev-container-group
              - Represented Variable Groups
                - represented-variable-group:variables-identifying-studies-and-respondents - Variables identifying studies and respondents
                - represented-variable-group:general-background-variables - General background variables
                - represented-variable-group:occupation-and-class - Occupation and class
                - represented-variable-group:political-identifying-and-involvement - Political interest and involvement
                - represented-variable-group:party-attachment - Party attachment
                - represented-variable-group:sympathy-identifying-parties-and-their-leaders - Sympathy towards parties and their leaders

- conceptual-variable-group:tev-container-group - True European Voter (cv-container group)
  - Conceptual Variable Groups
    - conceptual-variable-group:variables-identifying-studies-and-respondents - Variables identifying studies and respondents
    - conceptual-variable-group:general-background-variables - General background variables
      - Conceptual Variable Groups
        - conceptual-variable-group:gender - Gender
        - conceptual-variable-group:age - Age
        - conceptual-variable-group:marital-status - Marital status
        - conceptual-variable-group:urbanization - Urbanization
        - conceptual-variable-group:region - Region
        - conceptual-variable-group:ethnicity - Ethnicity
        - conceptual-variable-group:education - Education
        - conceptual-variable-group:denomination - Denomination
        - conceptual-variable-group:church-attendance - Church attendance
        - conceptual-variable-group:religiosity - Religiosity
  - Concepts



---


# Conclusion

- Relevance of
  - Research team involvement in post-harmonization
  - Conceptual framework in the management of the curation process
- Next steps::
  - Complete curation by building relation and concordance in Colectica
  - Make harmonized and multilingual metadata available on the prod Portal

---

Do you have any questions?

***Merci beaucoup***

 [lucie.marie2@sciencespo.fr](mailto:lucie.marie2@sciencespo.fr)  
[malo.jan@sciencespo.fr](mailto:malo.jan@sciencespo.fr)