



HAL
open science

La féminisation des disciplines universitaires 1985 - 2020 - Annexes à l'étude principale

Alain Chenu, Angela Greulich, Yannick Savina, Jérôme Tourbeaux

► To cite this version:

Alain Chenu, Angela Greulich, Yannick Savina, Jérôme Tourbeaux. La féminisation des disciplines universitaires 1985 - 2020 - Annexes à l'étude principale. 2024. hal-04659978v2

HAL Id: hal-04659978

<https://sciencespo.hal.science/hal-04659978v2>

Preprint submitted on 23 Jul 2024

HAL is a multi-disciplinary open access archive for the deposit and dissemination of scientific research documents, whether they are published or not. The documents may come from teaching and research institutions in France or abroad, or from public or private research centers.

L'archive ouverte pluridisciplinaire **HAL**, est destinée au dépôt et à la diffusion de documents scientifiques de niveau recherche, publiés ou non, émanant des établissements d'enseignement et de recherche français ou étrangers, des laboratoires publics ou privés.



Distributed under a Creative Commons Attribution 4.0 International License

La féminisation des disciplines universitaires 1985-2020

ANNEXES

Alain CHENU

Professeur émérite, Sciences Po - CRIS

Angela GREULICH

Professeure des universités, Sciences Po - CRIS et Institut Universitaire de France

Yannick SAVINA

Ingénieur statisticien, CNRS, Sciences Po – CRIS

Jérôme TOURBEAUX

IGÉSR - Ministère de l'Éducation nationale et de la Jeunesse, de l'Enseignement supérieur et de la Recherche, et des Sports

Document principal accessible à cette adresse : <https://sciencespo.hal.science/hal-04659921>

Liste des annexes

Annexe 1 : Liste des sections du Conseil national des universités (CNU)	3
Annexe 2 : Évolution des effectifs universitaires par groupe disciplinaire depuis 1985 selon le corps et le sexe.....	5
Annexe 2-bis : Évolution des effectifs universitaires par groupe disciplinaire depuis 1985 selon le corps et le sexe (base 1 ; échelle logarithmique)	7
Annexe 3 : Indicateurs relatifs à la composition par corps et par sexe des sections du CNU en 1985, 2000 et 2020	9
Annexe 4 : Évolution des effectifs universitaires des sections du CNU depuis 1985 au sein des groupes disciplinaires.....	11
Annexe 4-bis : Évolution des effectifs universitaires des sections du CNU depuis 1985 au sein des groupes disciplinaires (base 1 ; échelle logarithmique).....	13
Annexe 5 : Évolution des effectifs universitaires des sections du CNU depuis 1985 selon le corps et le sexe	15
Annexe 5-bis : Évolution des effectifs universitaires des sections du CNU depuis 1985 selon le corps et le sexe (base 1 ; échelle logarithmique)	22
Annexe 6 : Évolution de la proportion de femmes des sections du CNU depuis 1985 selon le corps .	29
Annexe 6-bis : Évolution de la proportion de femmes des sections du CNU depuis 1985 selon le corps (base 1 ; échelle logarithmique)	36
Annexe 7 : Évolution de la proportion de professeurs des sections du CNU depuis 1985 selon le sexe	43
Annexe 7-bis : Évolution de la proportion de professeurs des sections du CNU depuis 1985 selon le sexe (base 1 ; échelle logarithmique)	50
Annexe 8 : Évolution des <i>odds ratio</i> des sections du CNU depuis 1985 au sein des groupes disciplinaires.....	57
Annexe 8-bis : Évolution des <i>odds ratio</i> des sections du CNU depuis 1985 au sein des groupes disciplinaires (base 1 ; échelle logarithmique).....	59
Annexe 9 : Comparaison de l'évolution des différents indicateurs des sections du CNU depuis 1985 (base 1 ; échelle logarithmique)	61
Annexe 10 : Taux d'évolution de l' <i>odds ratio</i> , de l' <i>odds</i> des professeurs selon le sexe et de l' <i>odds</i> des femmes selon le corps des sections du CNU entre 1985 et 2020	68

Annexe 1 : Liste des sections du Conseil national des universités (CNU)

Grande discipline	Section du CNU
Droit-Économie-Gestion	Droit et science politique
	01 - Droit privé et sciences criminelles
	02 - Droit public
	03 - Histoire du droit et des institutions
	04 - Science politique
	Sciences économiques et de gestion
Lettres-Sciences humaines	Langues et littératures
	07 - Sciences du langage
	08 - Langues et littératures anciennes
	09 - Langue et littérature françaises
	10 - Littératures comparées
	11 - Études anglophones
	12 - Études germaniques et scandinaves
	13 - Études slaves
	14 - Études romanes
	15 - Langues, littératures et cultures d'autres aires linguistiques
	Sciences humaines
	16 - Psychologie
	17 - Philosophie
	18 - Architecture (théories et pratiques) et arts
	19 - Sociologie, démographie
20 - Ethnologie, préhistoire, anthropologie biologique	
21 - Histoire (mondes anciens et médiévaux)	
22 - Histoire (mondes modernes/contemporain)	
23 - Géographie physique, humaine, économique et régionale	
24 - Aménagement de l'espace, urbanisme	
Sciences-Techniques	Interdisciplinaire
	70 - Sciences de l'éducation et de la formation
	71 - Sciences de l'information et de la communication
	72 - Epistémologie, histoire des sciences et des techniques
	73 - Cultures et langues régionales
	74 - Sciences et techniques des activités physiques et sportives
Mathématiques et informatique	
25 - Mathématiques	
26 - Mathématiques appliquées	
27 - Informatique	

Physique

28 - Milieux denses et matériaux

29 - Constituants élémentaires

30 - Milieux dilués et optique

Chimie

31 - Chimie théorique, physique, analytique

32 - Chimie organique, minérale, industrielle

33 - Chimie des matériaux

Sciences de la terre

34 - Astronomie, astrophysique

35 - Structure et évolution de la terre et des autres planètes

36 - Terre solide

37 – Météorologie et océanographie

Sciences de l'ingénieur

60 - Mécanique, génie mécanique, génie civil

61 - Génie informatique, automatique et traitement du signal

62 - Energétique, génie des procédés

63 - Génie électrique, électronique, photonique et systèmes

Biologie et biochimie

64 - Biochimie et biologie moléculaire

65 - Biologie cellulaire

66 - Physiologie

67 - Biologie des populations et écologie

68 - Biologie des organismes

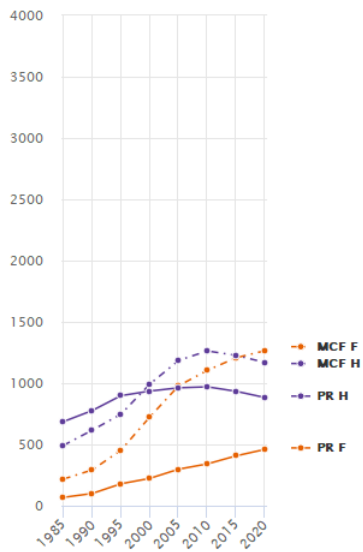
69 - Neurosciences

Note : les sections du CNU 72 (Épistémologie) et 73 (Cultures et langues régionales), ainsi que celles du groupe de la Théologie (76 - Théologie catholique et 77 - Théologie protestante), n'entrent pas dans le champ de l'étude en raison de leur faible effectif.

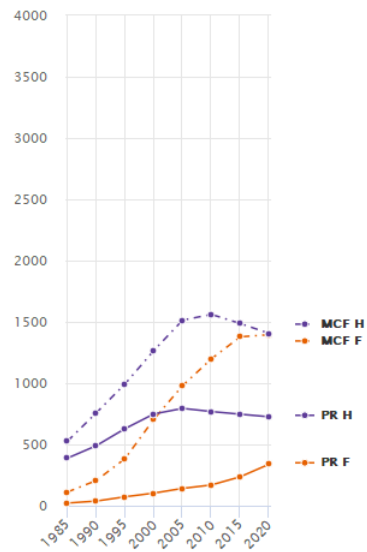
Annexe 2 : Évolution des effectifs universitaires par groupe disciplinaire depuis 1985 selon le corps et le sexe

A2-1 – Droit-Économie-Gestion

Droit et science politique

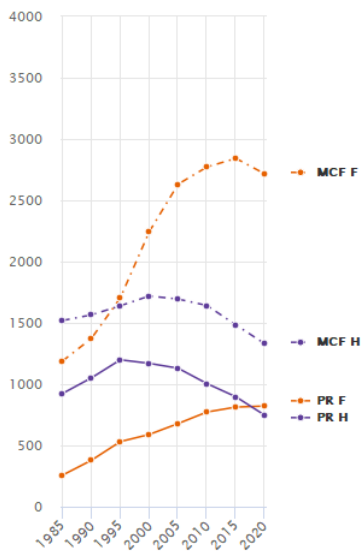


Sciences économiques et de gestion

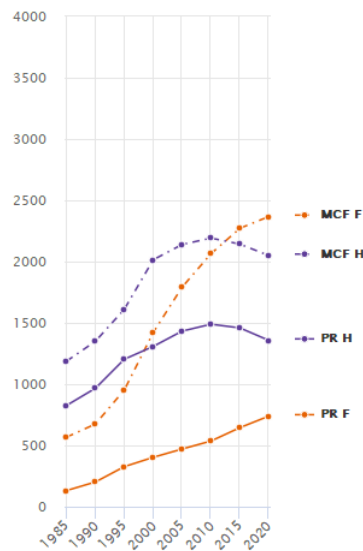


A2-2 – Lettres-Sciences humaines

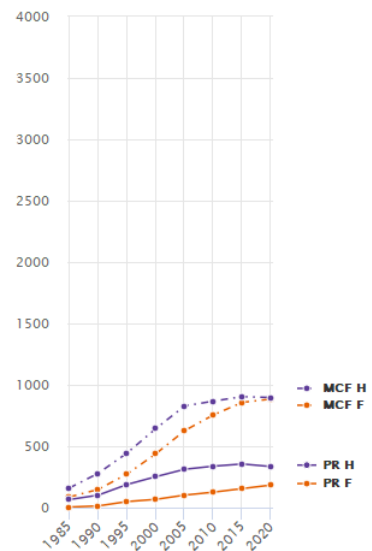
Langues et littératures



Sciences humaines

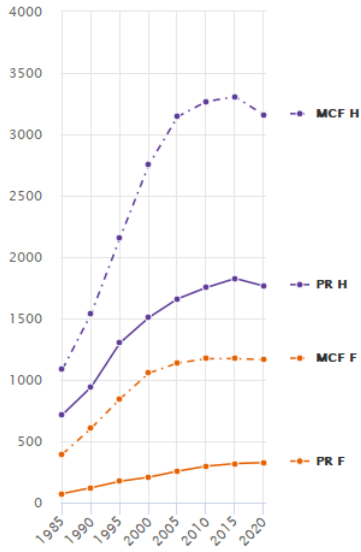


Groupe interdisciplinaire

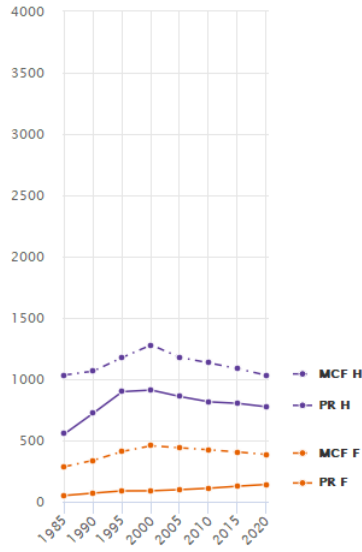


A2-3 – Sciences-Techniques

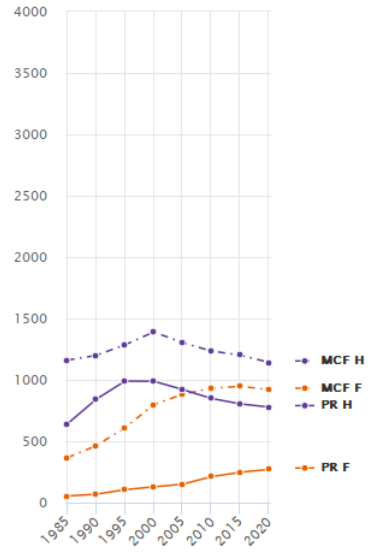
Mathématiques et informatique



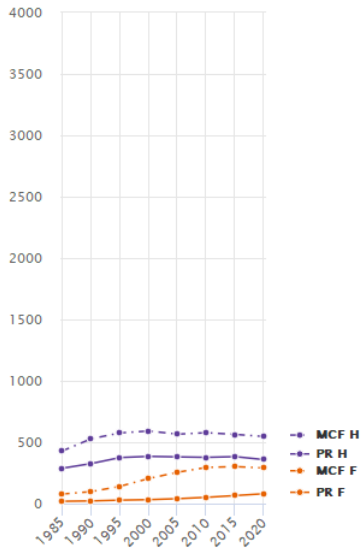
Physique



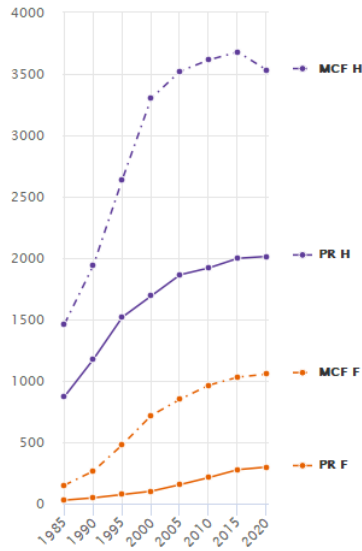
Chimie



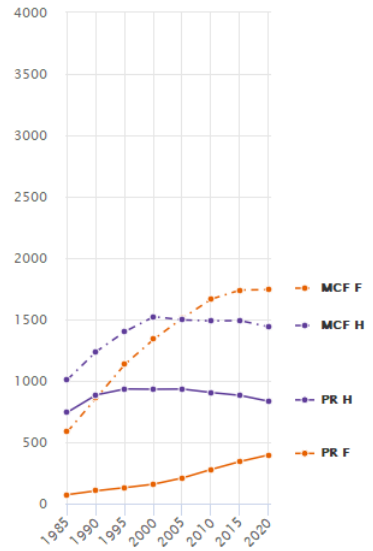
Sciences de la terre



Sciences de l'ingénieur



Biologie et biochimie



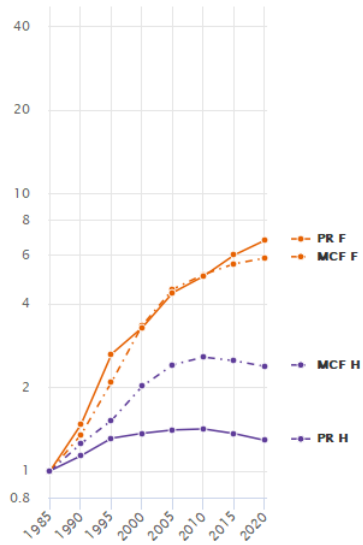
Source : MESR DGRH A1-1

Note : MCF = maître de conférences ; PR = professeur des universités ; F = femme ; H = homme.

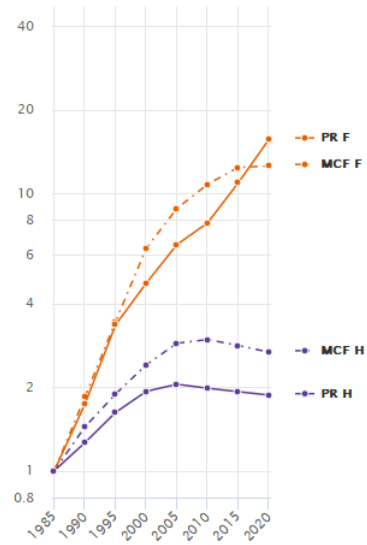
Annexe 2-bis : Évolution des effectifs universitaires par groupe disciplinaire depuis 1985 selon le corps et le sexe (base 1 ; échelle logarithmique)

A2-bis-1 – Droit-Économie-Gestion

Droit et science politique

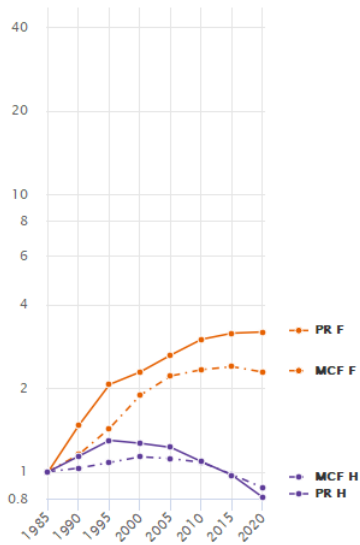


Sciences économiques et de gestion

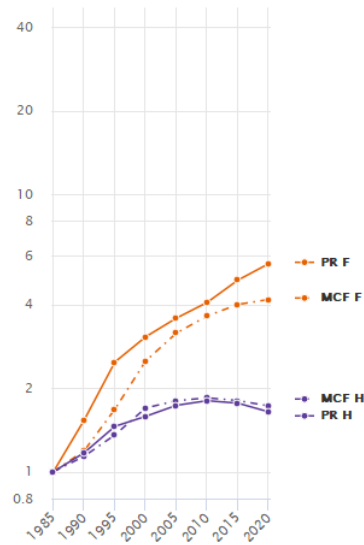


A2-bis-2 – Lettres-Sciences humaines

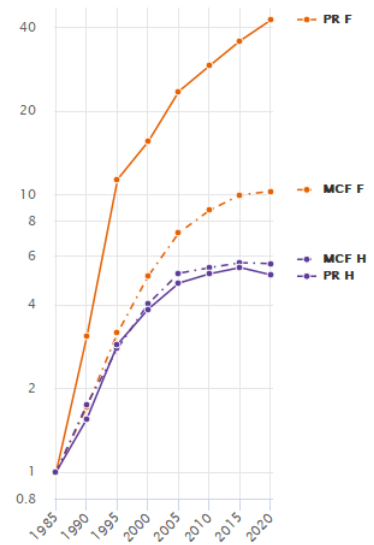
Langues et littératures



Sciences humaines

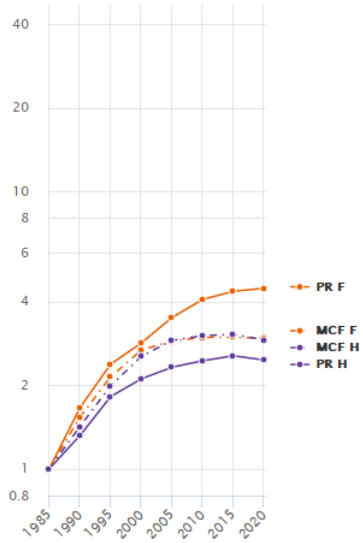


Groupe interdisciplinaire

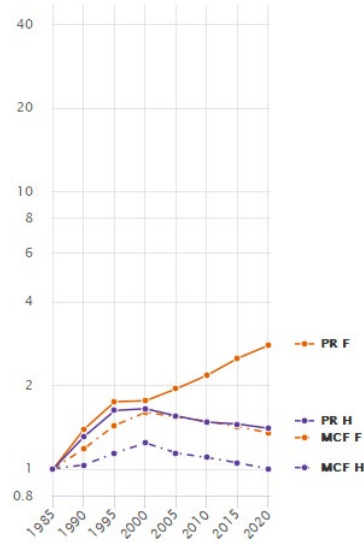


A2-bis-3 – Sciences-Techniques

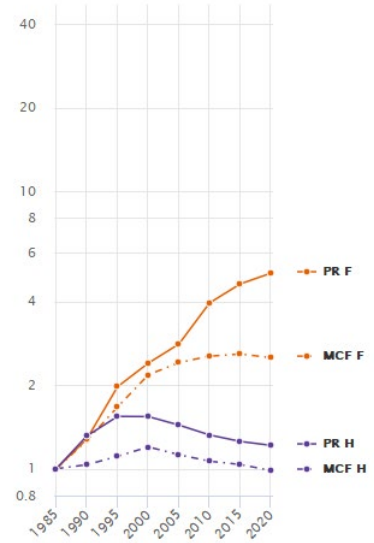
Mathématiques et informatique



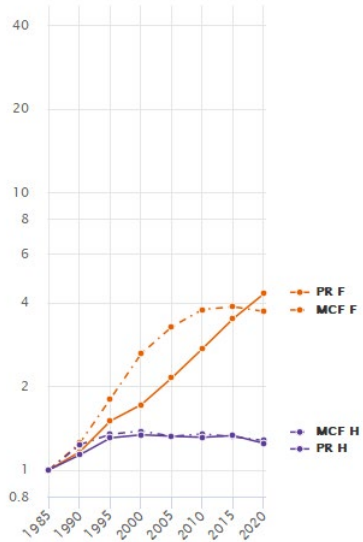
Physique



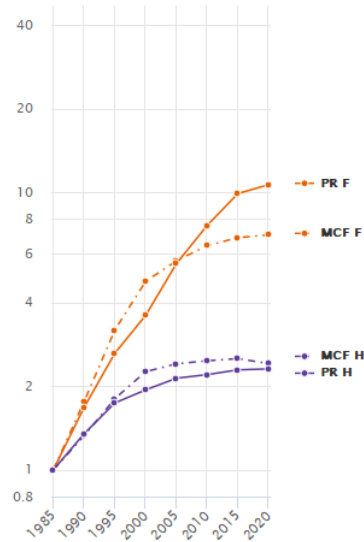
Chimie



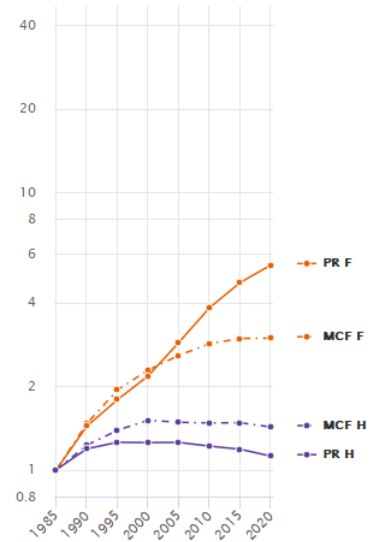
Sciences de la terre



Sciences de l'ingénieur



Biologie et biochimie



Source : MESR DGRH A1-1

Note : MCF = maître de conférences ; PR = professeur des universités ; F = femme ; H = homme.

Annexe 3 : Indicateurs relatifs à la composition par corps et par sexe des sections du CNU en 1985, 2000 et 2020

Section du CNU	1985					2000					2020				
	% de PR parmi les Femmes	% de PR parmi les Hommes	% de Femmes parmi les MCF	% de Femmes parmi les PR	odds ratio	% de PR parmi les Femmes	% de PR parmi les Hommes	% de Femmes parmi les MCF	% de Femmes parmi les PR	odds ratio	% de PR parmi les Femmes	% de PR parmi les Hommes	% de Femmes parmi les MCF	% de Femmes parmi les PR	odds ratio
	01	21,75	60,39	42,17	11,73	0,18	22,97	46,99	51,29	26,15	0,34	25,88	41,41	57,41	39,97
02	23,24	56,30	19,06	5,24	0,24	24,23	48,95	34,45	14,91	0,33	29,19	44,92	48,46	32,21	0,51
03	30,00	62,94	36,70	12,77	0,25	30,47	51,64	37,94	20,06	0,41	26,07	50,70	45,59	22,32	0,34
04	31,58	51,64	12,81	5,97	0,43	15,76	49,54	29,89	7,51	0,19	22,43	37,91	41,65	25,26	0,47
05	23,08	47,79	16,90	6,25	0,33	16,39	40,90	33,35	12,42	0,28	22,13	38,28	43,38	25,99	0,46
06	6,67	33,75	18,18	3,02	0,14	8,75	31,83	38,52	11,40	0,21	17,93	29,71	54,43	38,17	0,52
07	22,45	39,86	45,90	27,04	0,44	20,69	44,28	58,32	31,48	0,33	25,81	40,03	70,83	55,86	0,52
08	20,16	39,63	39,23	19,89	0,38	27,94	47,10	52,53	32,52	0,44	28,22	41,85	62,90	48,08	0,55
09	22,44	43,36	40,18	20,24	0,38	26,21	48,16	55,11	31,94	0,38	28,08	44,92	67,67	50,05	0,48
10	7,33	41,07	51,75	10,85	0,11	23,15	42,98	54,01	31,94	0,40	31,76	53,28	71,99	51,20	0,41
11	17,29	31,45	45,57	27,62	0,46	18,17	34,35	58,35	37,29	0,42	21,23	28,63	67,47	58,23	0,67
12	11,74	34,68	42,06	15,38	0,25	15,71	39,14	58,50	29,00	0,29	17,48	35,97	70,15	46,99	0,38
13	11,54	43,27	53,91	16,67	0,17	18,97	41,18	61,04	34,38	0,33	19,41	35,46	67,73	47,92	0,44
14	15,16	36,20	44,76	20,33	0,31	20,42	38,57	58,77	36,81	0,41	21,07	30,87	67,80	55,73	0,60
15	30,48	48,74	41,71	24,81	0,46	21,63	33,97	42,27	28,21	0,54	19,20	34,76	54,08	34,43	0,45
16	13,77	34,19	39,93	16,96	0,31	14,72	34,24	54,19	28,17	0,33	23,31	38,24	64,72	47,38	0,49
17	26,63	48,90	28,13	12,93	0,38	51,69	42,84	20,47	26,87	1,43	32,16	44,95	38,85	26,95	0,58
18	11,76	26,60	33,48	15,63	0,37	21,20	29,64	34,69	25,32	0,64	20,42	34,69	52,81	35,10	0,48
19	13,33	30,56	28,80	12,39	0,35	18,88	33,53	38,96	22,74	0,46	20,22	35,83	56,25	36,85	0,45
20	8,96	44,77	39,10	7,23	0,12	22,88	46,01	34,08	15,25	0,35	22,73	44,88	60,43	35,55	0,36
21	18,81	51,81	45,94	15,48	0,22	29,23	45,70	49,35	32,34	0,49	27,41	41,95	52,16	36,29	0,52
22	21,37	42,24	28,76	13,04	0,37	25,74	43,34	37,82	21,61	0,45	26,59	44,15	48,34	30,00	0,46
23	25,58	40,35	23,88	13,75	0,51	20,26	38,68	33,40	16,80	0,40	21,53	37,45	44,61	26,96	0,46

24	19,23	39,34	22,11	9,43	0,37	11,88	52,21	43,38	8,64	0,12	27,90	43,79	52,10	35,07	0,50
25	22,04	44,32	27,36	11,79	0,36	16,24	42,38	22,86	7,24	0,26	17,32	41,26	18,73	6,43	0,30
26	12,80	38,50	27,37	8,12	0,23	17,67	37,37	29,99	13,35	0,36	21,01	40,90	34,05	16,55	0,38
27	10,22	35,55	25,21	6,51	0,21	15,66	29,06	28,91	15,57	0,45	23,39	30,95	26,24	19,51	0,68
28	17,34	33,11	18,76	8,91	0,42	15,82	41,50	27,07	8,95	0,26	24,47	41,84	31,34	17,05	0,45
29	25,69	41,24	15,57	8,33	0,49	19,21	46,62	17,72	5,54	0,27	27,91	47,40	23,48	11,65	0,43
30	8,40	33,52	30,33	7,33	0,18	16,20	38,14	29,43	11,56	0,31	33,43	42,07	19,98	14,73	0,69
31	13,53	33,77	27,18	10,28	0,31	15,48	41,96	36,22	12,58	0,25	21,49	40,11	43,74	24,12	0,41
32	14,22	34,17	23,01	8,71	0,32	12,00	39,32	36,28	10,70	0,21	22,05	38,44	45,29	27,27	0,45
33	6,64	41,14	21,86	2,77	0,10	15,57	45,52	37,14	11,54	0,22	24,90	43,75	44,67	25,61	0,43
34	18,28	45,81	40,86	15,45	0,26	33,91	40,98	28,25	22,54	0,74	37,04	41,36	20,24	17,47	0,83
35	23,08	46,41	9,03	3,32	0,35	7,19	44,38	29,93	3,98	0,10	22,32	40,28	36,38	19,59	0,43
36	16,22	36,58	12,48	4,57	0,34	4,83	34,97	20,65	2,40	0,09	14,16	39,88	38,35	13,40	0,25
37	26,47	27,38	17,01	16,36	0,95	24,77	37,32	27,15	17,09	0,55	25,54	35,14	35,31	25,68	0,63
60	22,60	39,19	10,57	5,08	0,45	13,80	33,33	16,03	5,76	0,32	18,56	36,22	21,90	10,12	0,40
61	15,52	33,85	5,66	2,11	0,36	10,39	29,29	15,38	4,84	0,28	19,63	34,34	20,69	10,86	0,47
62	14,55	40,35	9,86	2,68	0,25	12,63	38,69	26,76	7,72	0,23	27,34	39,39	34,33	23,23	0,58
63	10,00	35,90	9,90	2,13	0,20	11,88	35,72	17,04	4,75	0,24	23,63	36,82	19,95	11,69	0,53
64	5,03	48,95	38,42	3,33	0,06	10,74	40,53	48,17	14,10	0,18	16,51	36,95	54,36	28,67	0,34
65	16,71	47,15	44,16	15,09	0,22	11,23	40,89	55,52	18,58	0,18	20,63	35,51	59,30	40,75	0,47
66	11,27	43,18	43,83	11,54	0,17	10,12	39,20	49,64	14,69	0,17	15,82	36,07	54,30	28,35	0,33
67	9,13	34,69	23,60	5,52	0,19	11,50	32,89	35,75	12,85	0,27	19,46	34,19	49,17	31,03	0,47
68	11,25	35,45	32,28	9,92	0,23	8,77	34,18	39,26	10,69	0,19	18,78	42,27	55,25	28,04	0,32
69	7,37	48,23	30,03	3,54	0,09	10,23	37,59	45,55	13,67	0,19	21,01	37,15	54,23	34,77	0,45
70	8,67	31,53	36,24	10,48	0,21	17,27	31,44	43,31	25,81	0,46	19,95	31,53	57,19	41,95	0,54
71	0,00	28,79	39,40	0,00	0,00	12,00	29,63	45,71	21,43	0,32	17,33	26,78	56,95	43,11	0,57
74	0,00	16,67	5,17	0,00	0,00	9,19	23,47	31,74	13,31	0,33	13,42	24,85	36,97	21,56	0,47

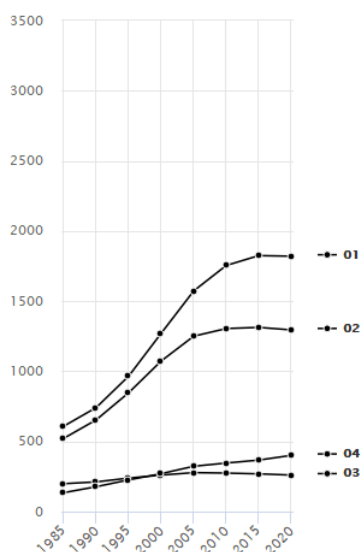
Source : MESR DGRH A1-1

Note : MCF = maître de conférences ; PR = professeur des universités.

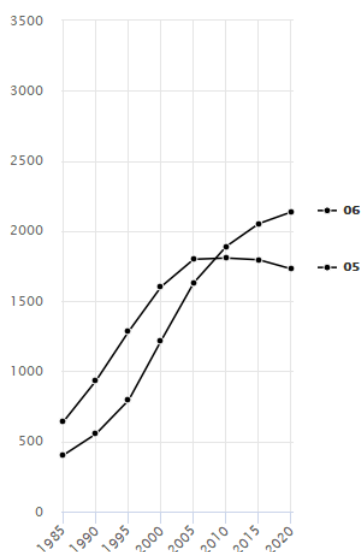
Annexe 4 : Évolution des effectifs universitaires des sections du CNU depuis 1985 au sein des groupes disciplinaires

A4-1 – Droit-Économie-Gestion

Droit et science politique

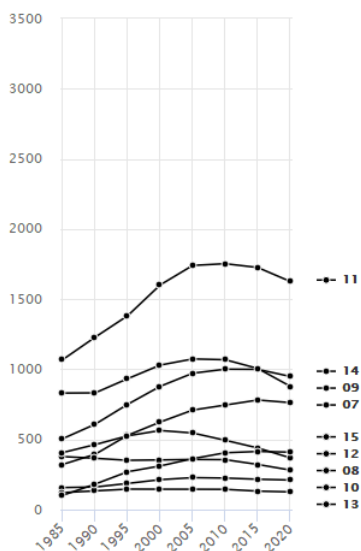


Sciences économiques et de gestion

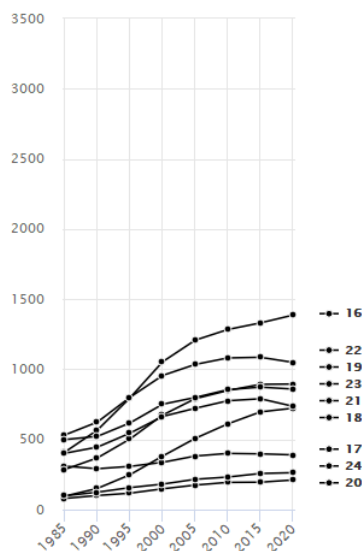


A4-2– Lettres-Sciences humaines

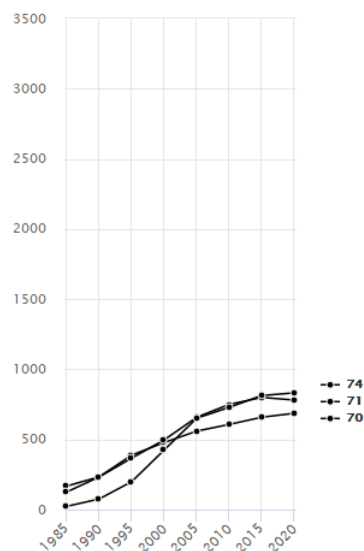
Langues et littératures



Sciences humaines

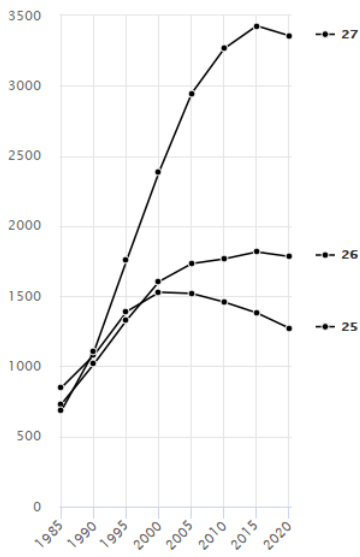


Groupe interdisciplinaire

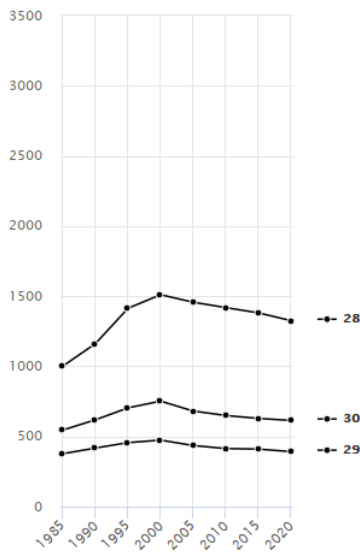


A4-3 – Sciences-Techniques

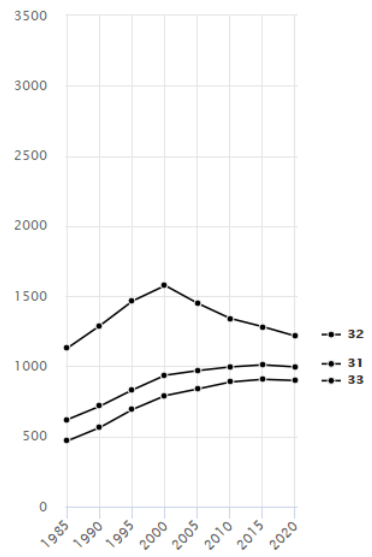
Mathématiques et informatique



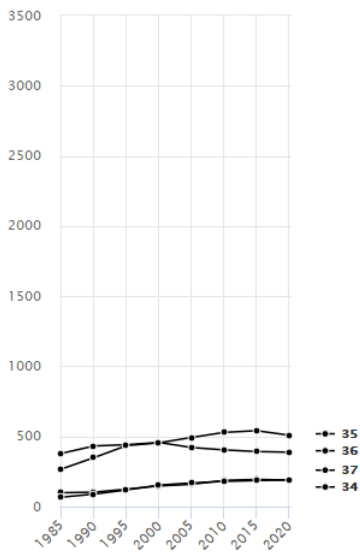
Physique



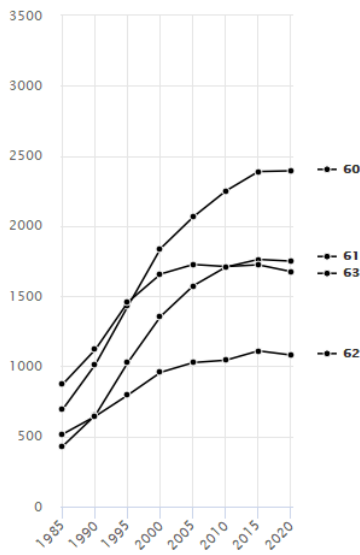
Chimie



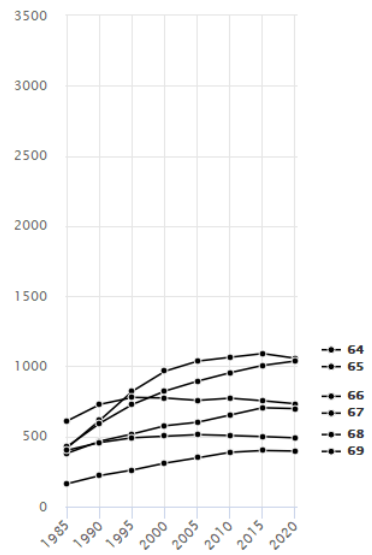
Sciences de la terre



Sciences de l'ingénieur



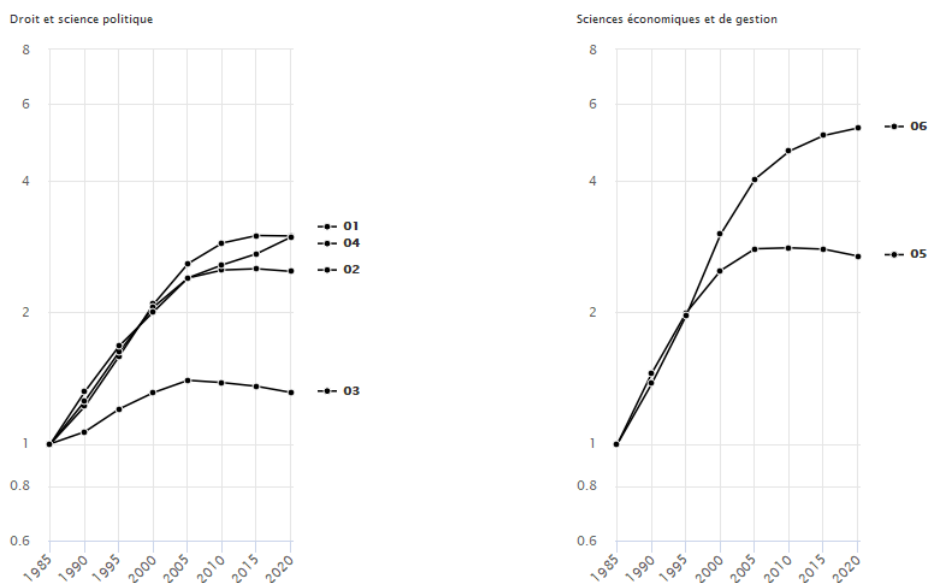
Biologie et biochimie



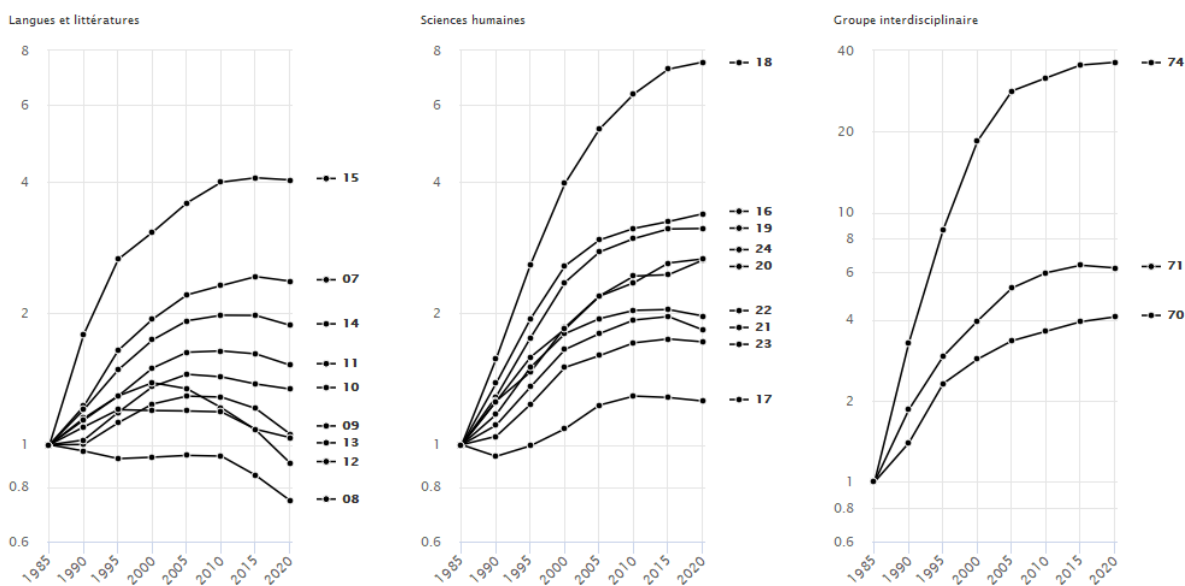
Source : MESR DGRH A1-1

Annexe 4-bis : Évolution des effectifs universitaires des sections du CNU depuis 1985 au sein des groupes disciplinaires (base 1 ; échelle logarithmique)

A4-bis-1 – Droit-Économie-Gestion

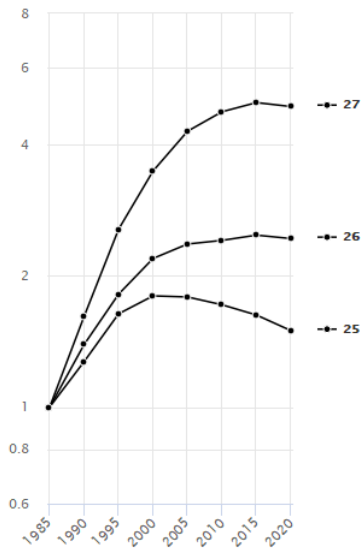


A4-bis-2 – Lettres-Sciences humaines

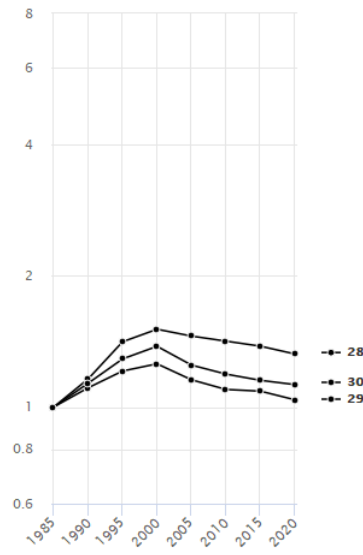


A4-bis-3 – Sciences-Techniques

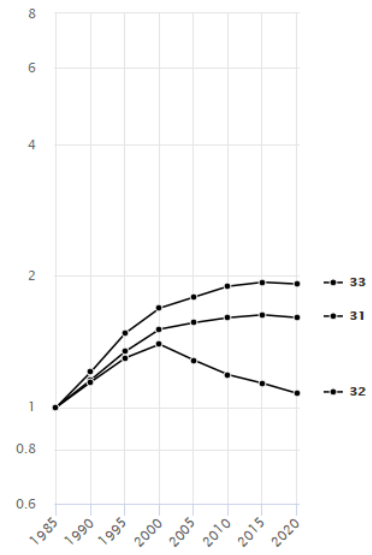
Mathématiques et informatique



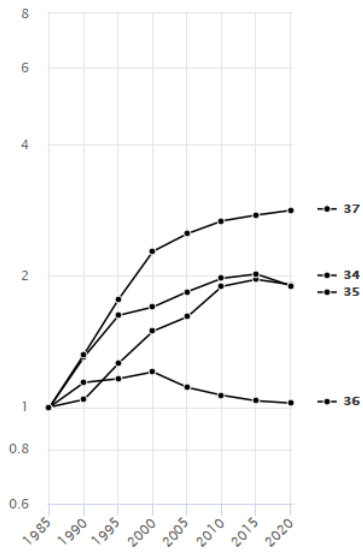
Physique



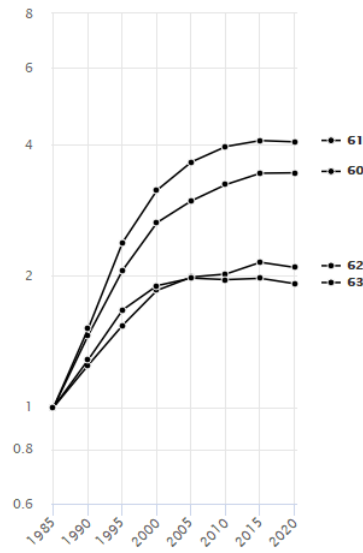
Chimie



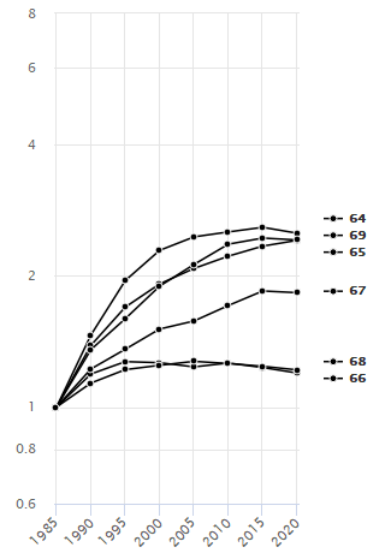
Sciences de la terre



Sciences de l'ingénieur



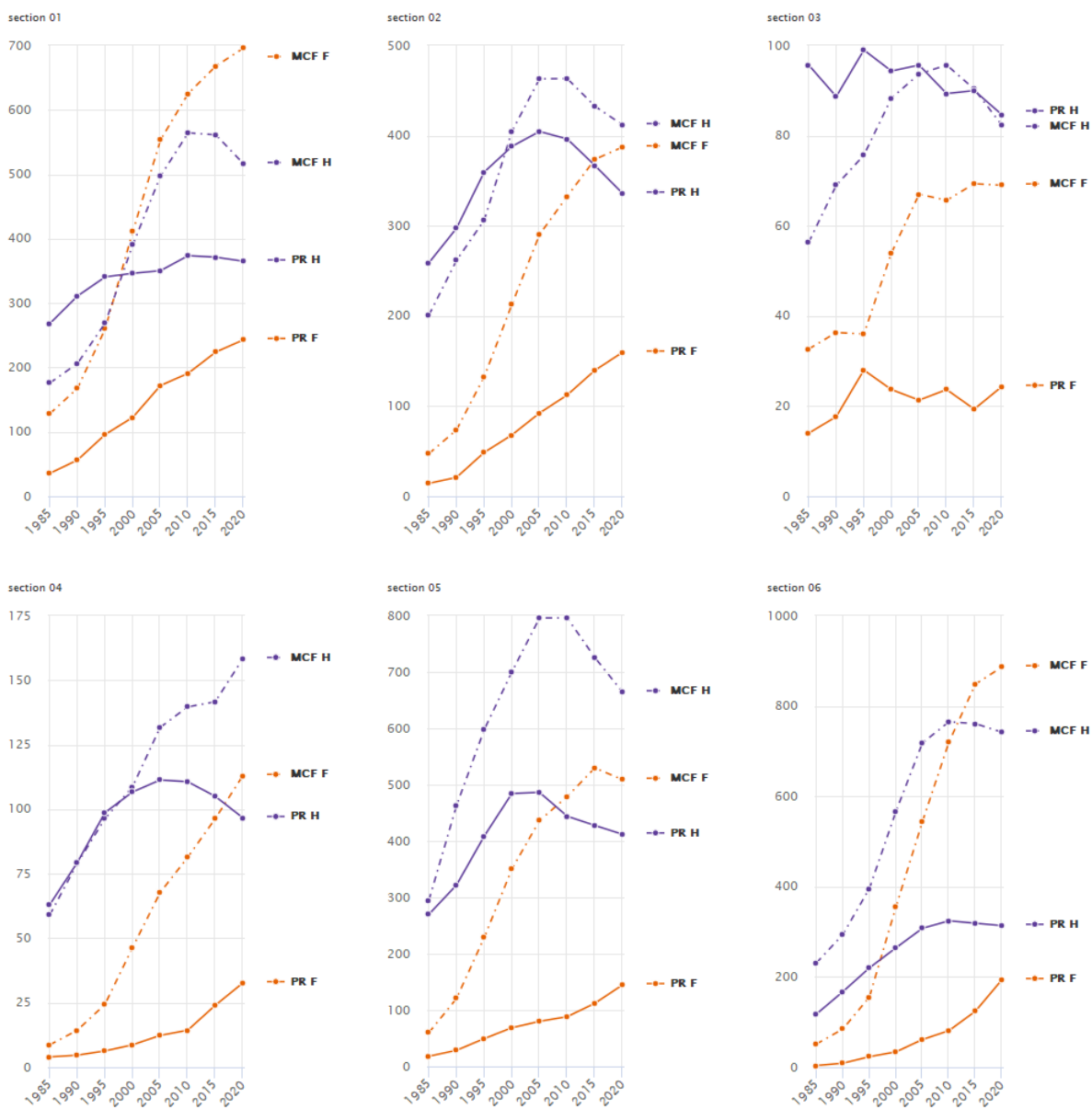
Biologie et biochimie



Source : MESR DGRH A1-1

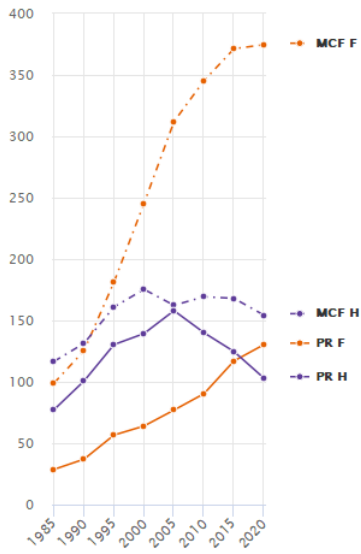
Annexe 5 : Évolution des effectifs universitaires des sections du CNU depuis 1985 selon le corps et le sexe

A5-1 – Droit-Économie-Gestion

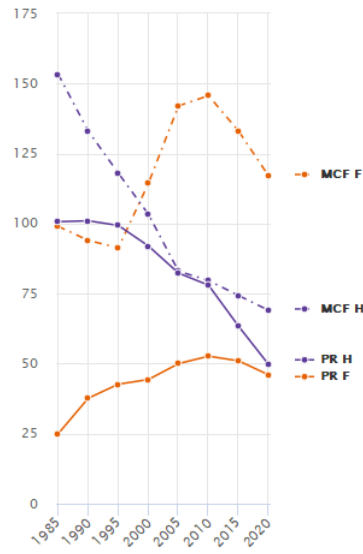


A5-2- Lettres-Sciences humaines

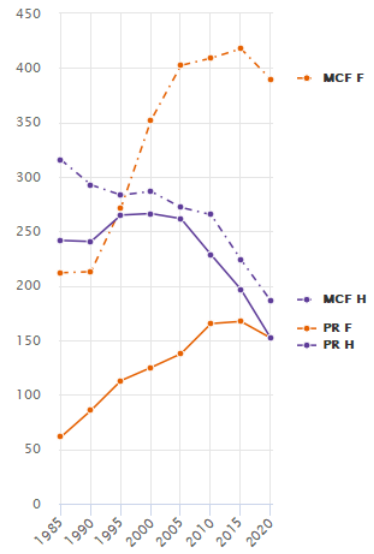
section 07



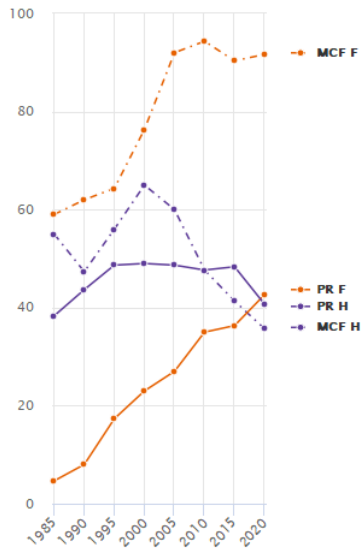
section 08



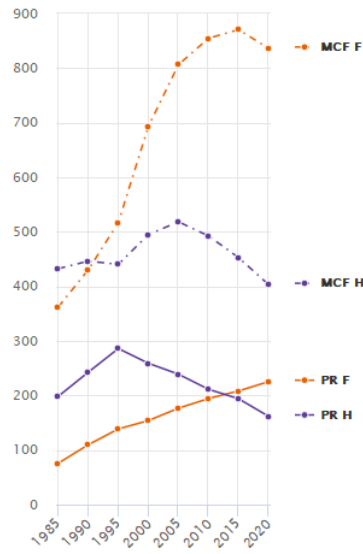
section 09



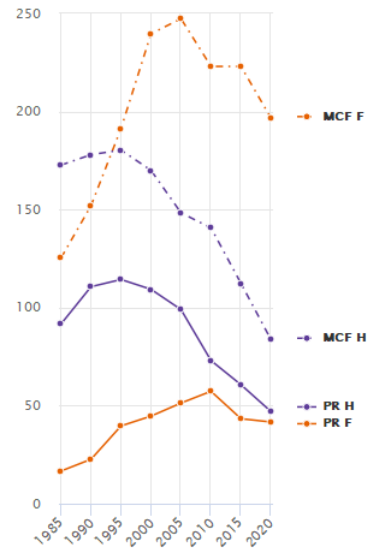
section 10



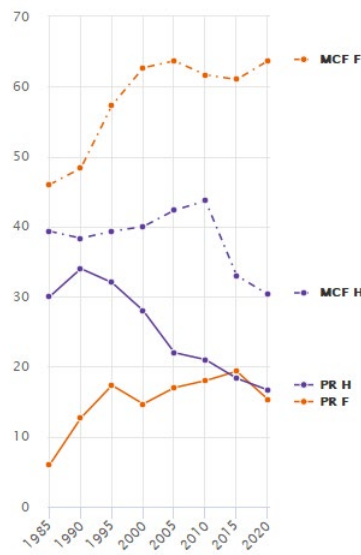
section 11



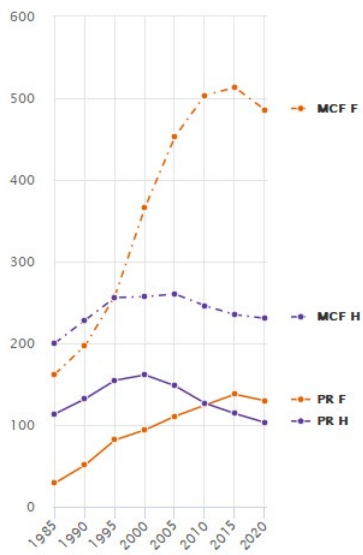
section 12



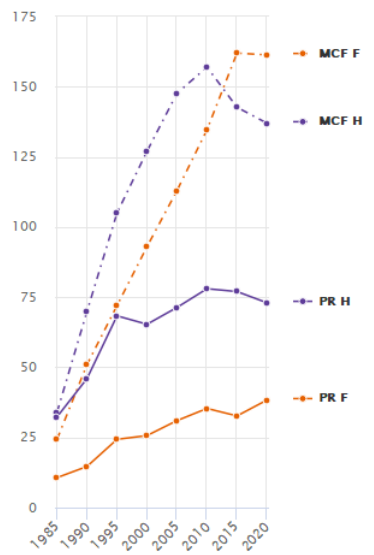
section 13

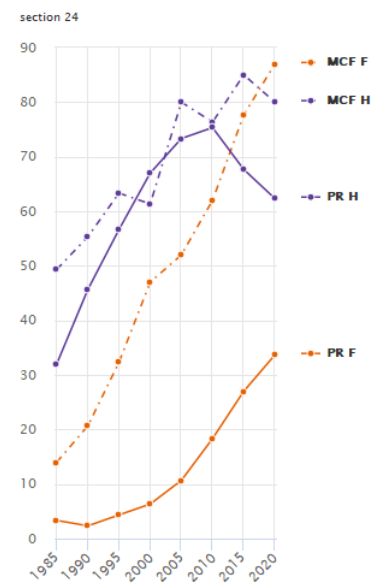
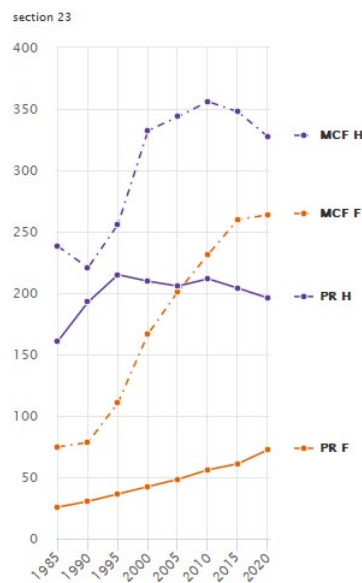
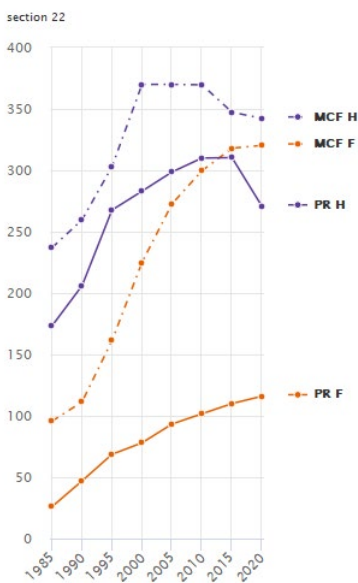
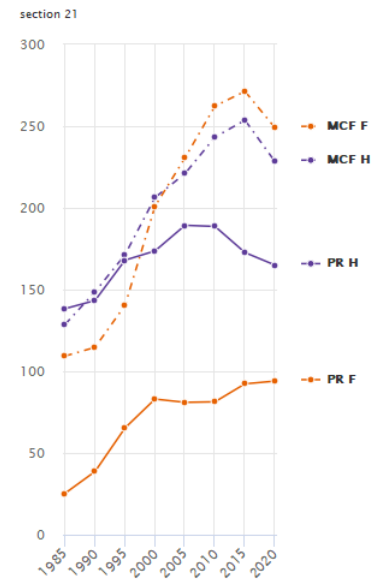
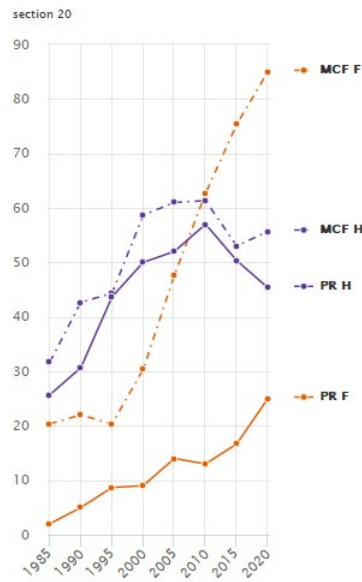
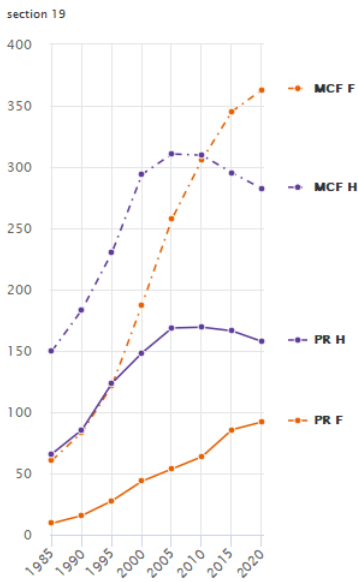
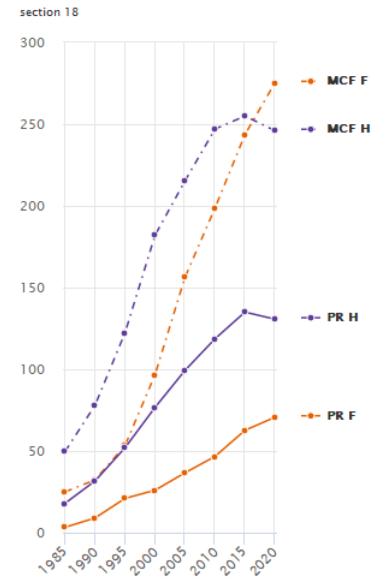
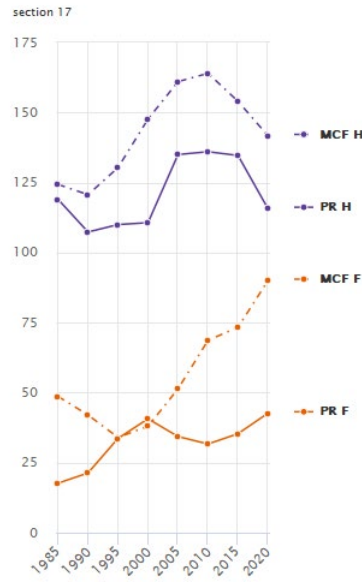
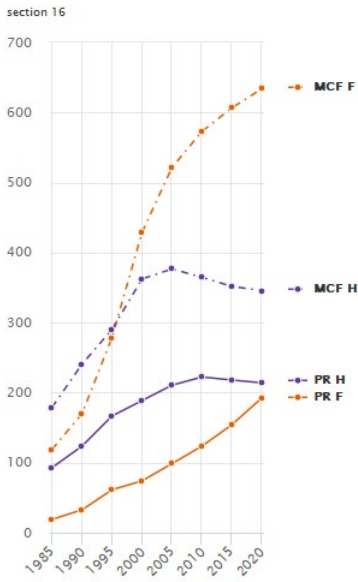


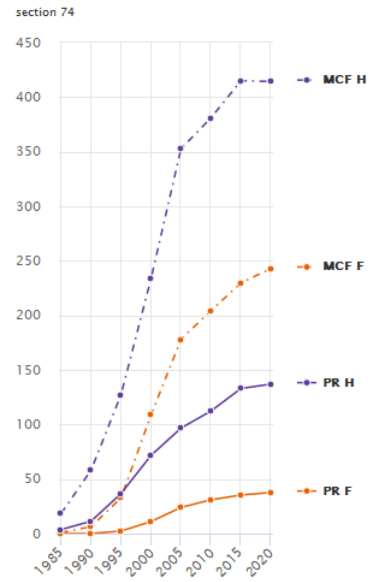
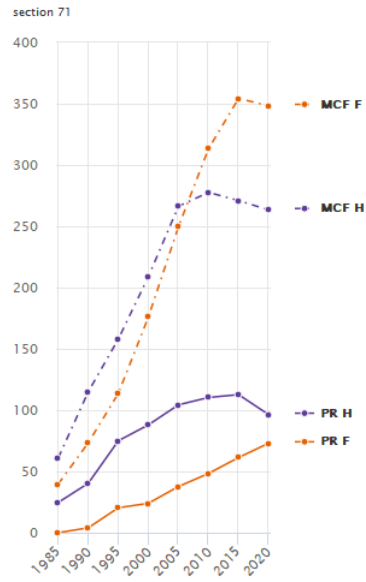
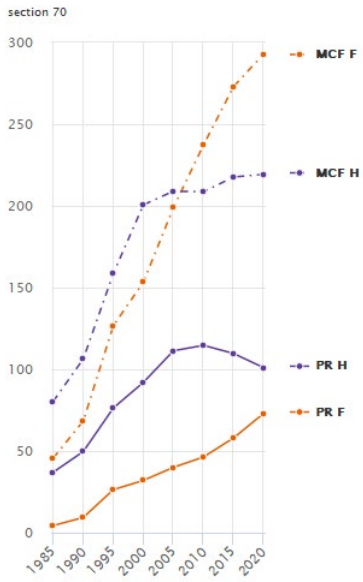
section 14



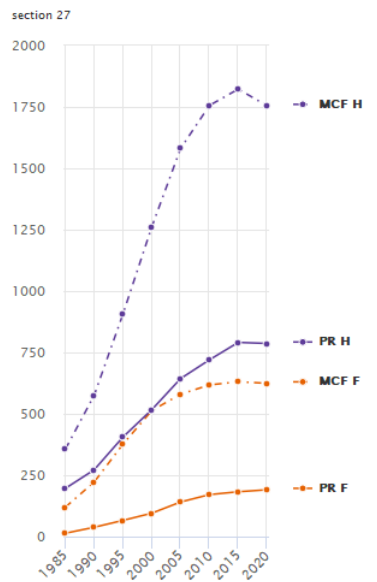
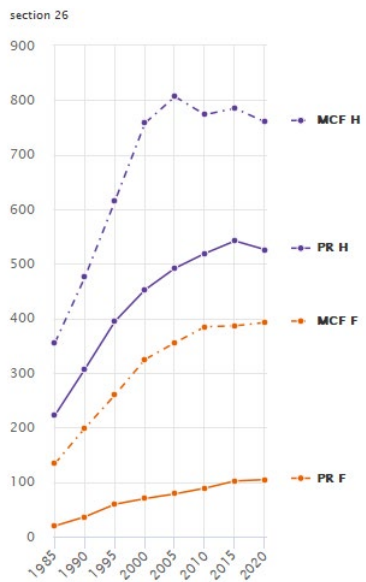
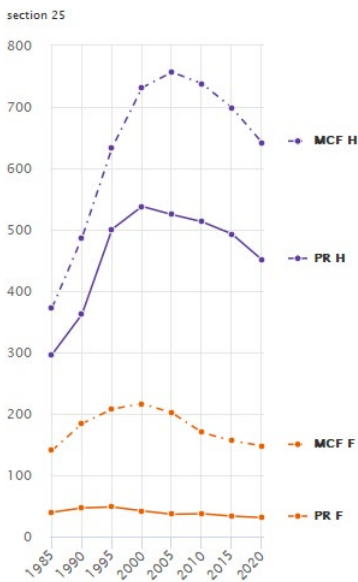
section 15



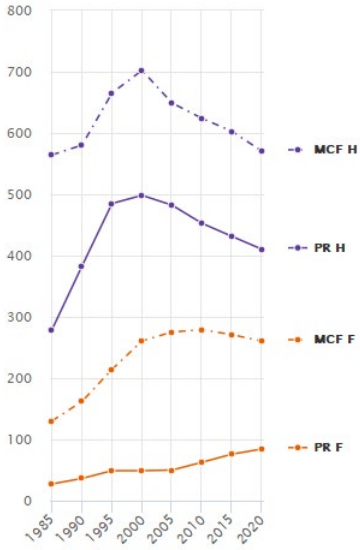




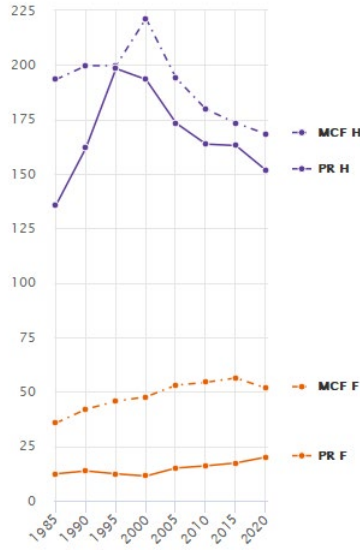
A5-3 – Sciences-Techniques



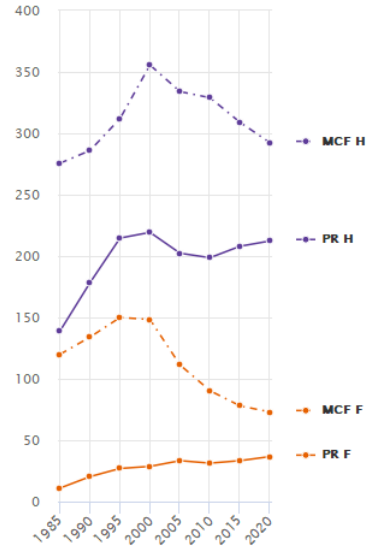
section 28



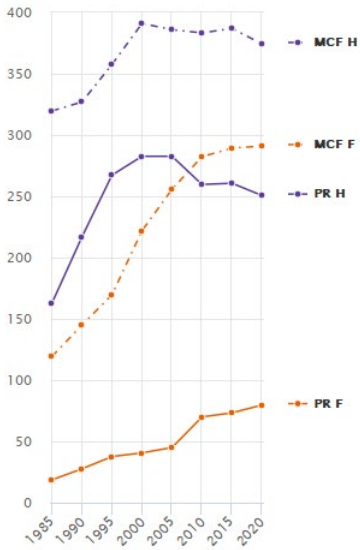
section 29



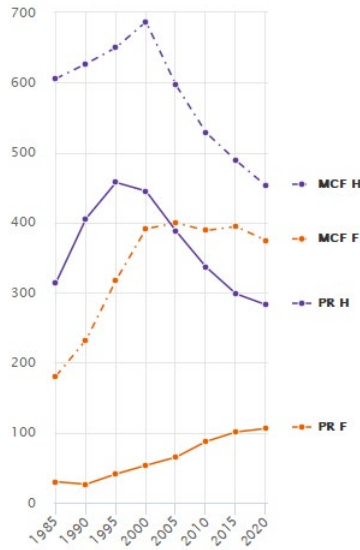
section 30



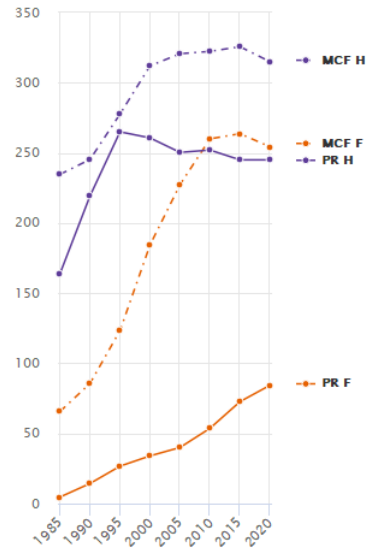
section 31



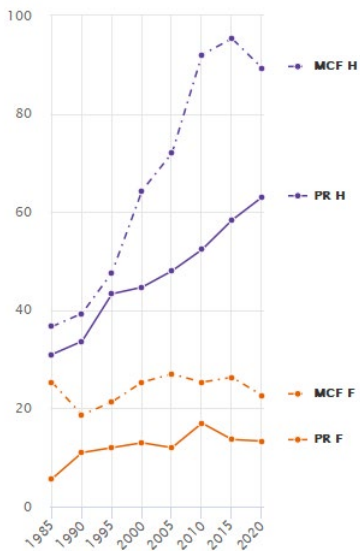
section 32



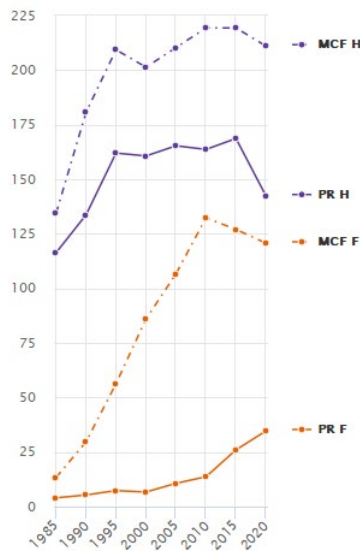
section 33



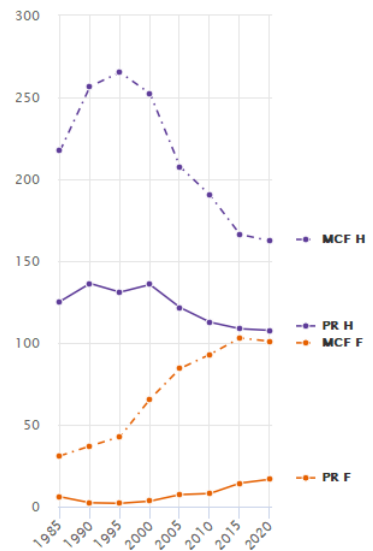
section 34



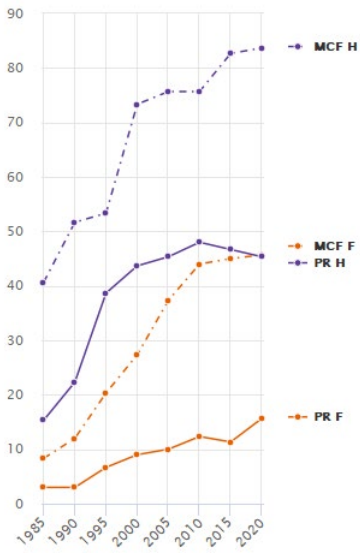
section 35



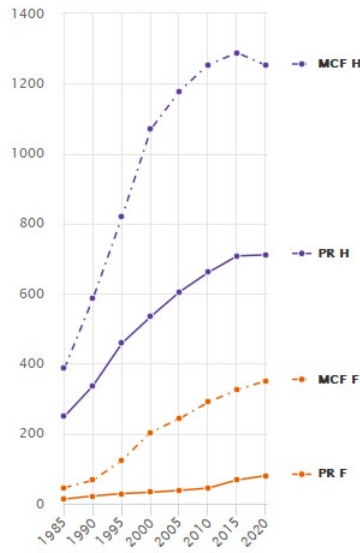
section 36



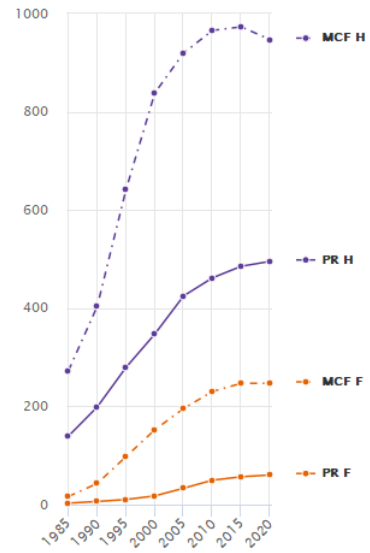
section 37



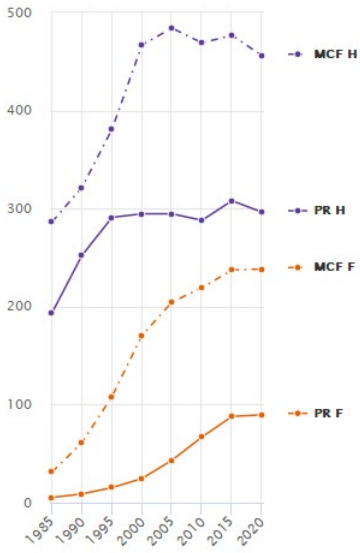
section 60



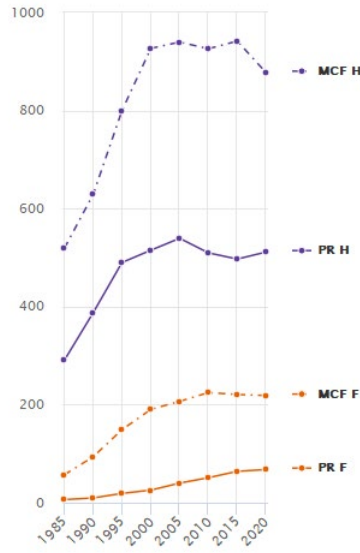
section 61



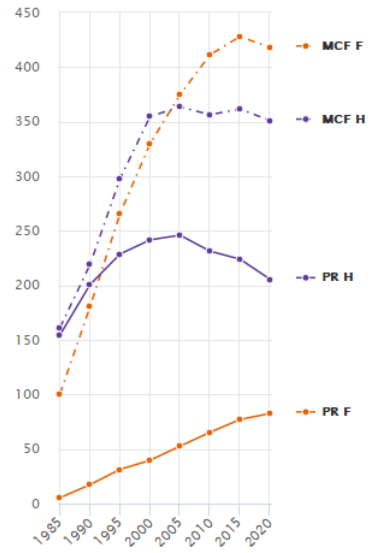
section 62



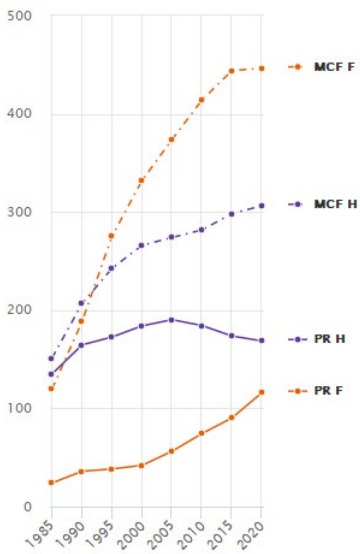
section 63



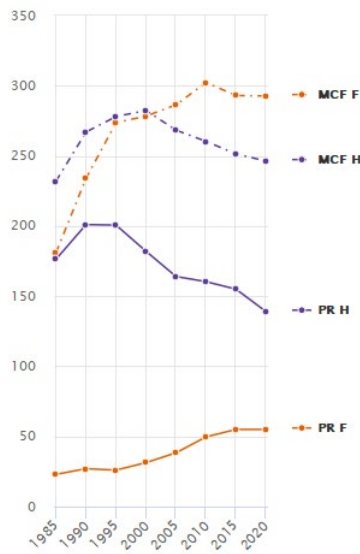
section 64



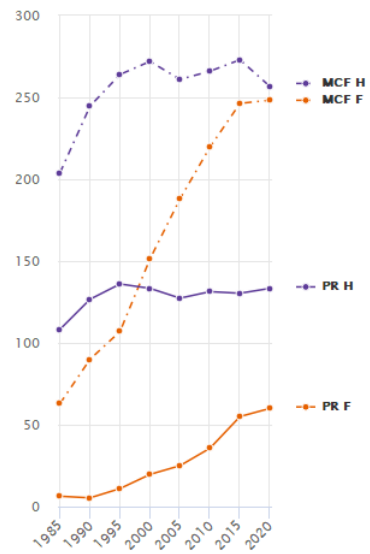
section 65

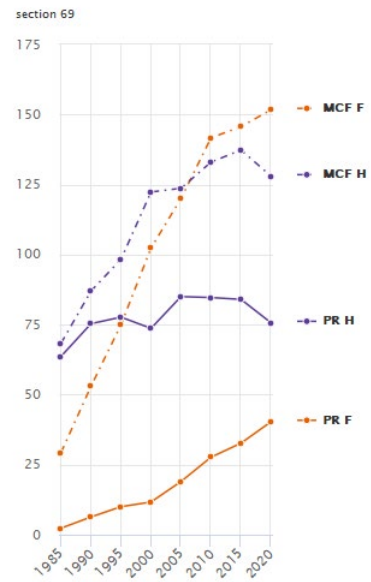
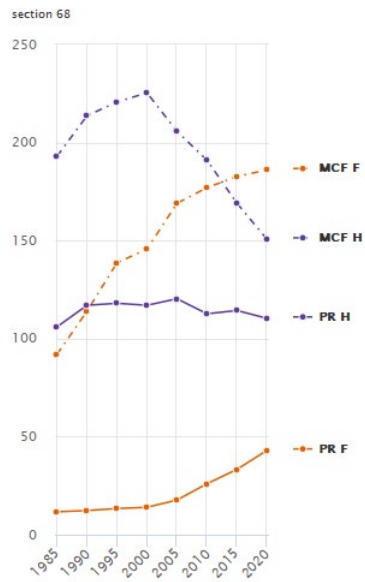


section 66



section 67



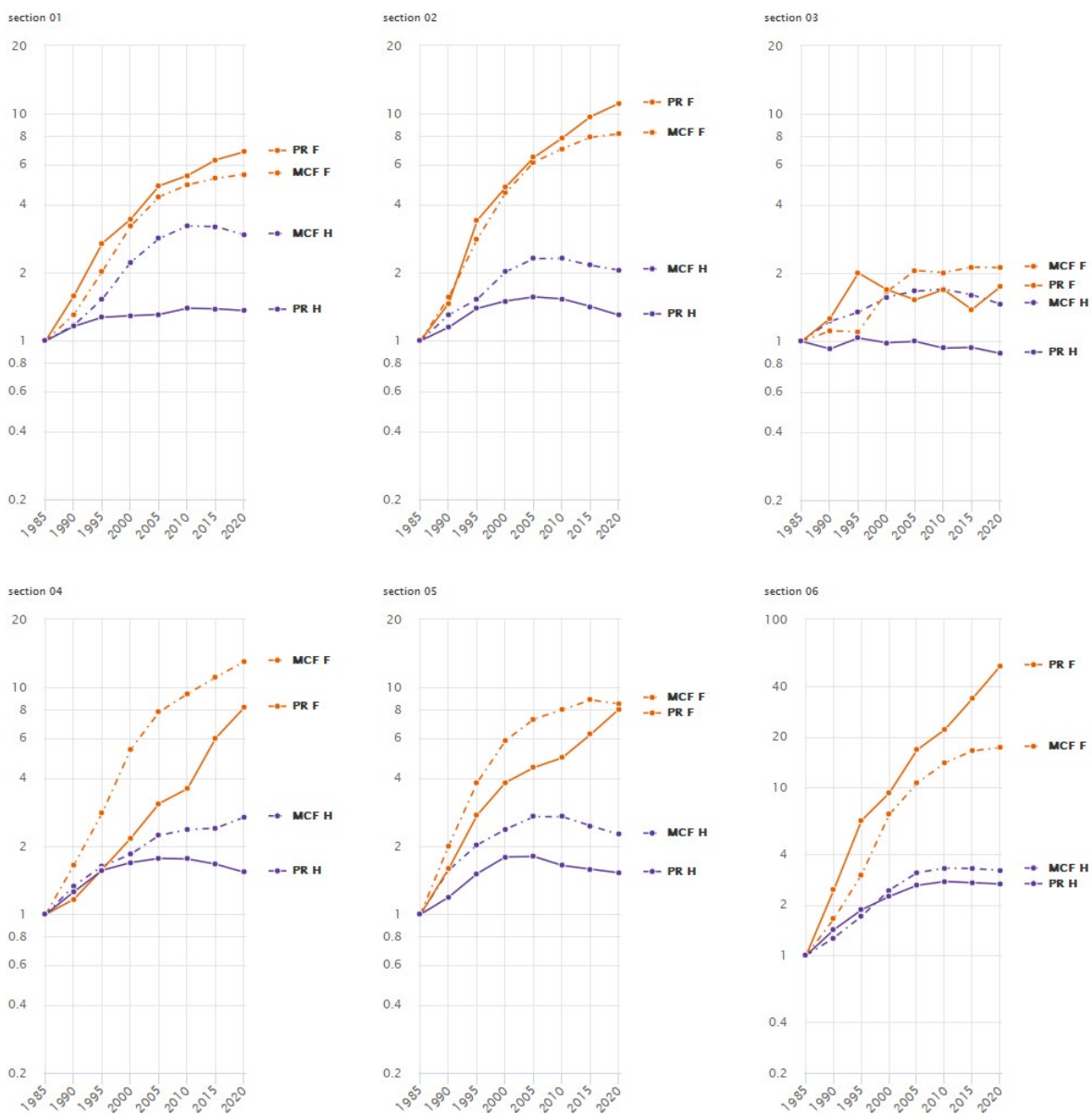


Source : MESR DGRH A1-1

Note : MCF = maître de conférences ; PR = professeur des universités ; F = femme ; H = homme.

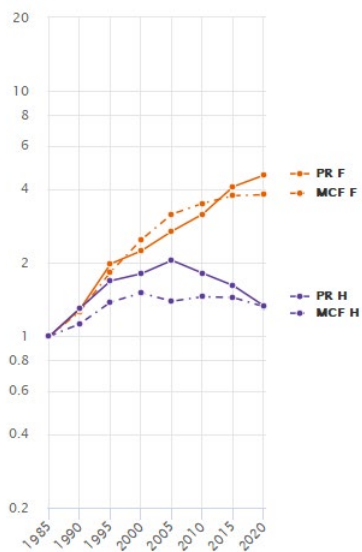
Annexe 5-bis : Évolution des effectifs universitaires des sections du CNU depuis 1985 selon le corps et le sexe (base 1 ; échelle logarithmique)

A5-bis-1 – Droit-Économie-Gestion

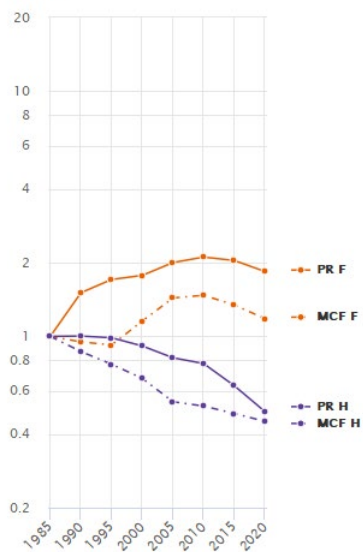


A5-bis-2- Lettres-Sciences humaines

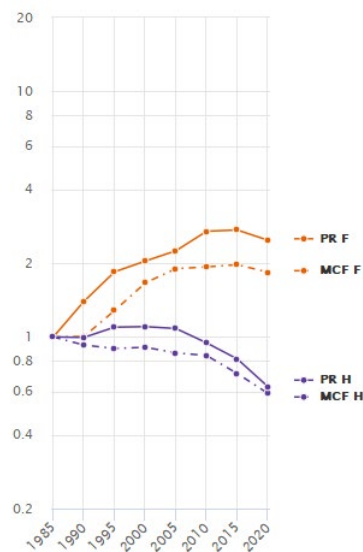
section 07



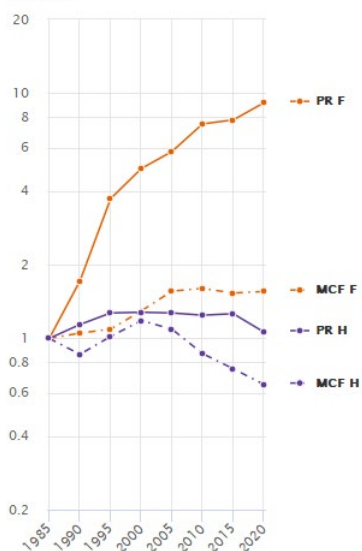
section 08



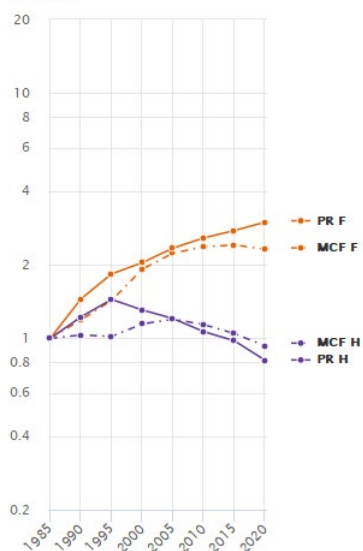
section 09



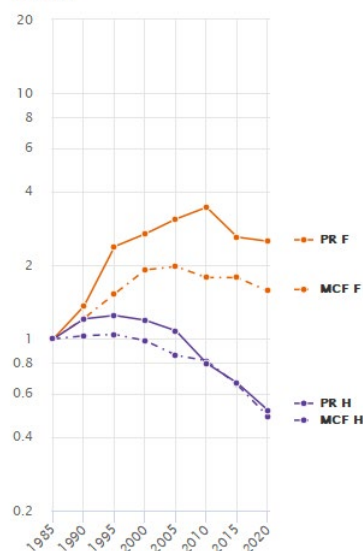
section 10



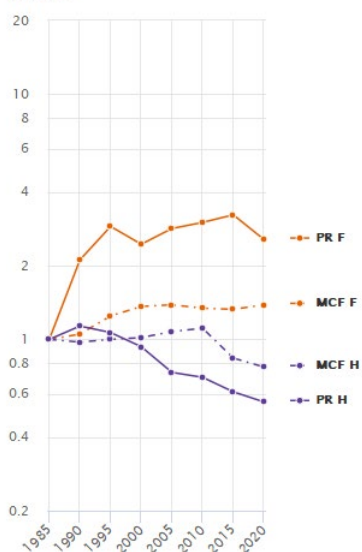
section 11



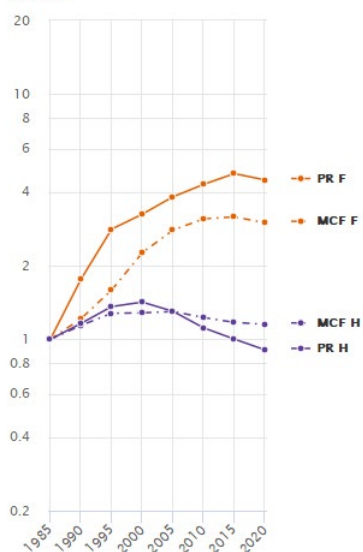
section 12



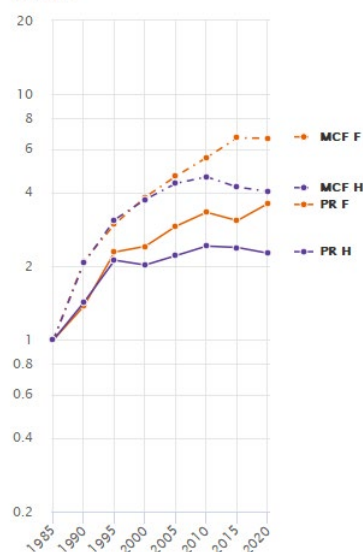
section 13



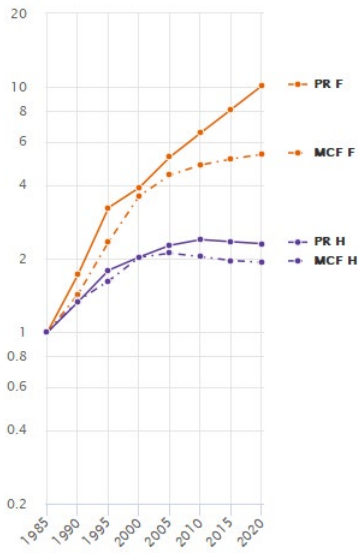
section 14



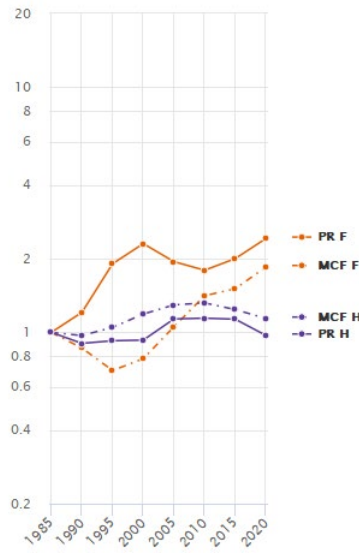
section 15



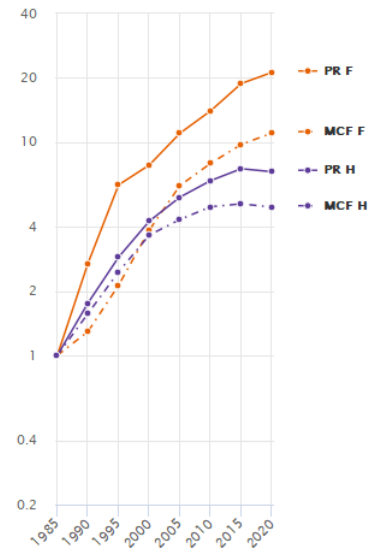
section 16



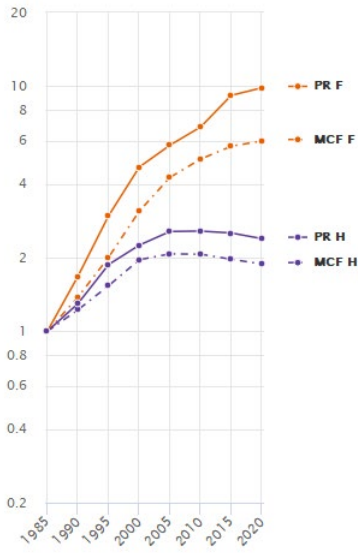
section 17



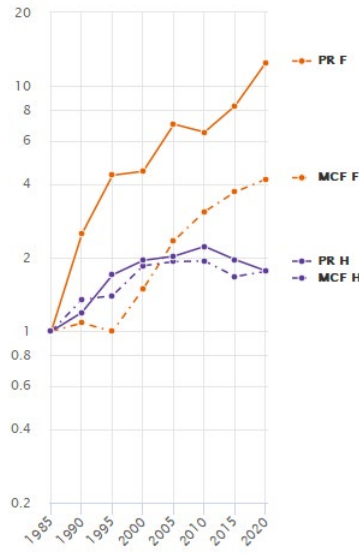
section 18



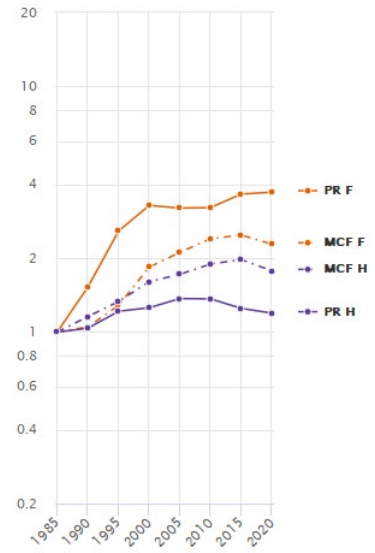
section 19



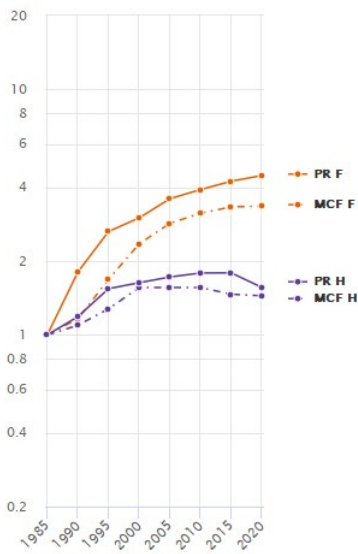
section 20



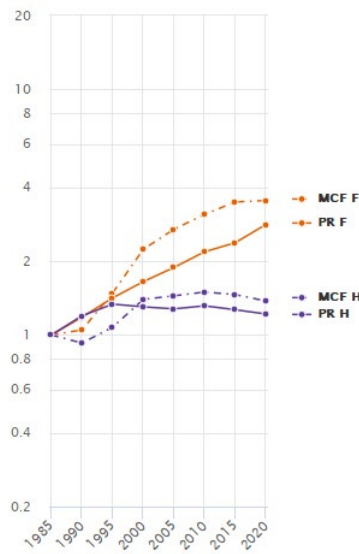
section 21



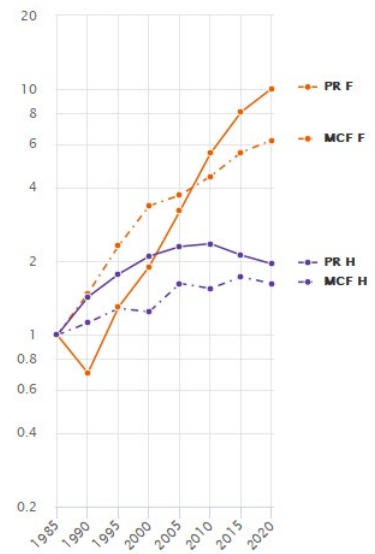
section 22



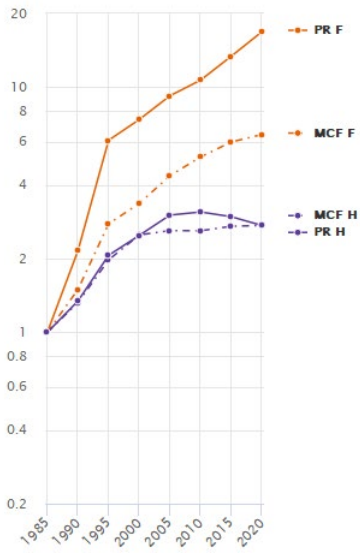
section 23



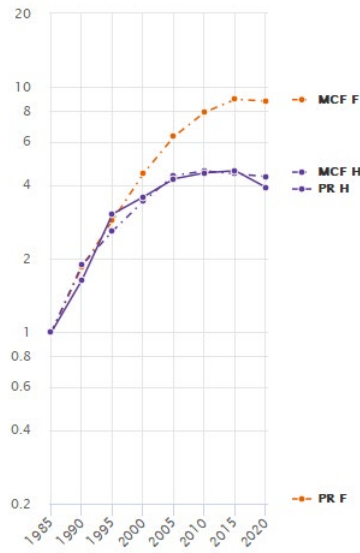
section 24



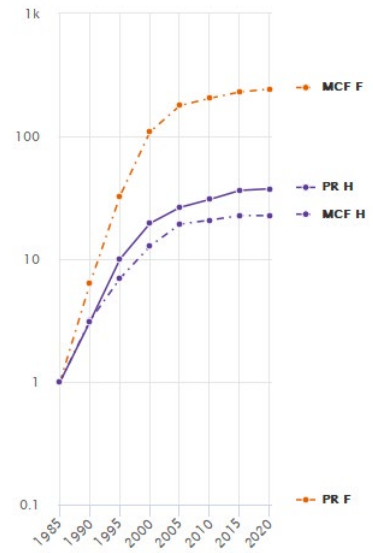
section 70



section 71

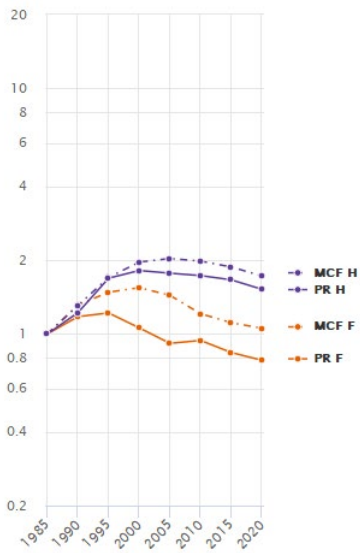


section 74

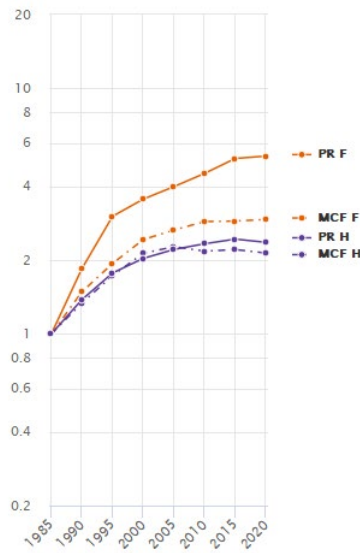


A5-bis-3 – Sciences-Techniques

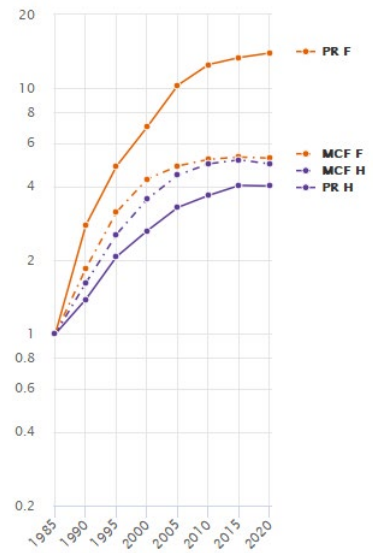
section 25



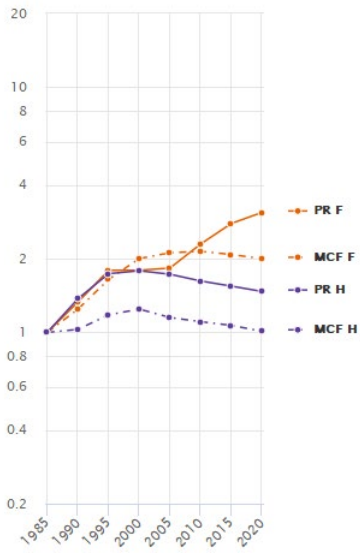
section 26



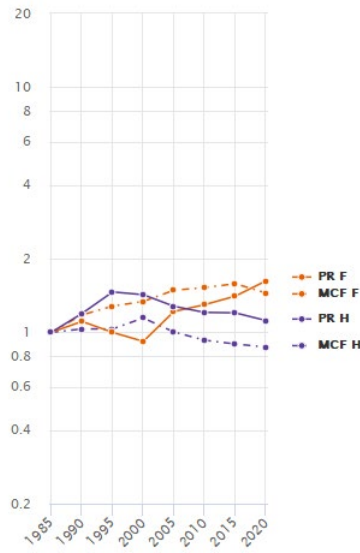
section 27



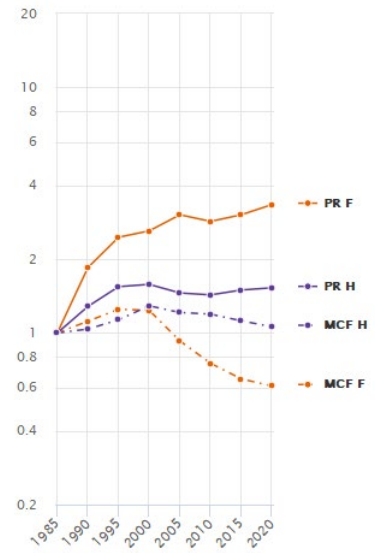
section 28



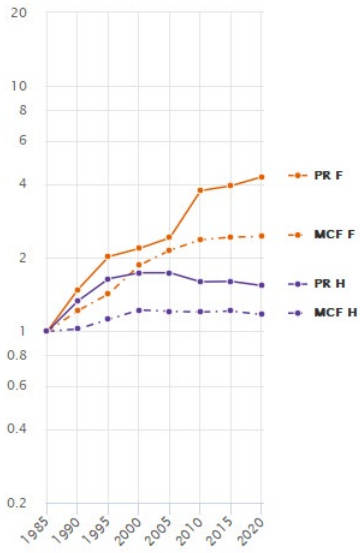
section 29



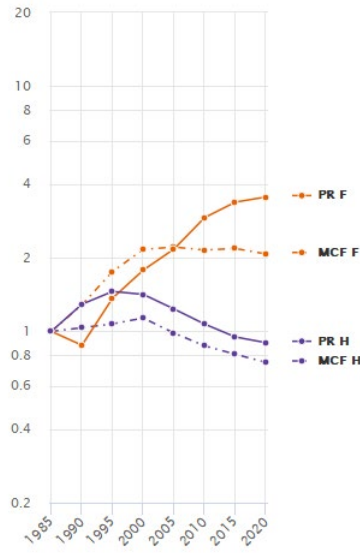
section 30



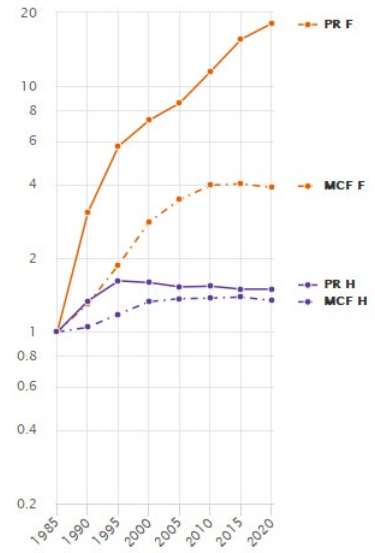
section 31



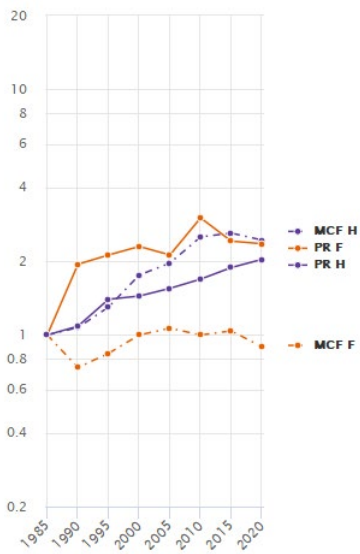
section 32



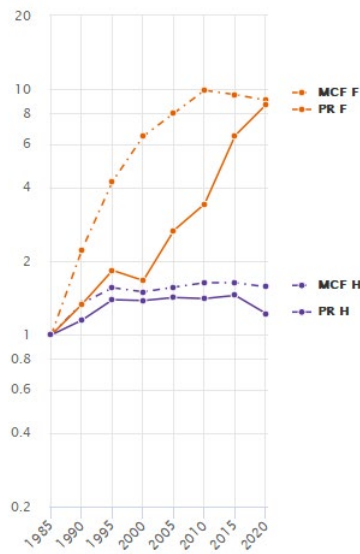
section 33



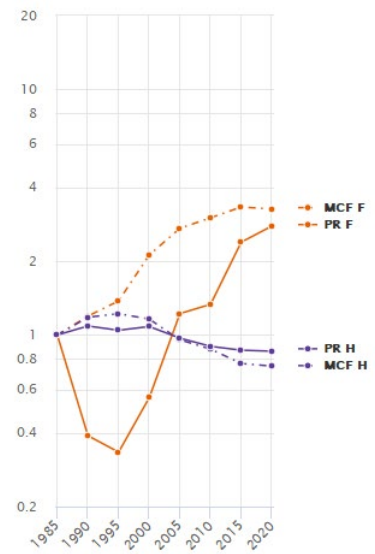
section 34



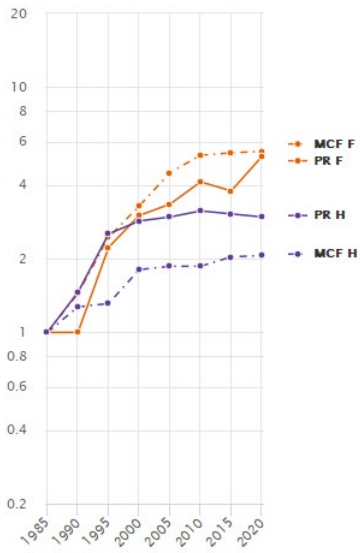
section 35



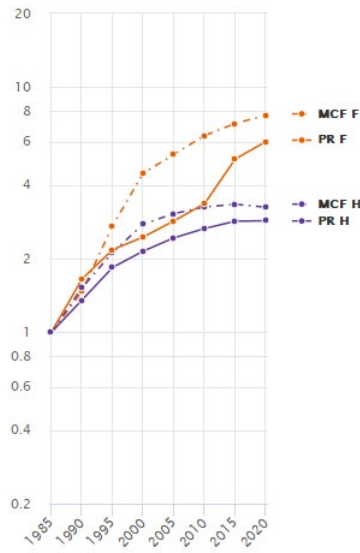
section 36



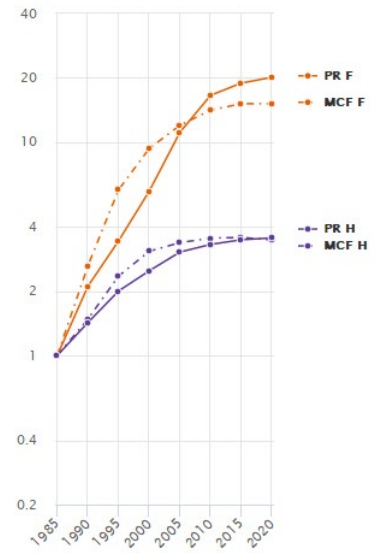
section 37



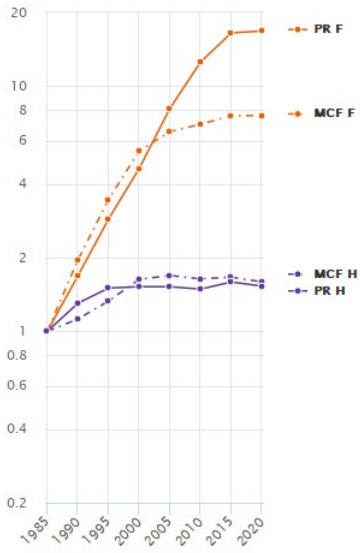
section 60



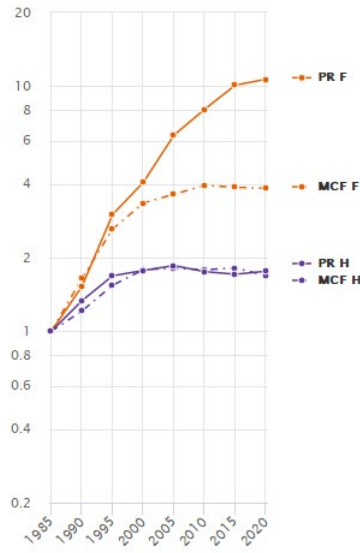
section 61



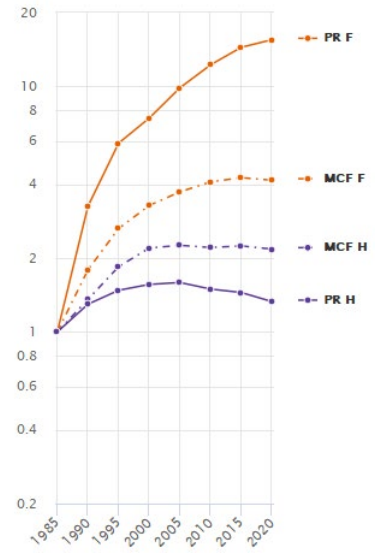
section 62



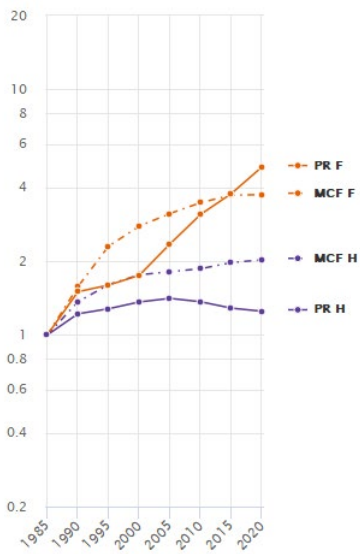
section 63



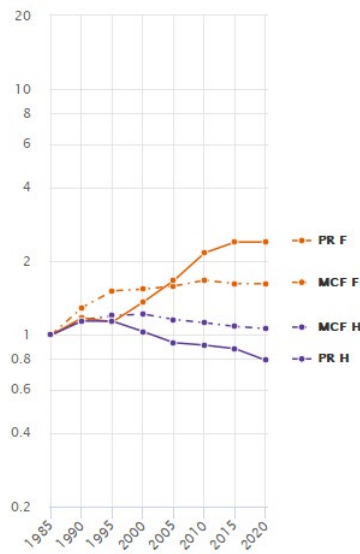
section 64



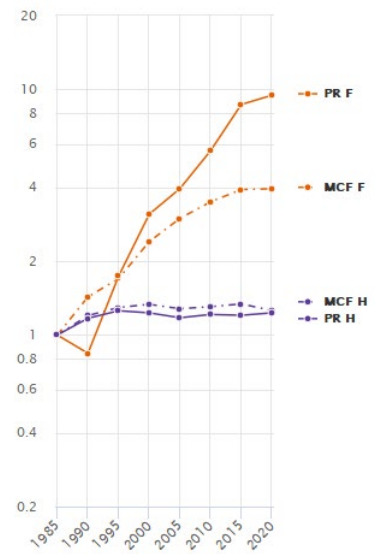
section 65

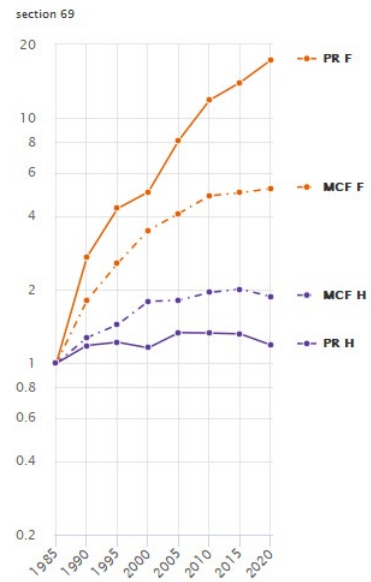
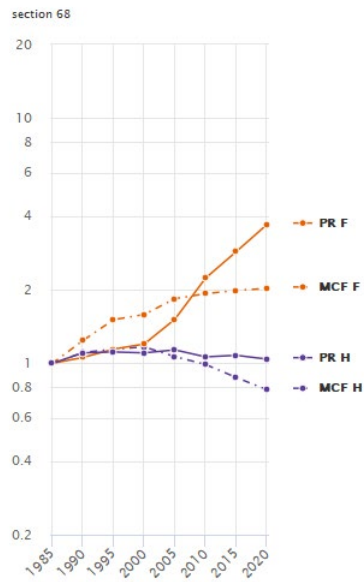


section 66



section 67





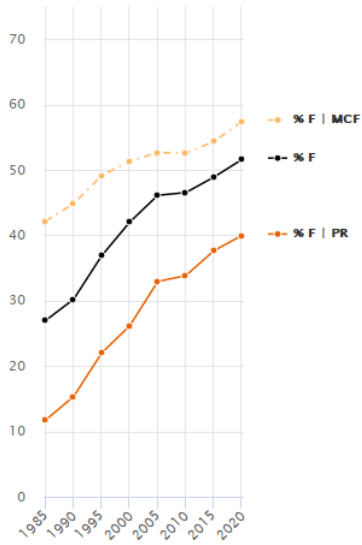
Source : MESR DGRH A1-1

Note : MCF = maître de conférences ; PR = professeur des universités ; F = femme ; H = homme.

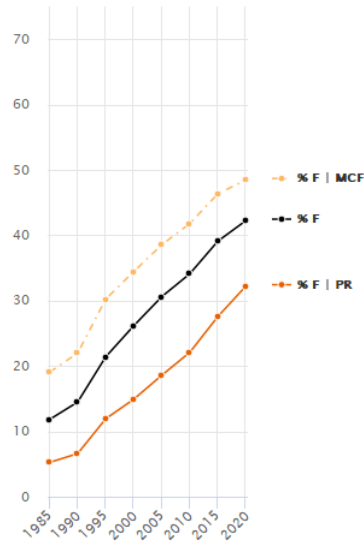
Annexe 6 : Évolution de la proportion de femmes des sections du CNU depuis 1985 selon le corps

A6-1 – Droit-Économie-Gestion

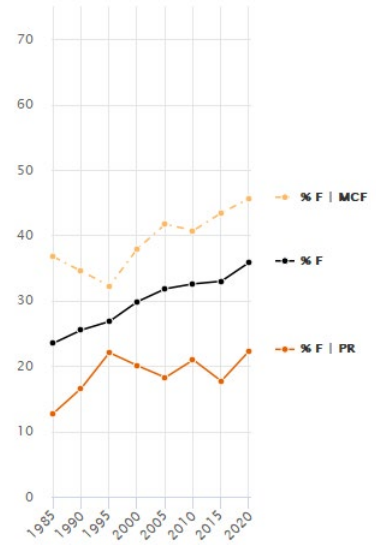
section 01



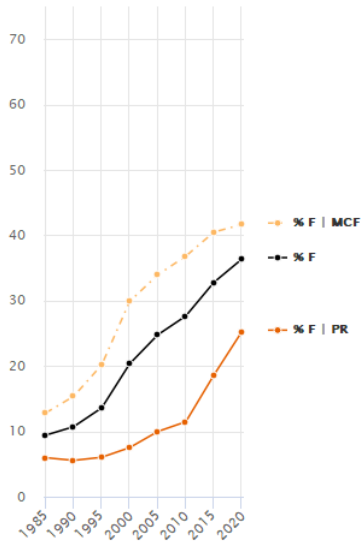
section 02



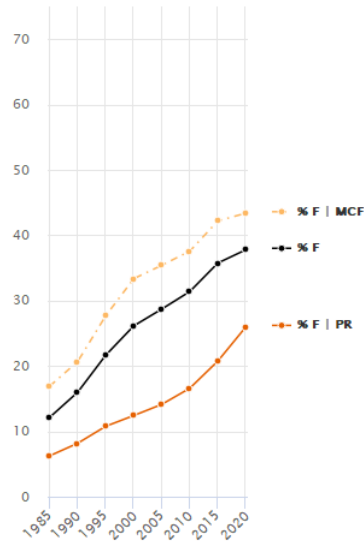
section 03



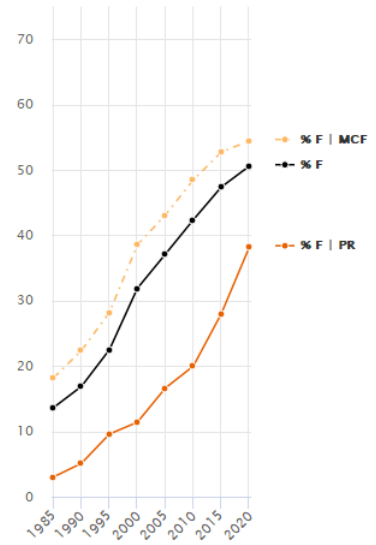
section 04



section 05

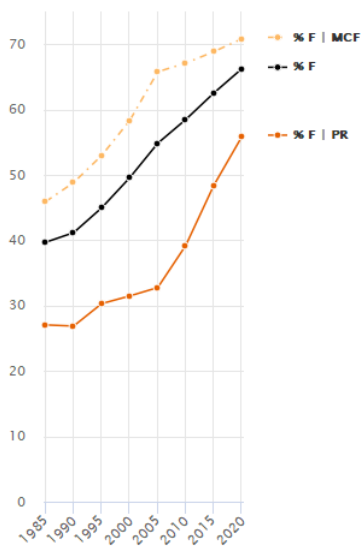


section 06

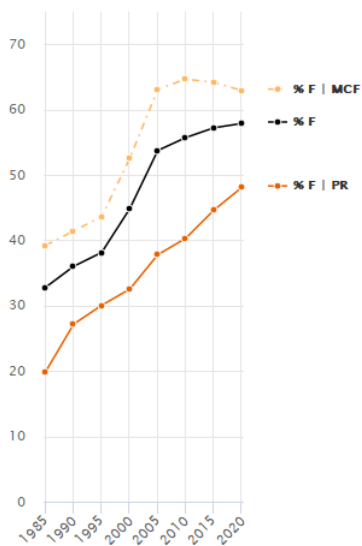


A6-2- Lettres-Sciences humaines

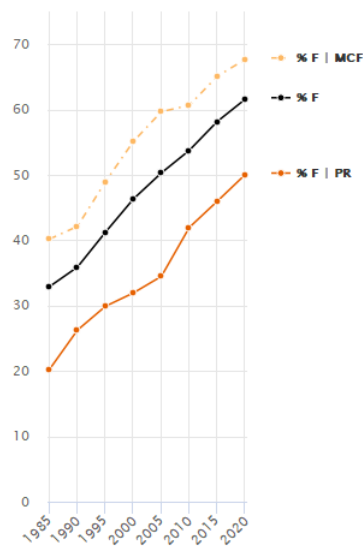
section 07



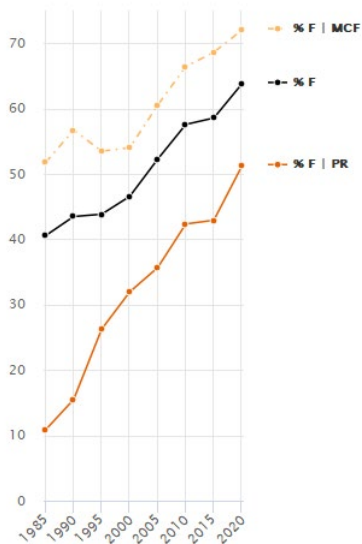
section 08



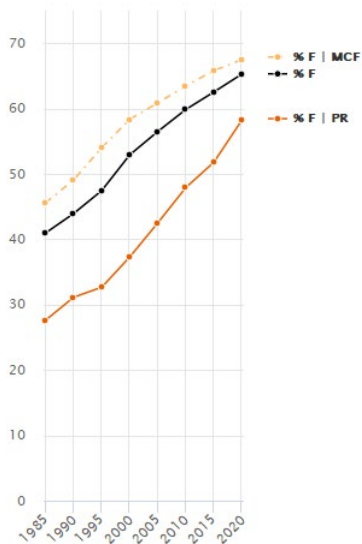
section 09



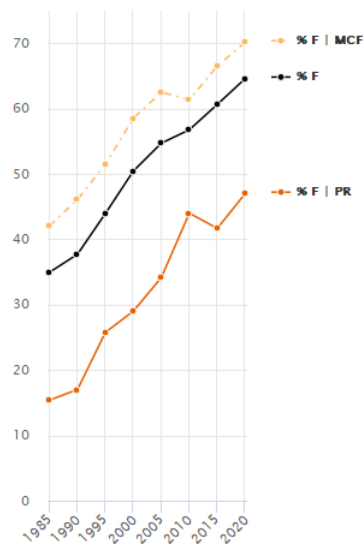
section 10



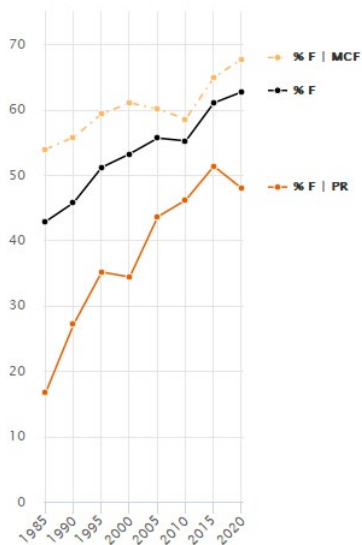
section 11



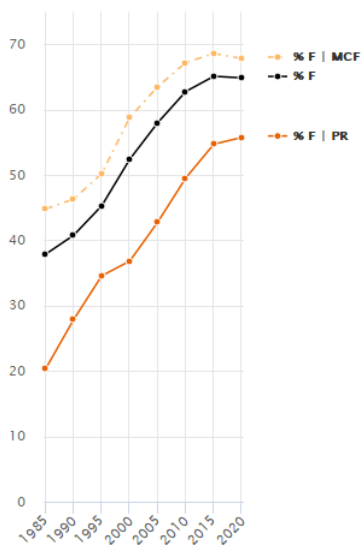
section 12



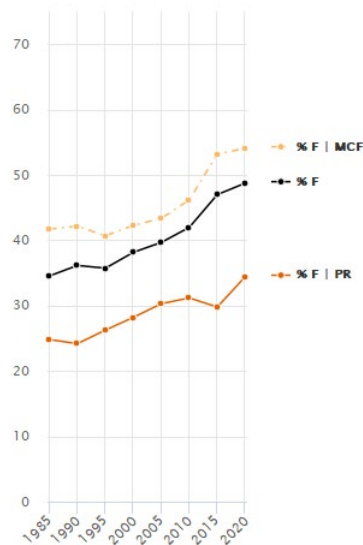
section 13



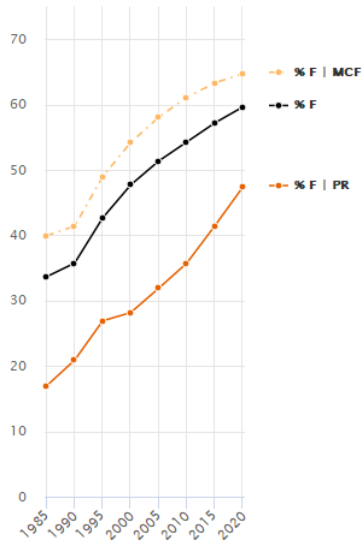
section 14



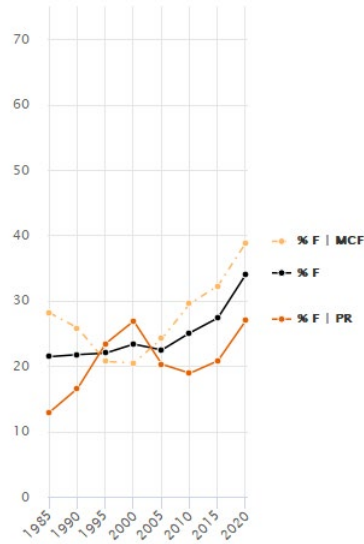
section 15



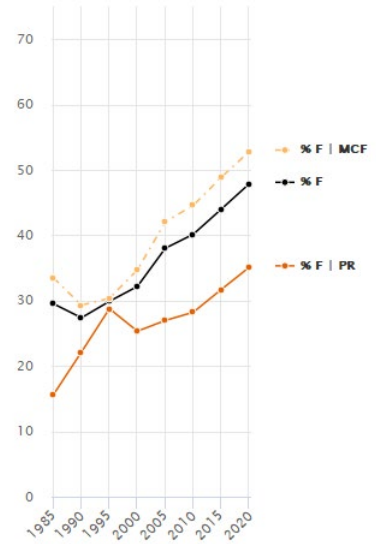
section 16



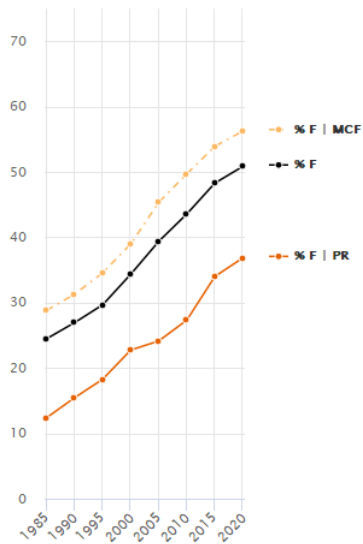
section 17



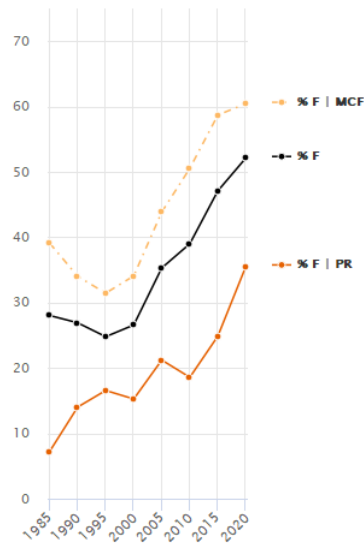
section 18



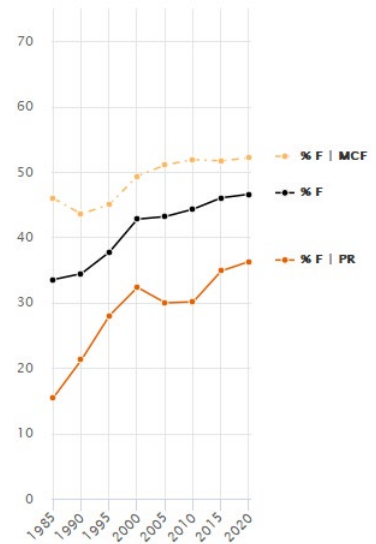
section 19



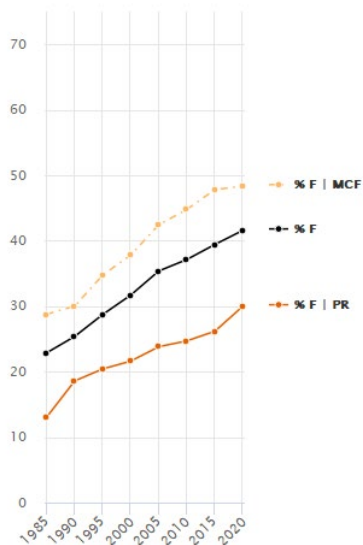
section 20



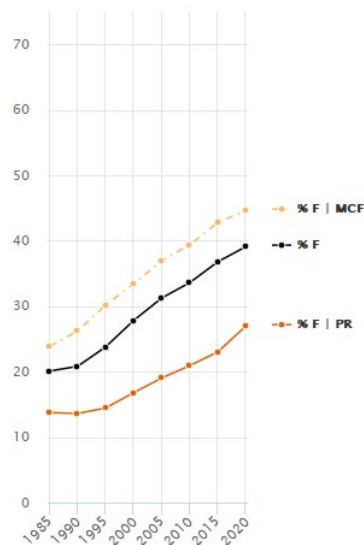
section 21



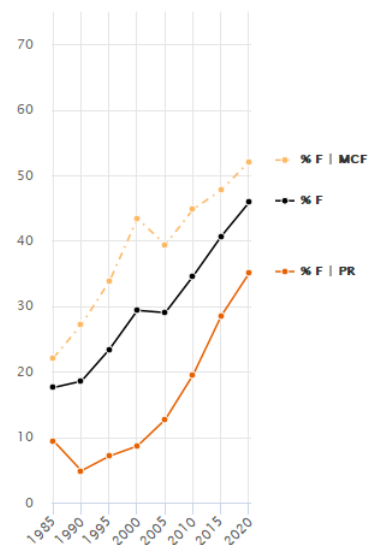
section 22



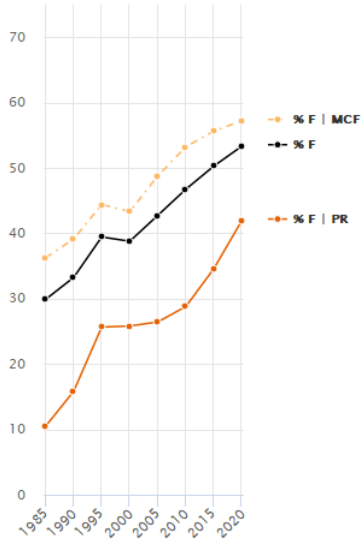
section 23



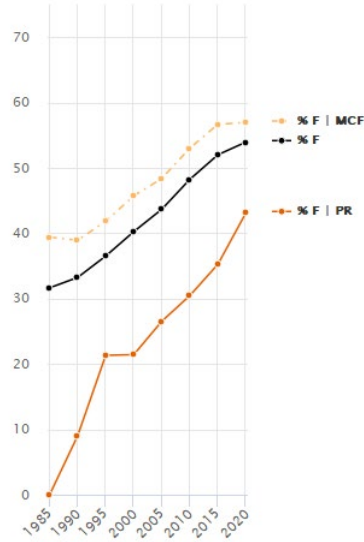
section 24



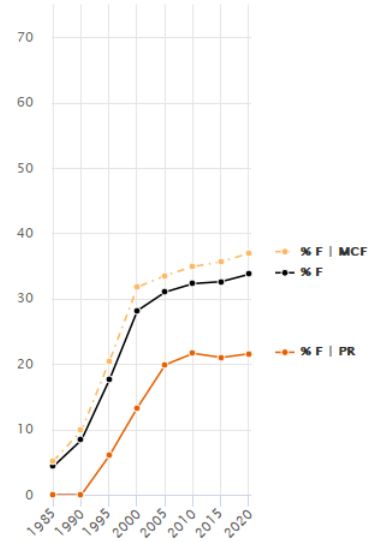
section 70



section 71

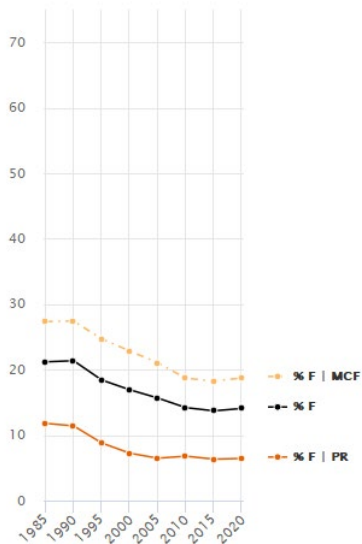


section 74

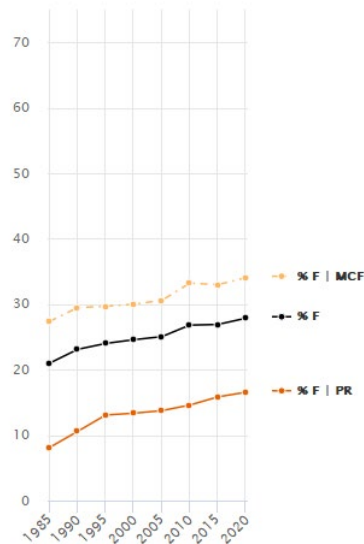


A6-3 – Sciences-Techniques

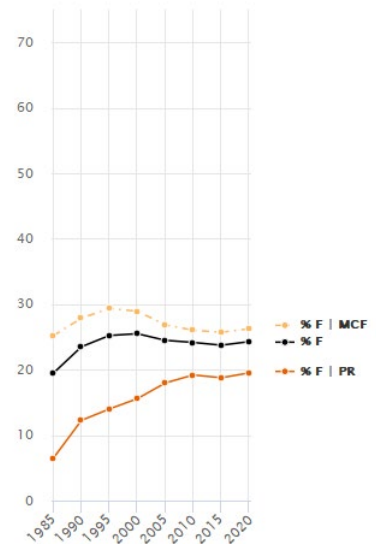
section 25



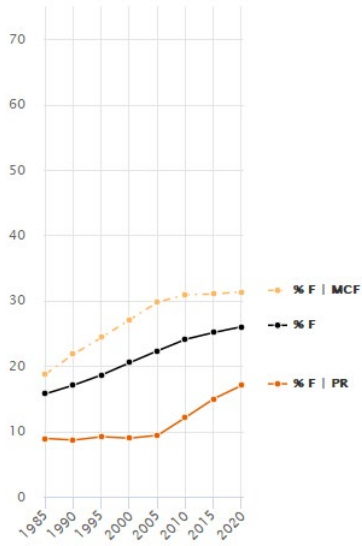
section 26



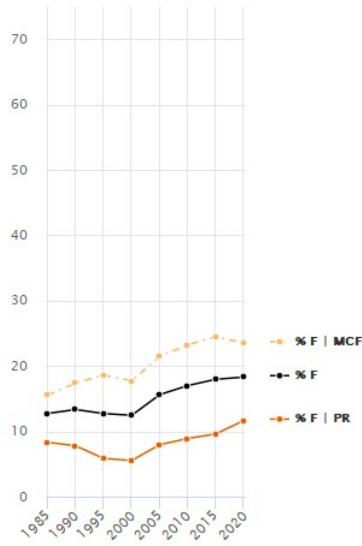
section 27



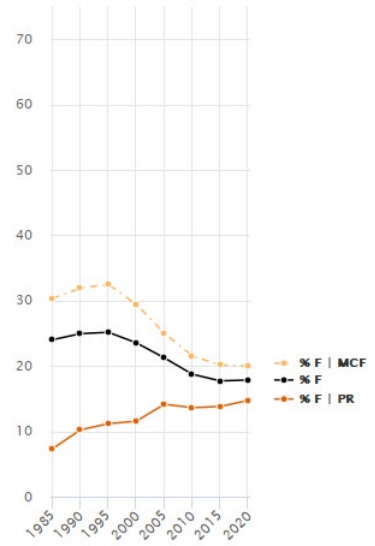
section 28



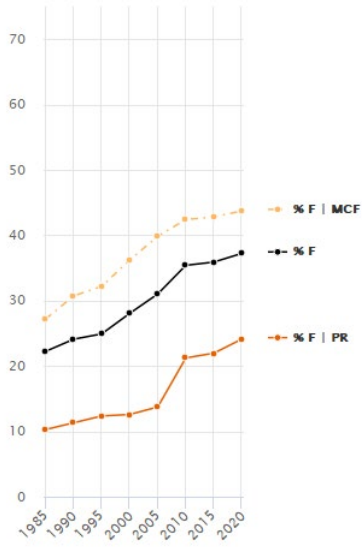
section 29



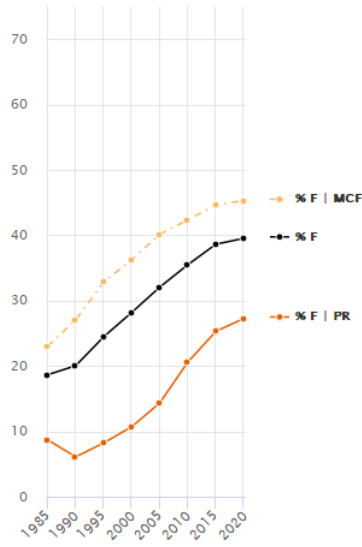
section 30



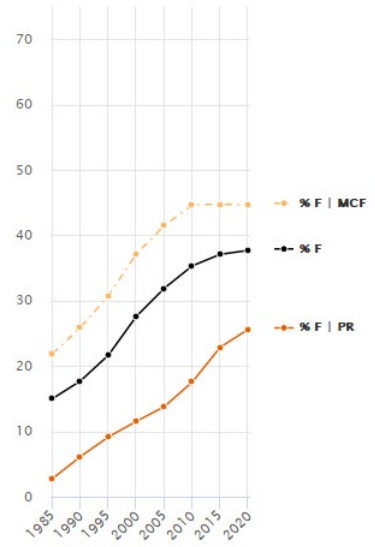
section 31



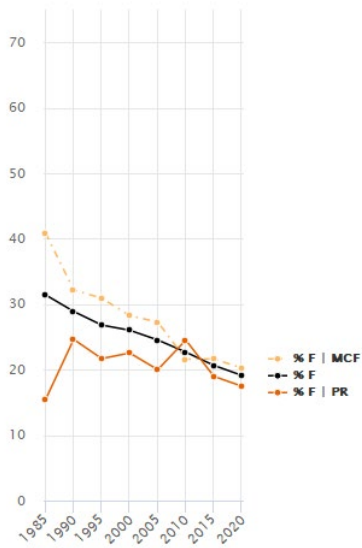
section 32



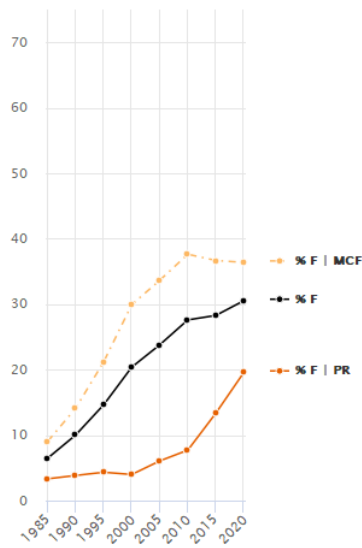
section 33



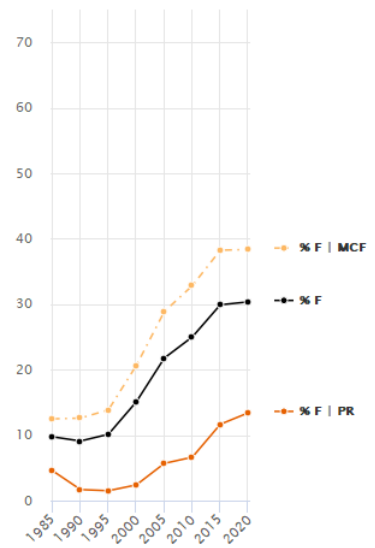
section 34



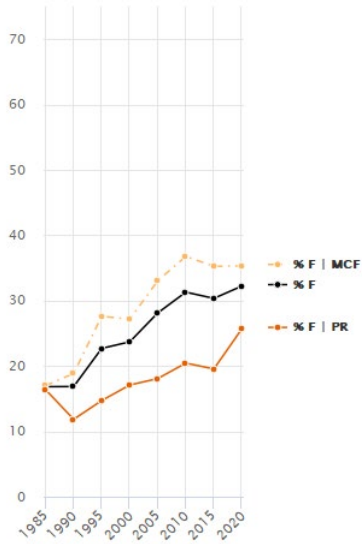
section 35



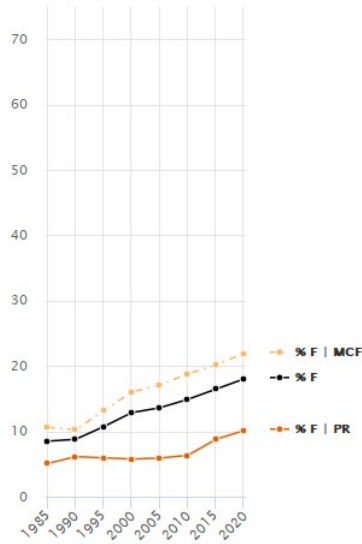
section 36



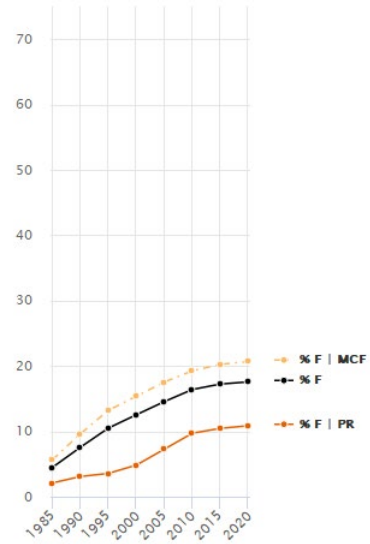
section 37



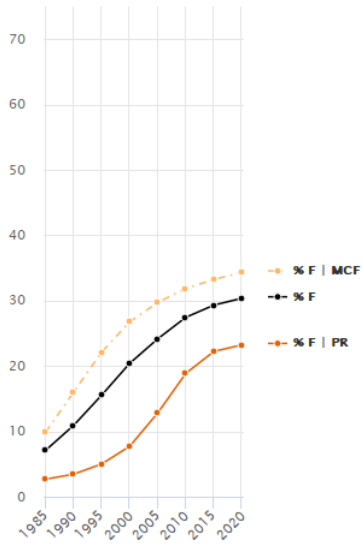
section 60



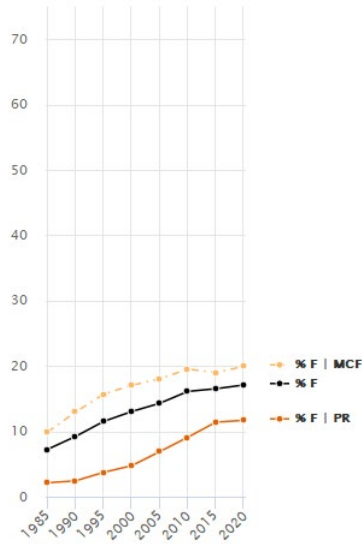
section 61



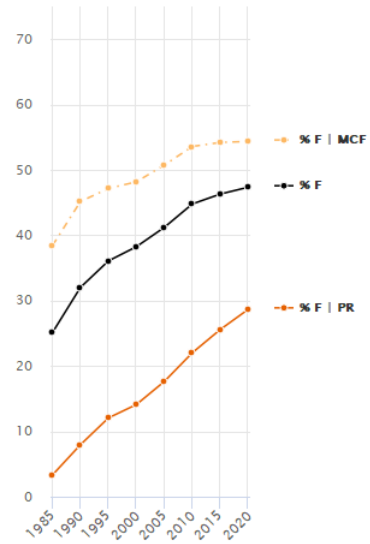
section 62



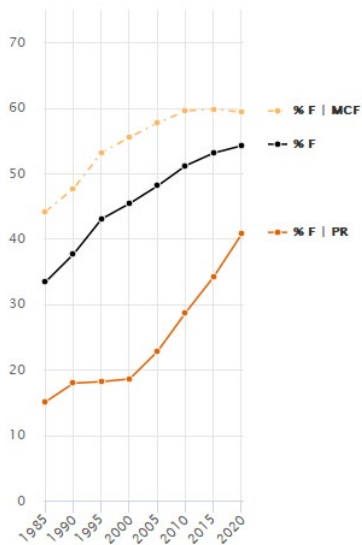
section 63



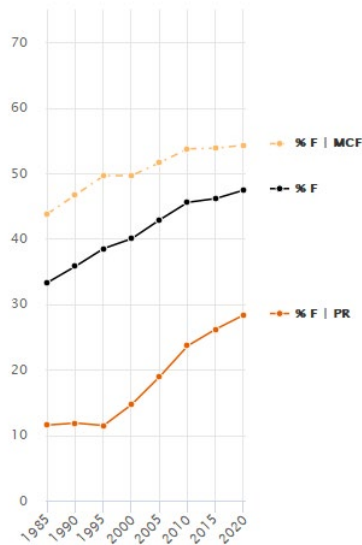
section 64



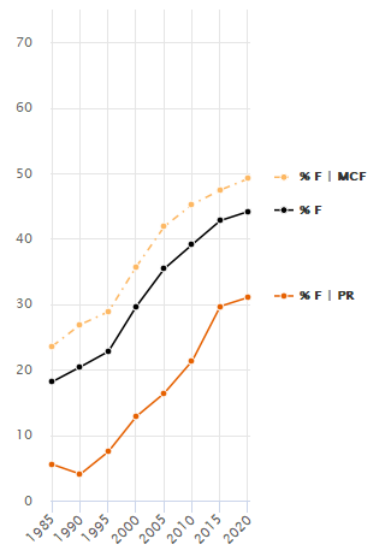
section 65

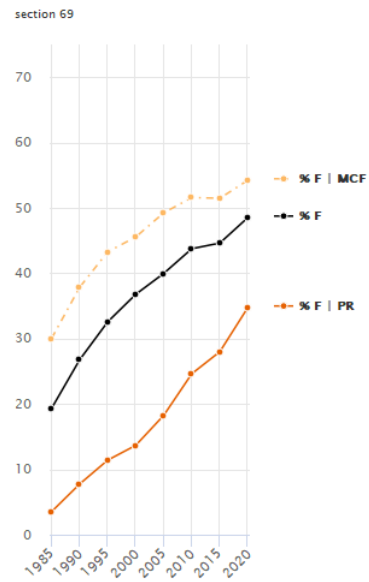
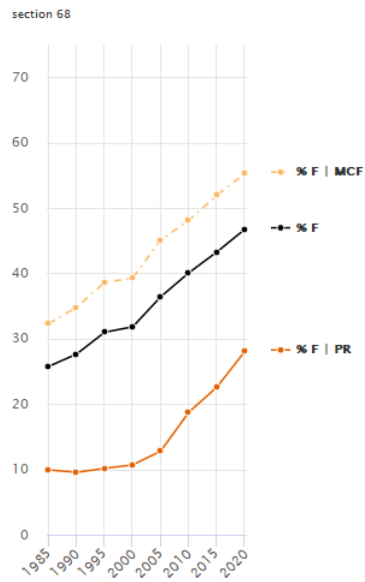


section 66



section 67



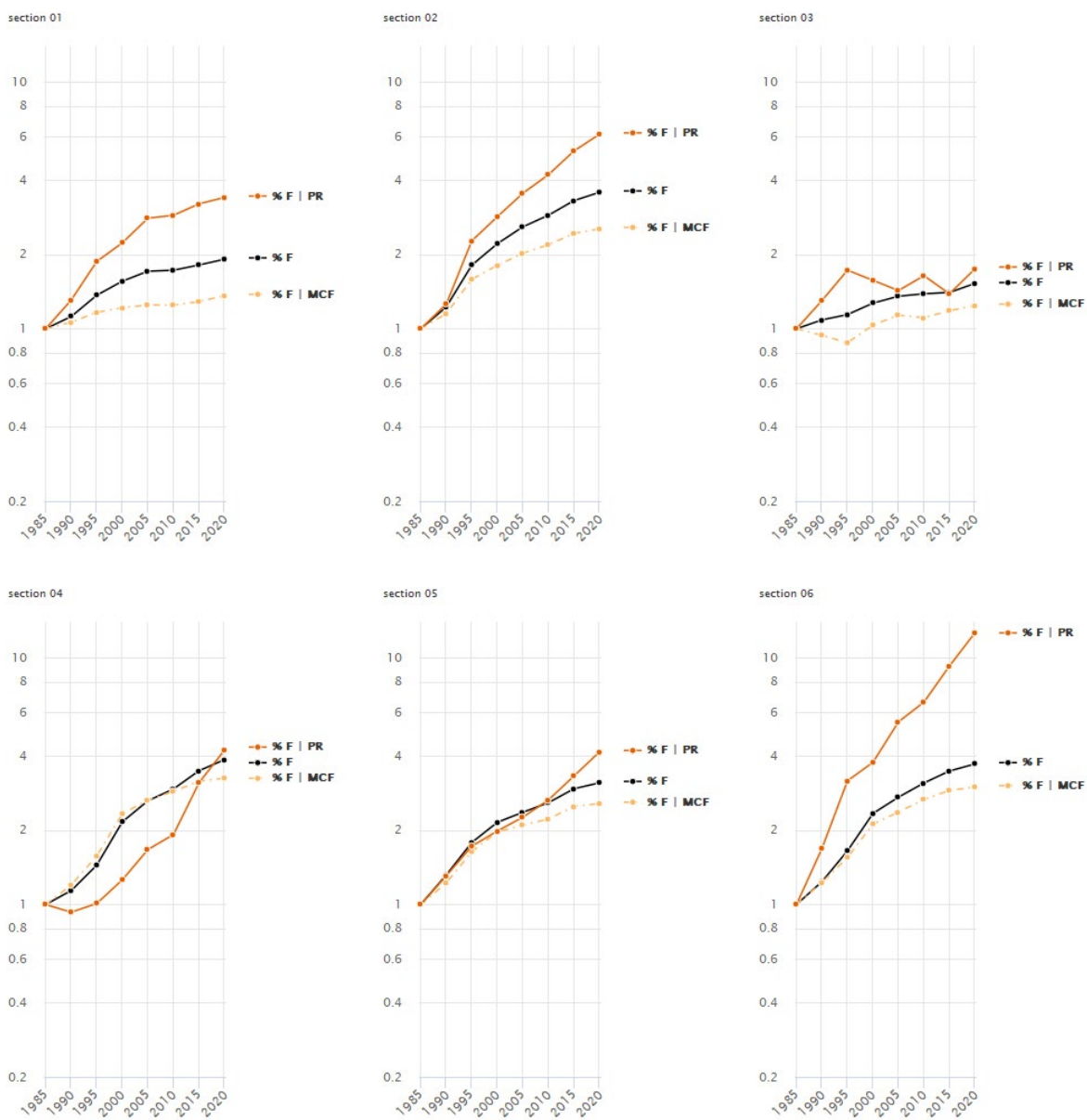


Source : MESR DGRH A1-1

Note : MCF = maître de conférences ; PR = professeur des universités ; F = femme ; H = homme.

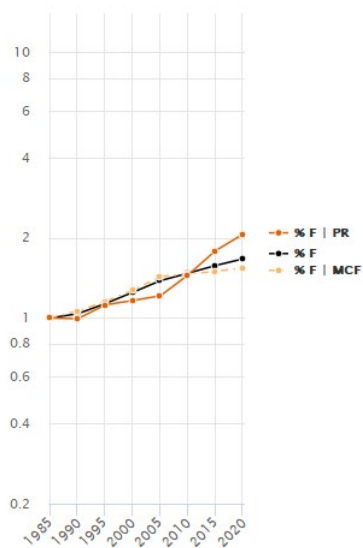
Annexe 6-bis : Évolution de la proportion de femmes des sections du CNU depuis 1985 selon le corps (base 1 ; échelle logarithmique)

A6-bis-1 – Droit-Économie-Gestion

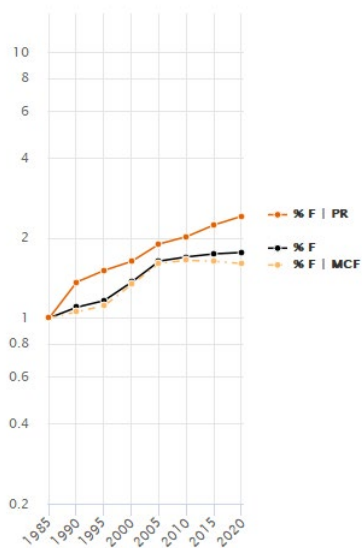


A6-bis-2- Lettres-Sciences humaines

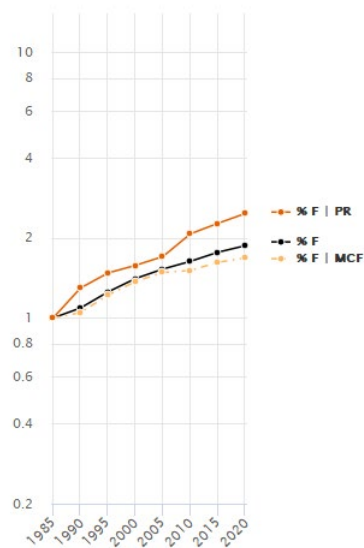
section 07



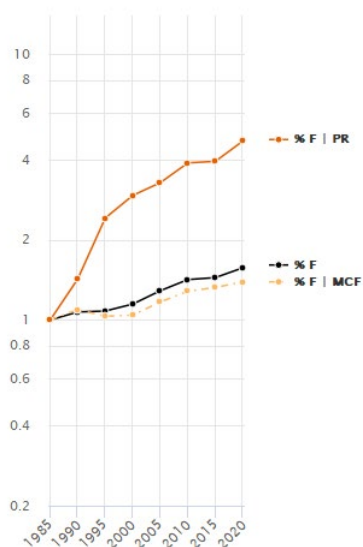
section 08



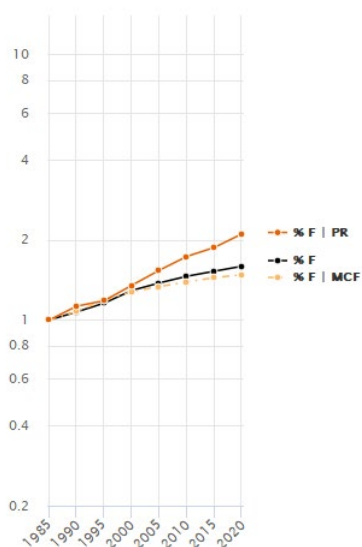
section 09



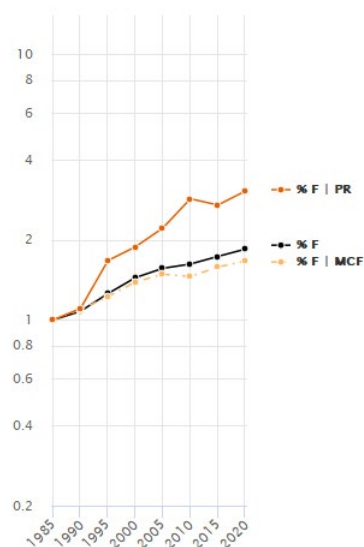
section 10



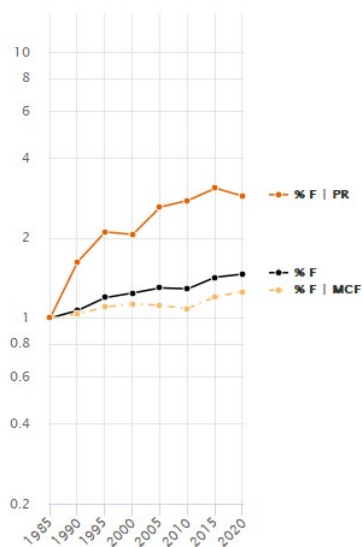
section 11



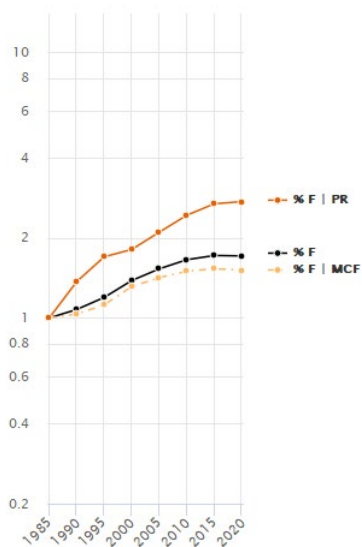
section 12



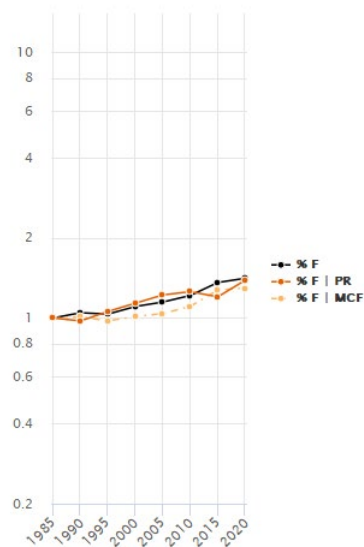
section 13



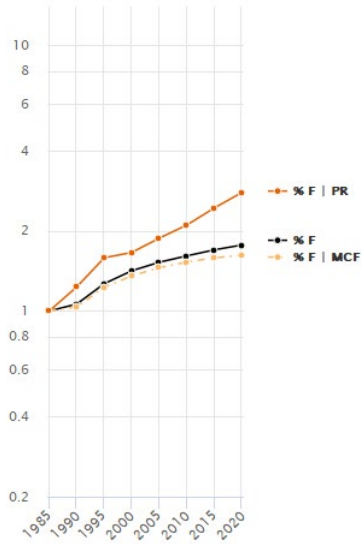
section 14



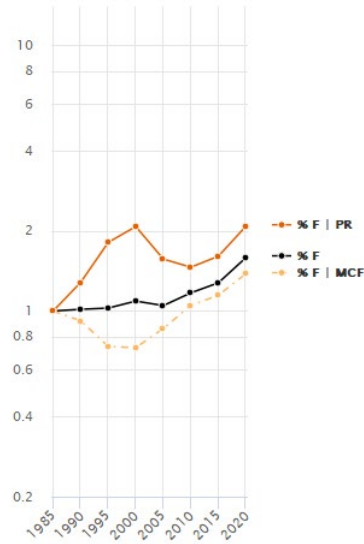
section 15



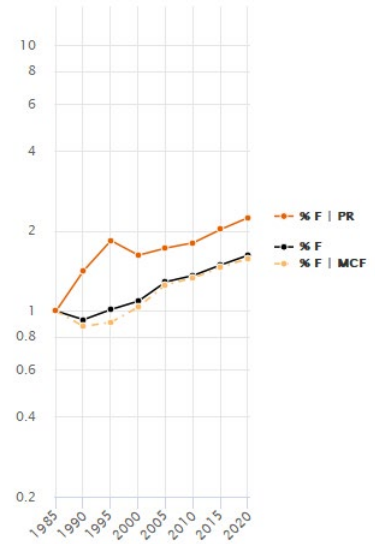
section 16



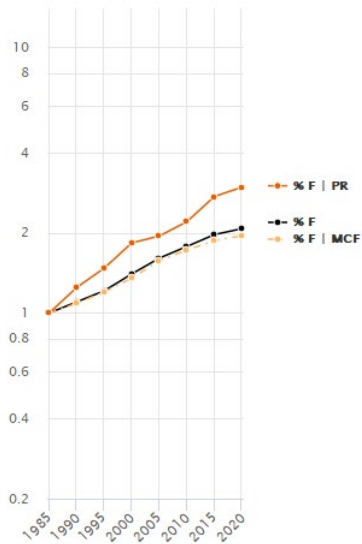
section 17



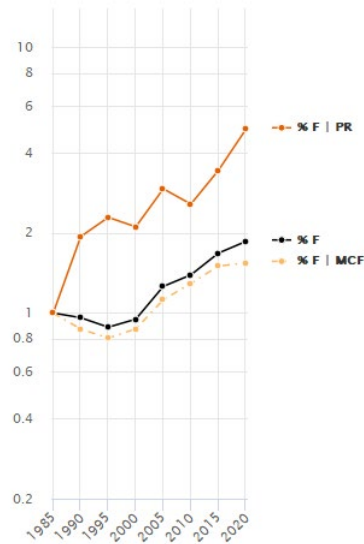
section 18



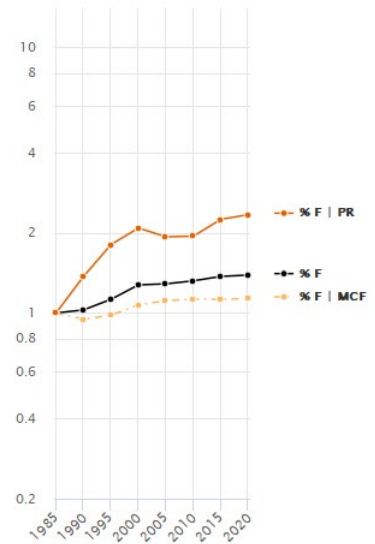
section 19



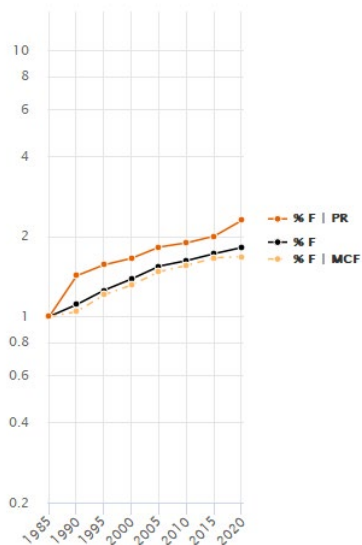
section 20



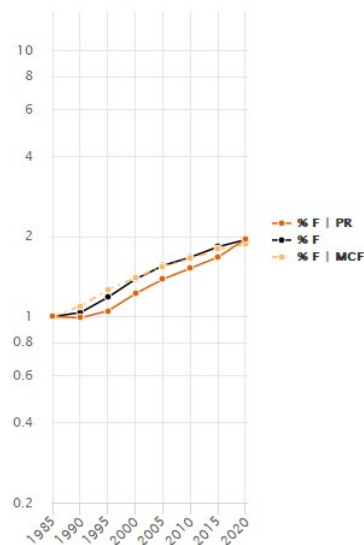
section 21



section 22



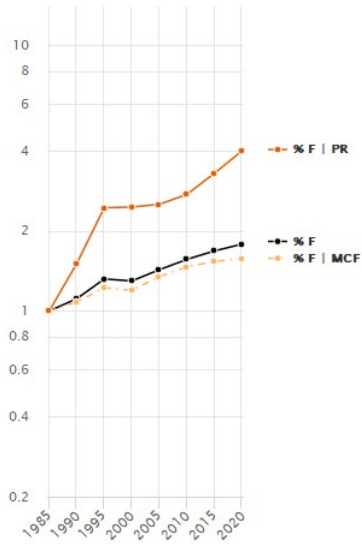
section 23



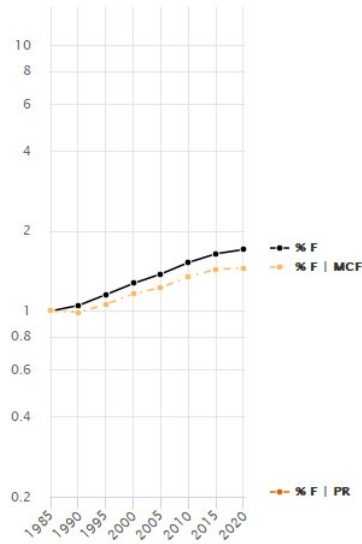
section 24



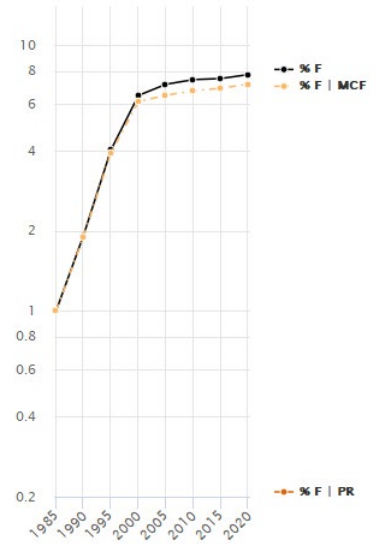
section 70



section 71

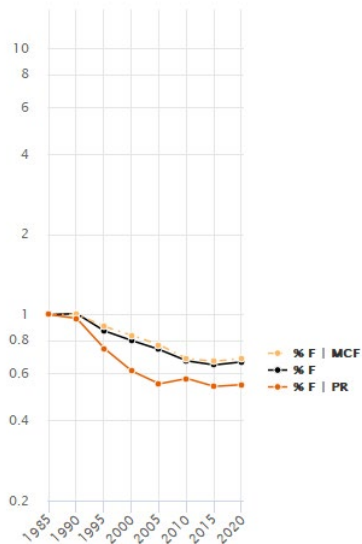


section 74

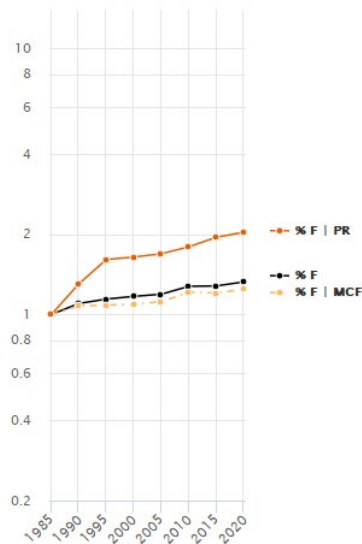


A6-bis-3 – Sciences-Techniques

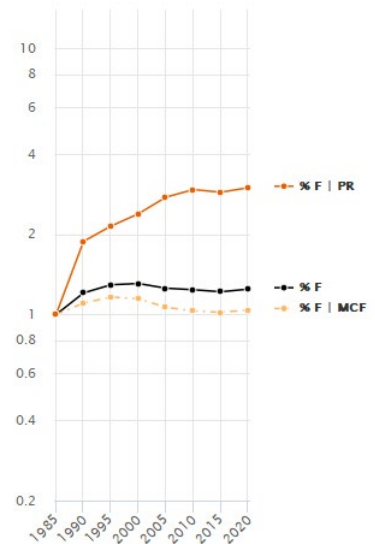
section 25



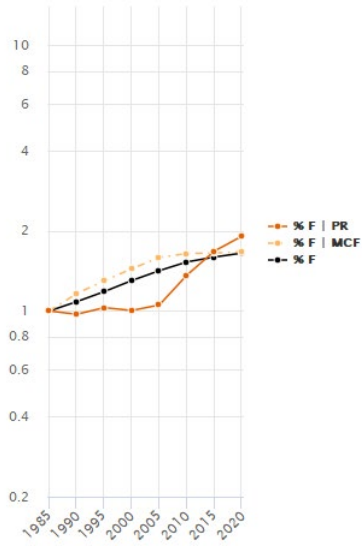
section 26



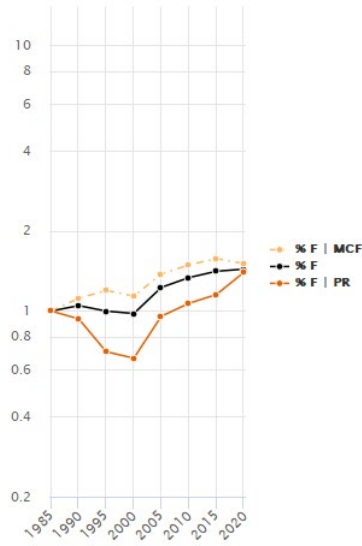
section 27



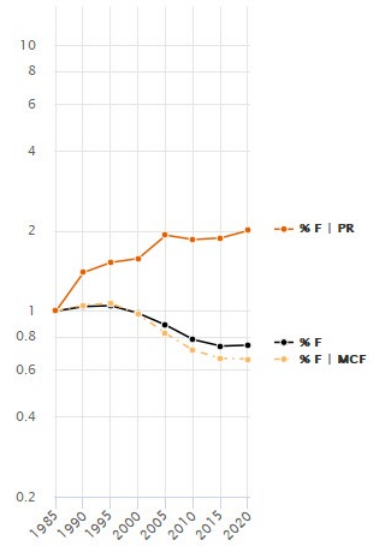
section 28



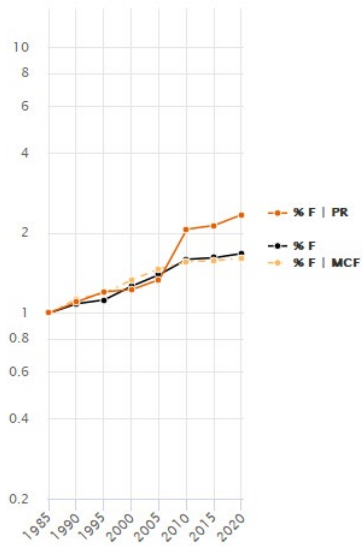
section 29



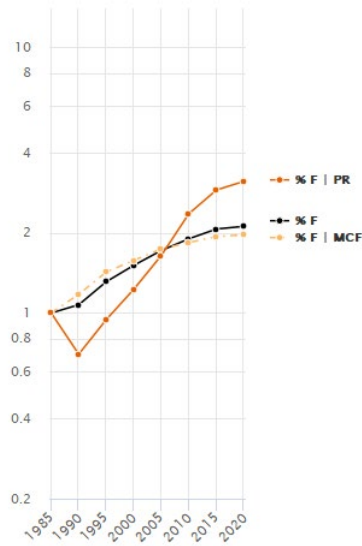
section 30



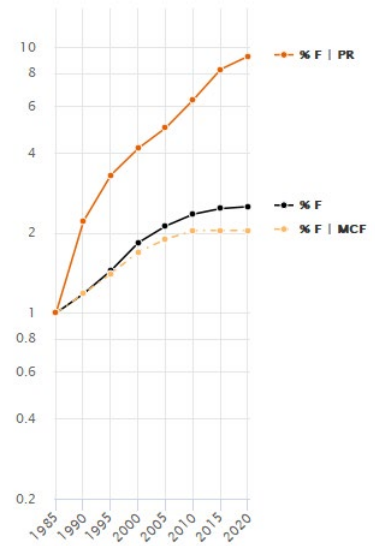
section 31



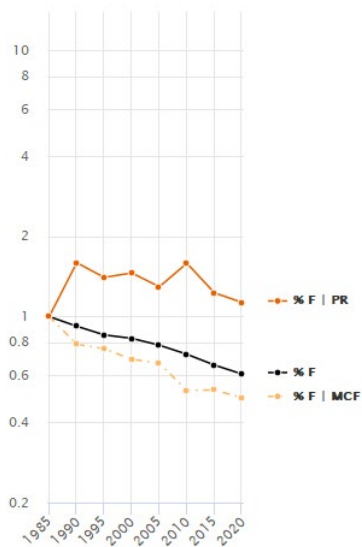
section 32



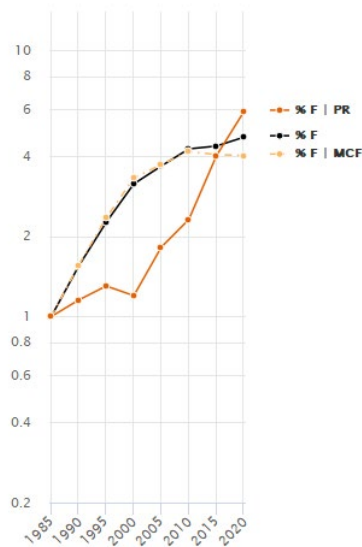
section 33



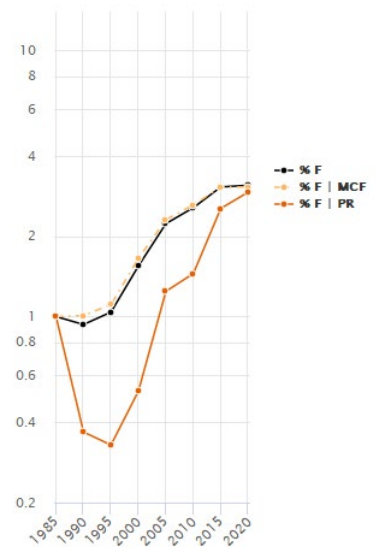
section 34



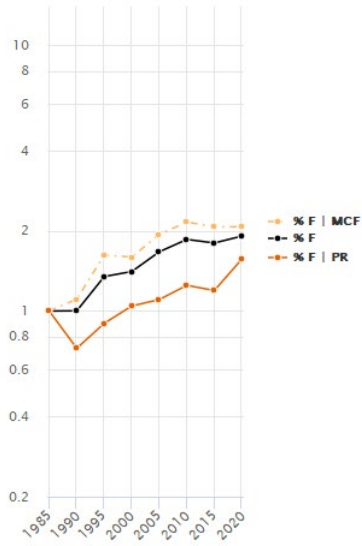
section 35



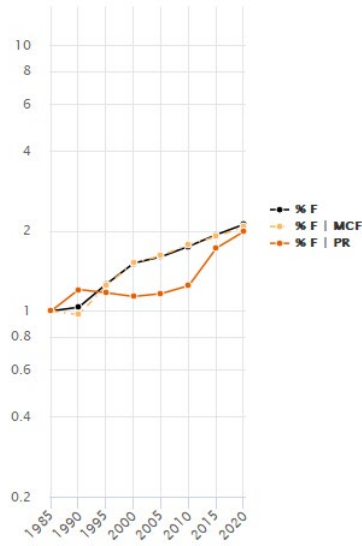
section 36



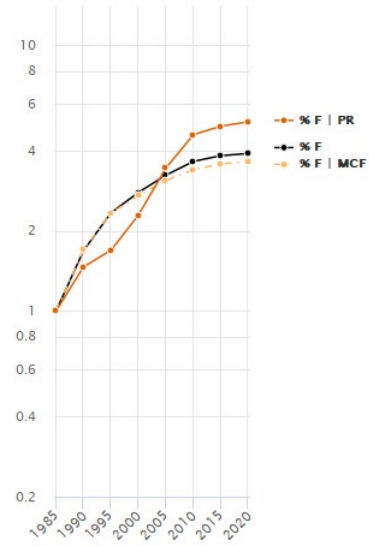
section 37



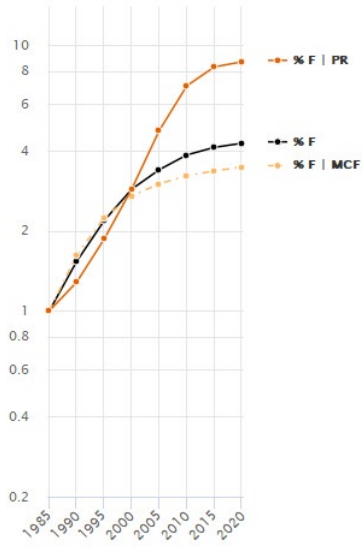
section 60



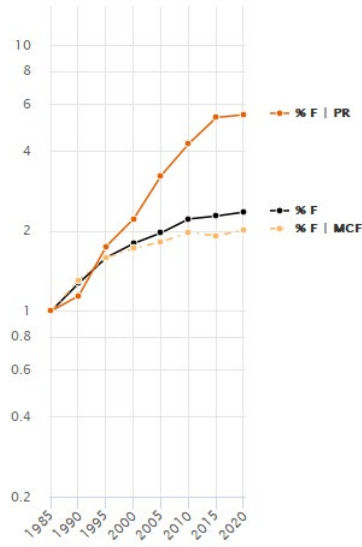
section 61



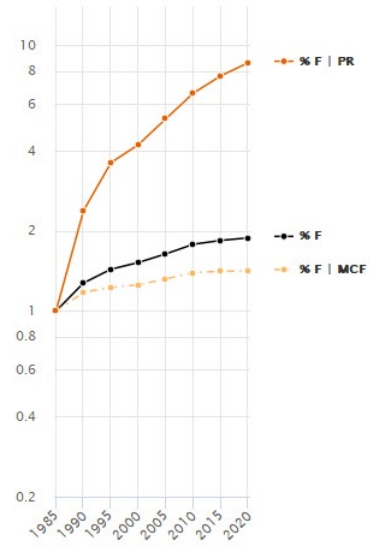
section 62



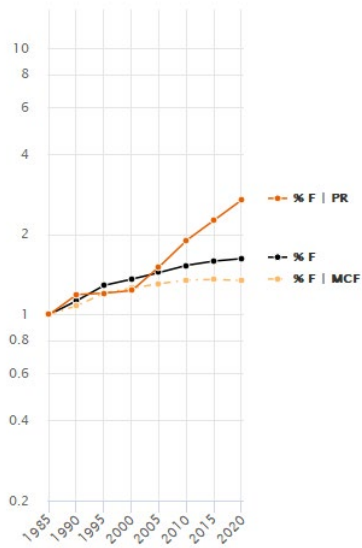
section 63



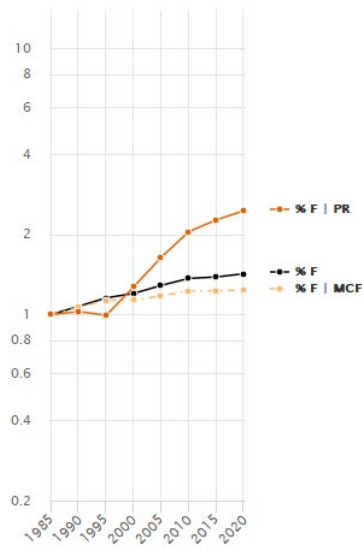
section 64



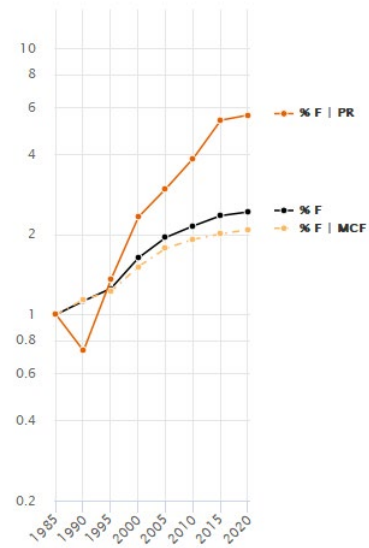
section 65

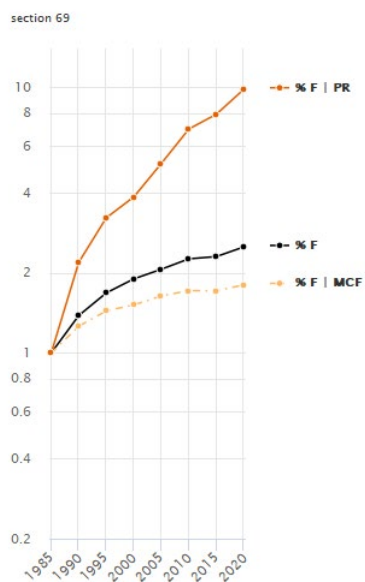
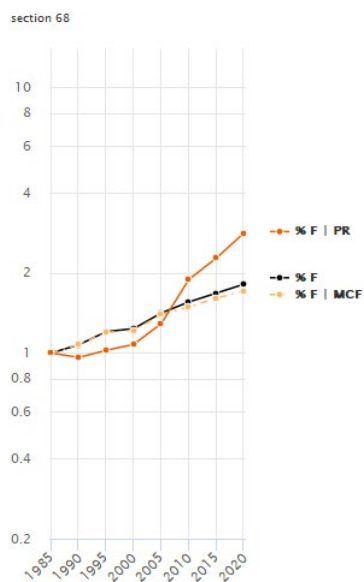


section 66



section 67



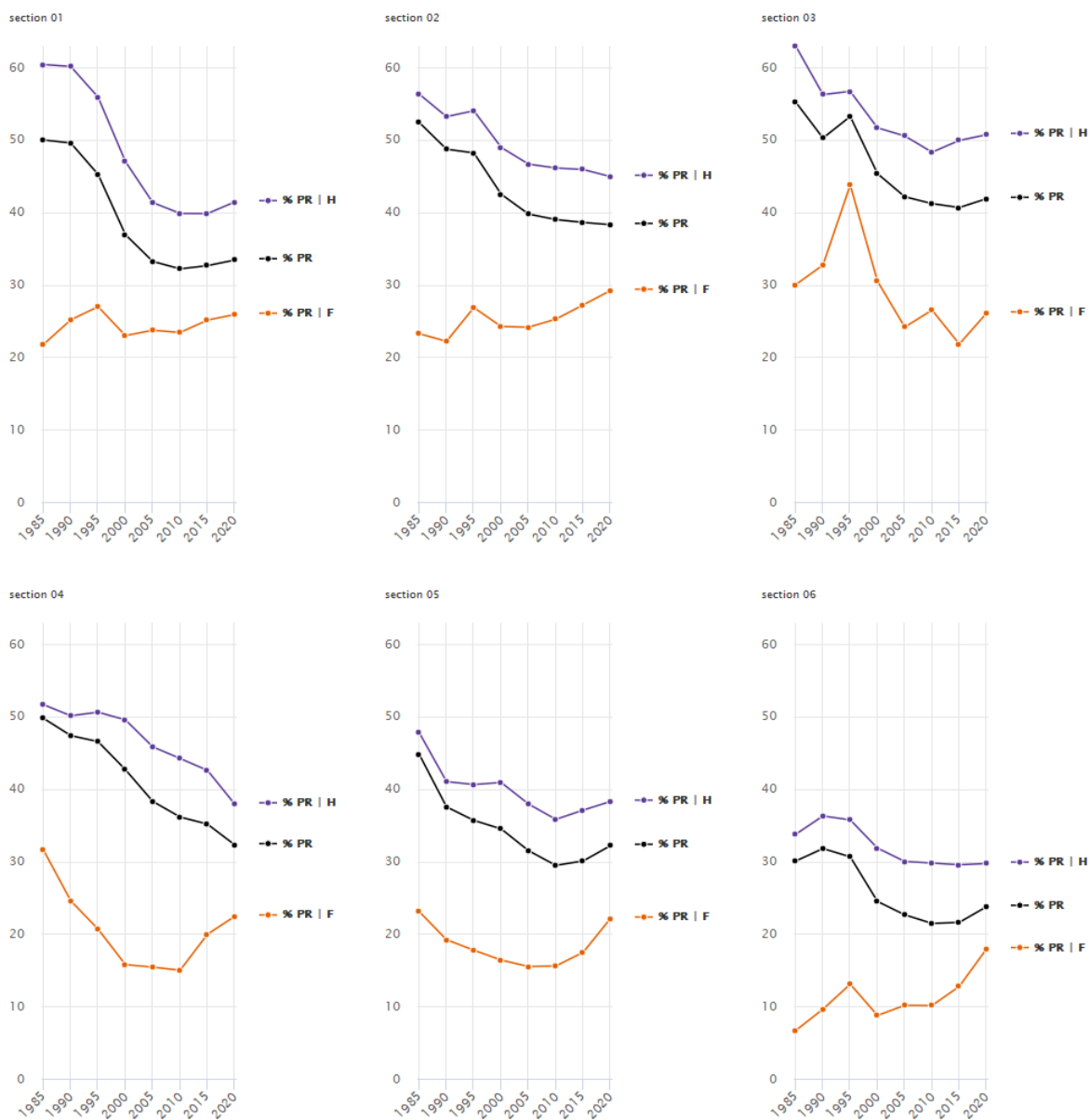


Source : MESR DGRH A1-1

Note : MCF = maître de conférences ; PR = professeur des universités ; F = femme ; H = homme.

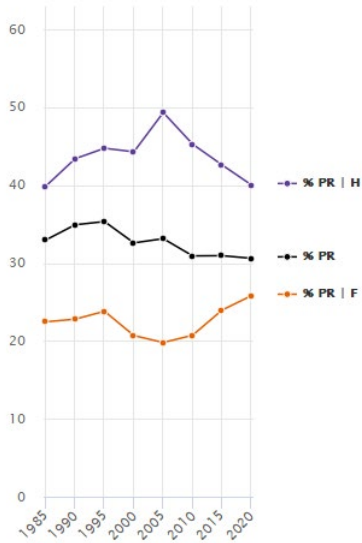
Annexe 7 : Évolution de la proportion de professeurs des sections du CNU depuis 1985 selon le sexe

A7-1 – Droit-Économie-Gestion

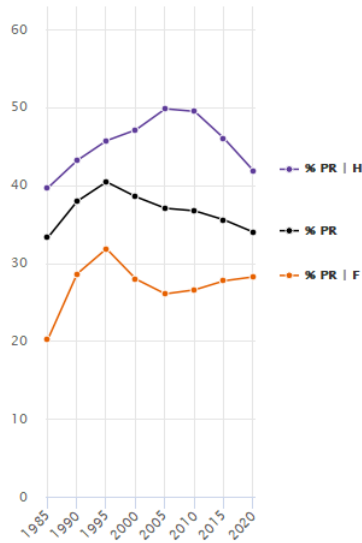


A7-2- Lettres-Sciences humaines

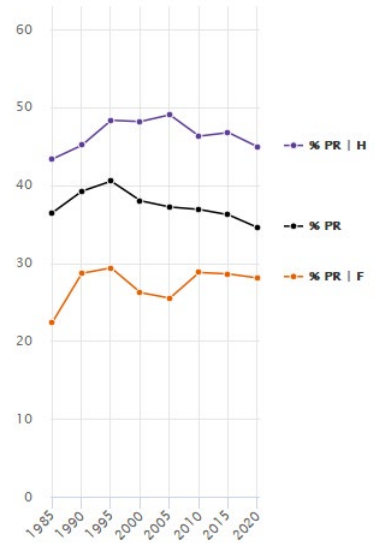
section 07



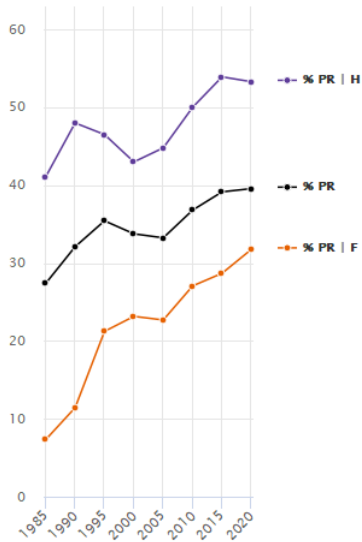
section 08



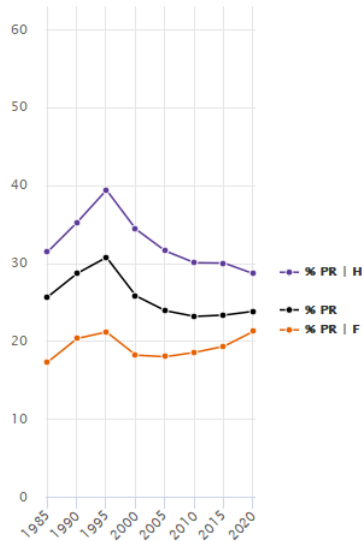
section 09



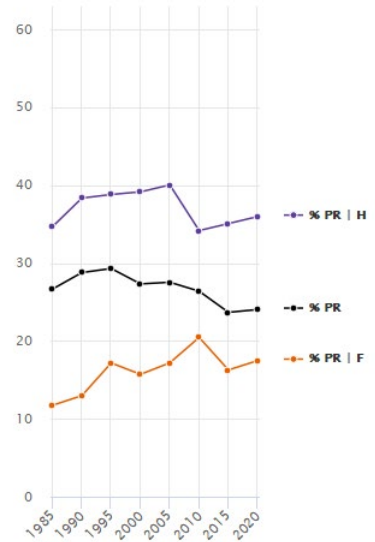
section 10



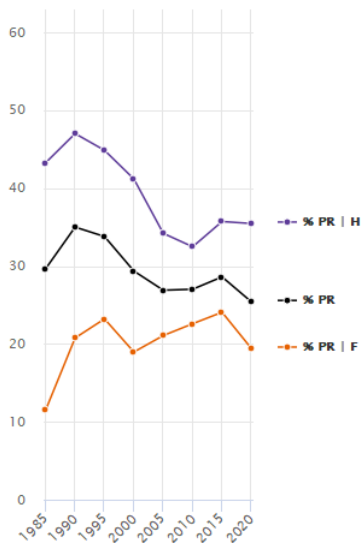
section 11



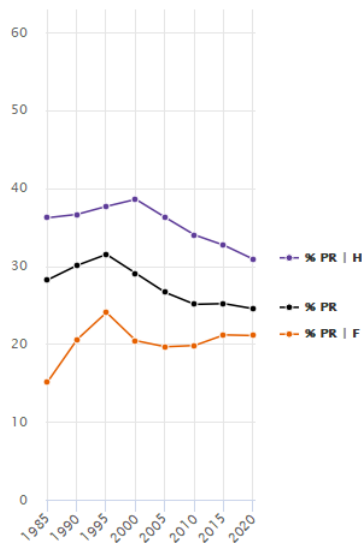
section 12



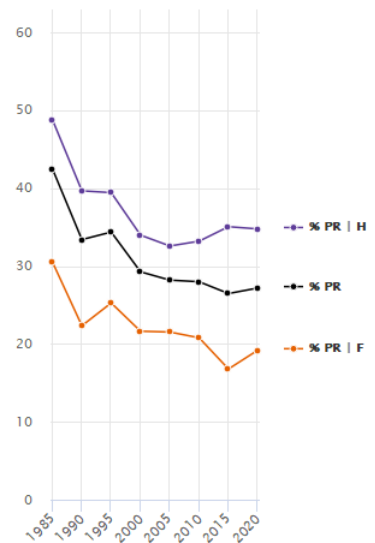
section 13



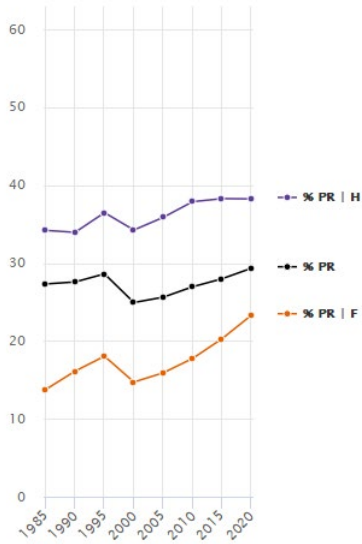
section 14



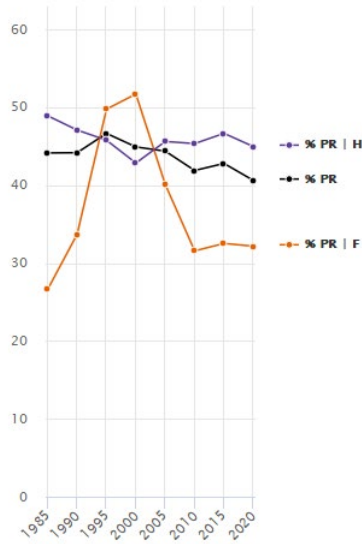
section 15



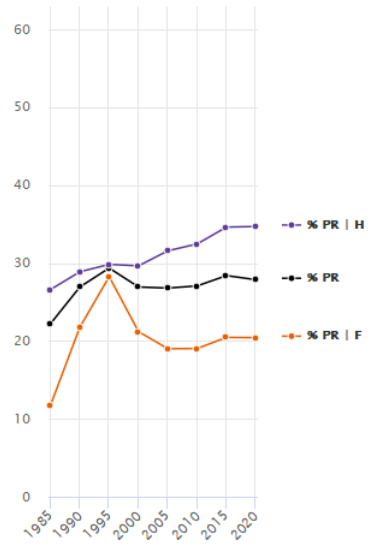
section 16



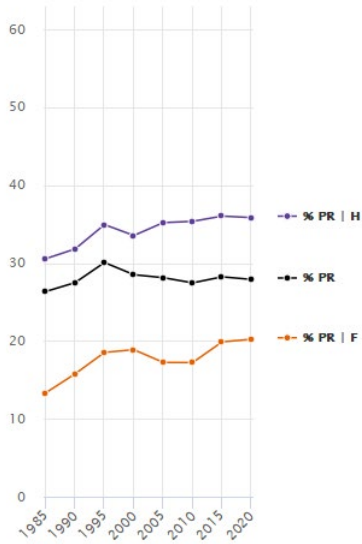
section 17



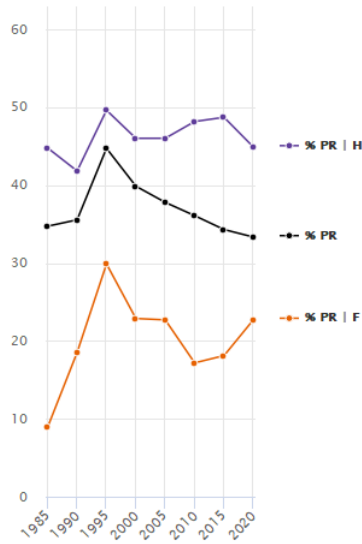
section 18



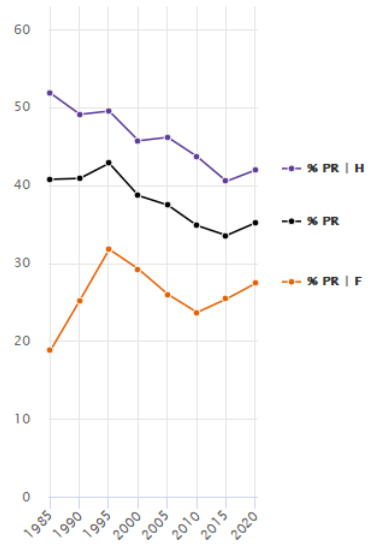
section 19



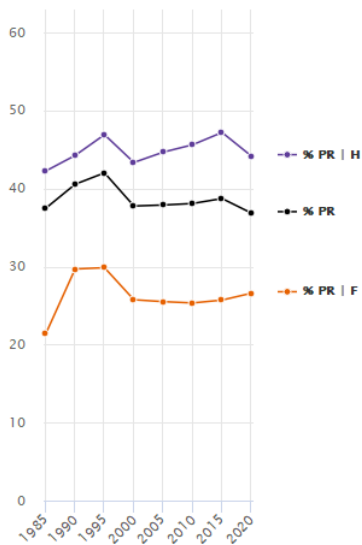
section 20



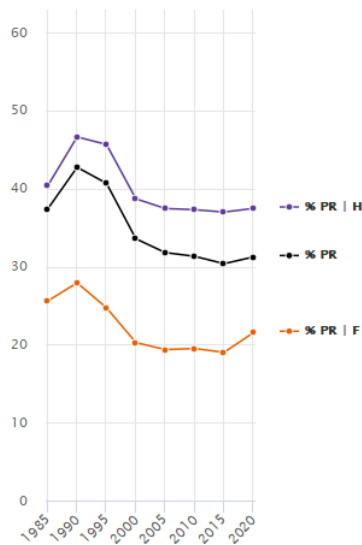
section 21



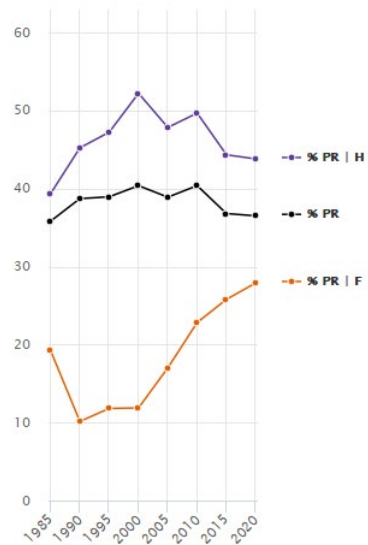
section 22



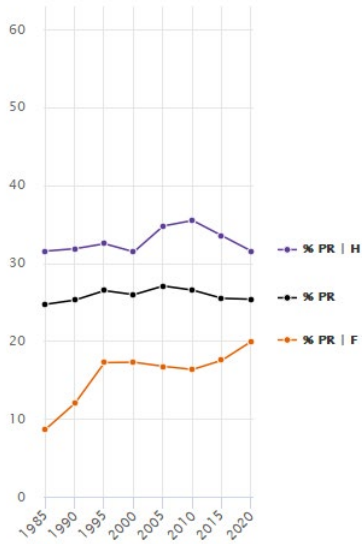
section 23



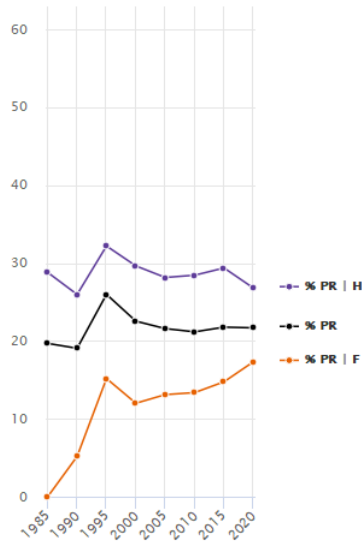
section 24



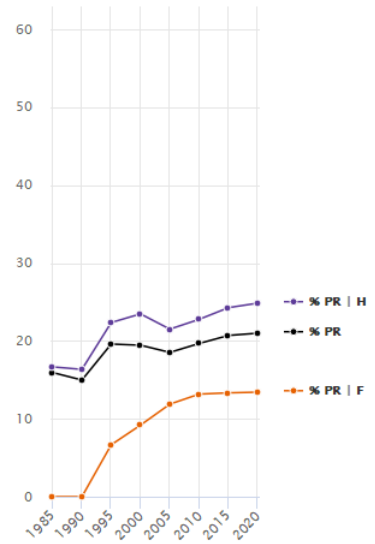
section 70



section 71

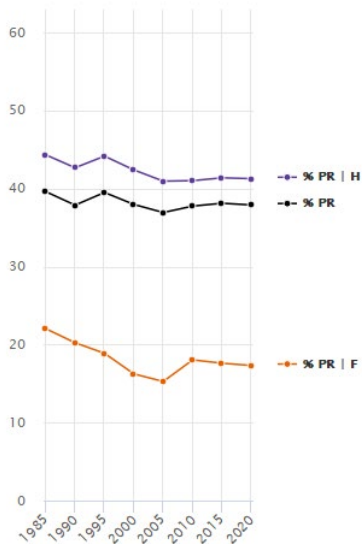


section 74

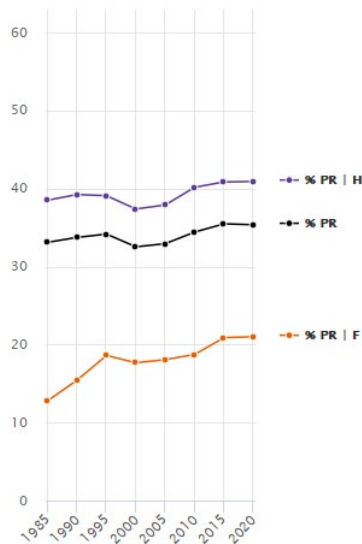


A7-3 – Sciences-Techniques

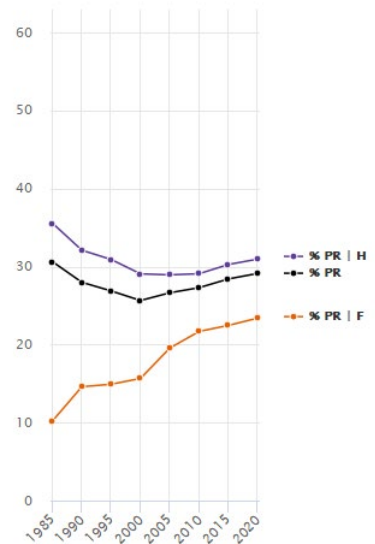
section 25



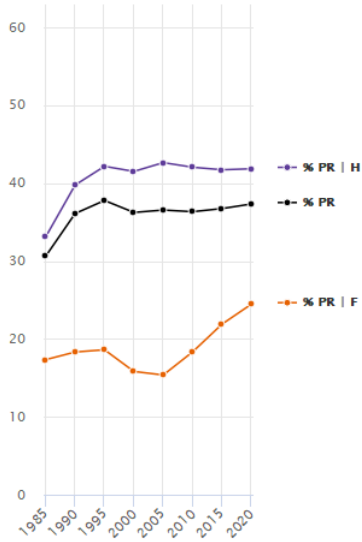
section 26



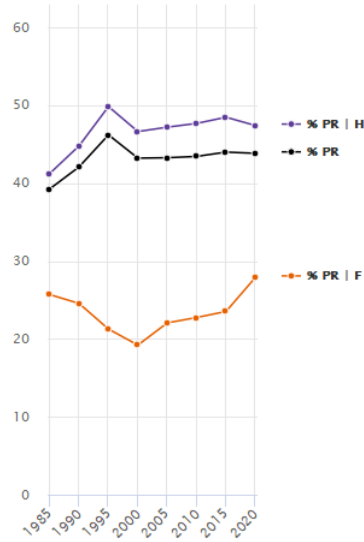
section 27



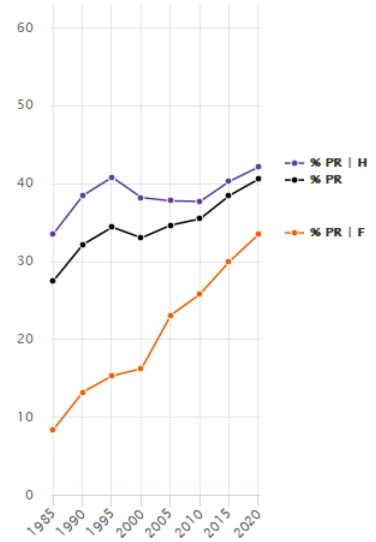
section 28



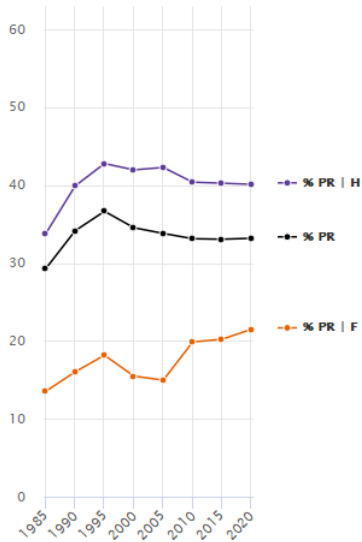
section 29



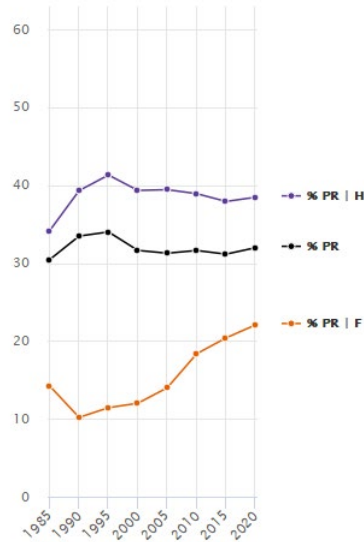
section 30



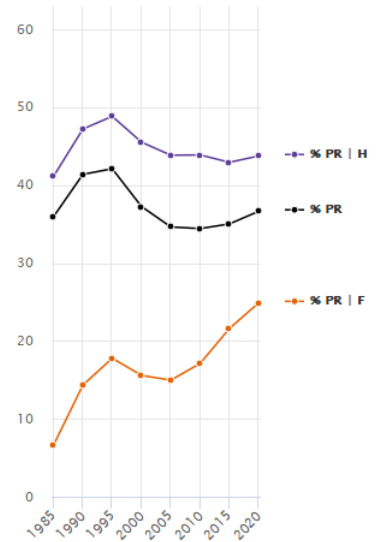
section 31



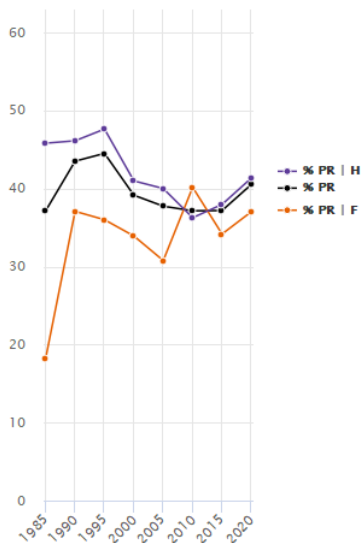
section 32



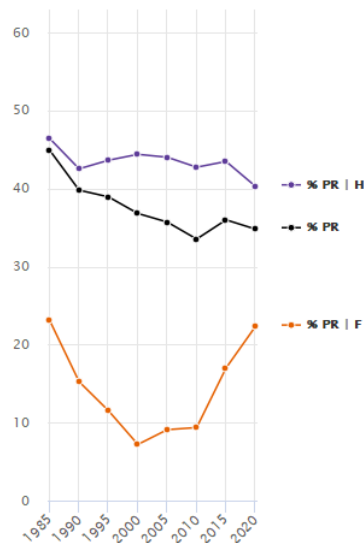
section 33



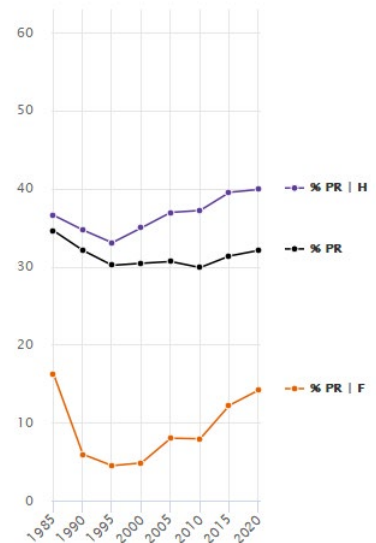
section 34



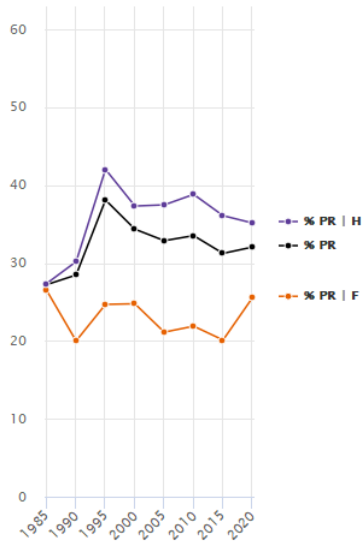
section 35



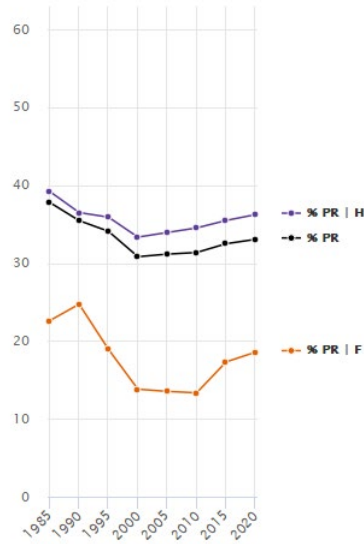
section 36



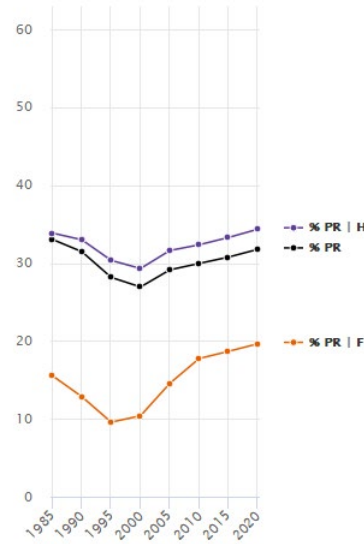
section 37



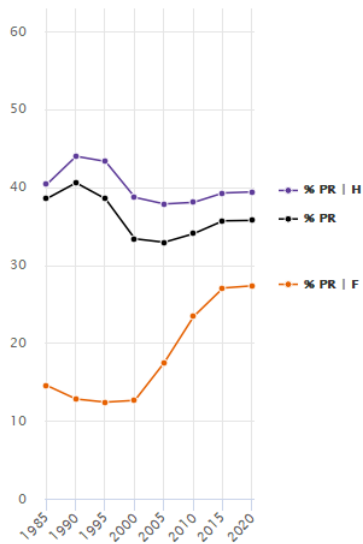
section 60



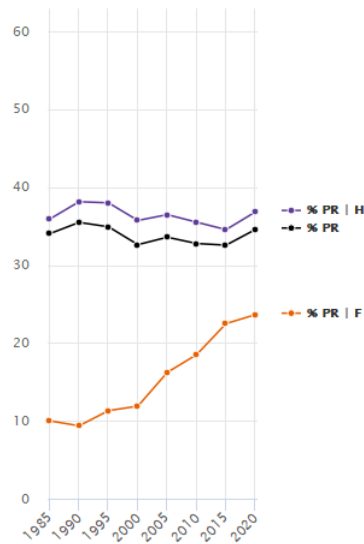
section 61



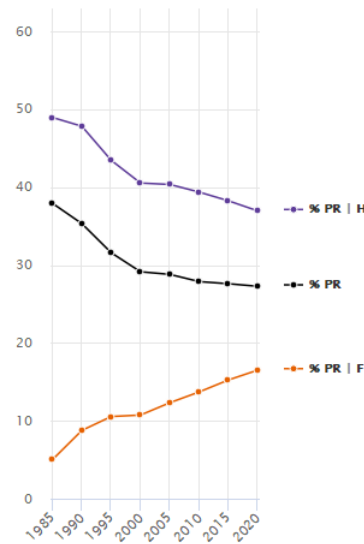
section 62



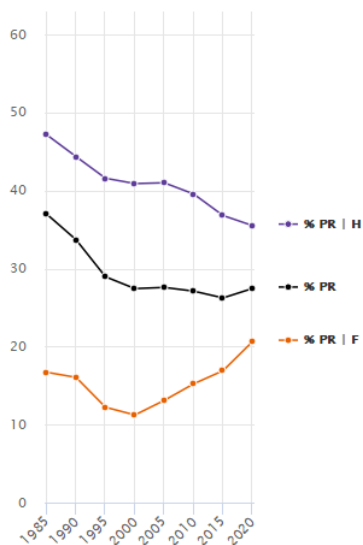
section 63



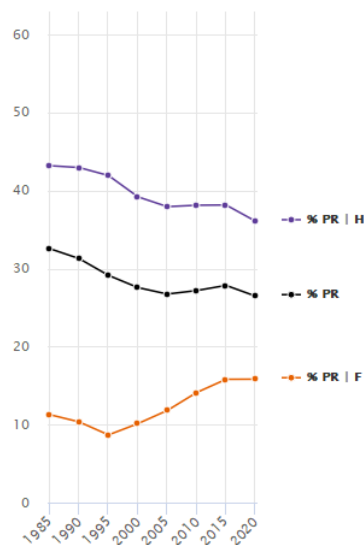
section 64



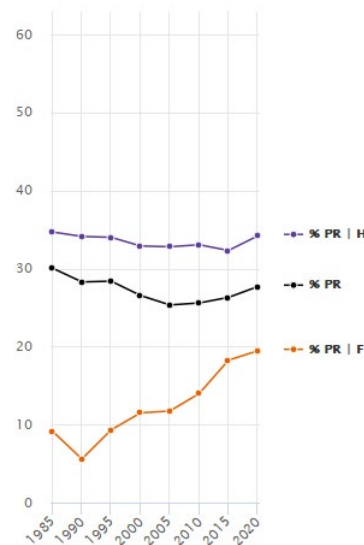
section 65

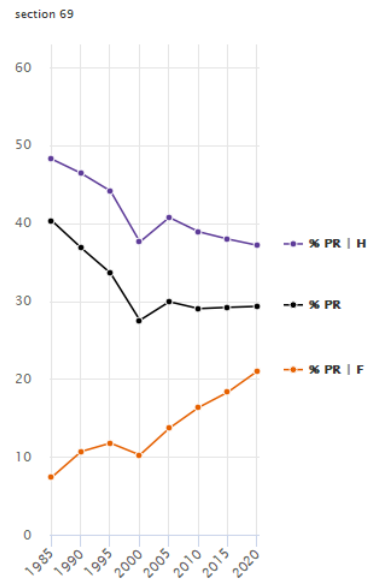
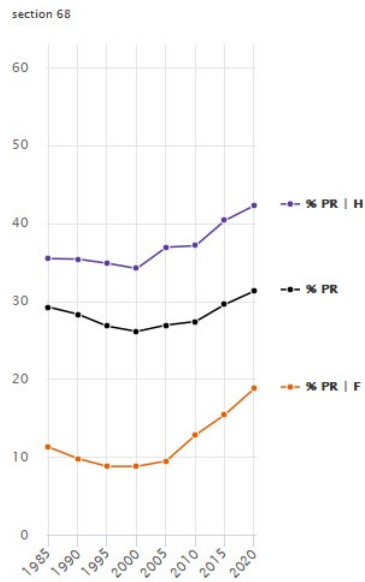


section 66



section 67





Source : MESR DGRH A1-1

Note : MCF = maître de conférences ; PR = professeur des universités ; F = femme ; H = homme.

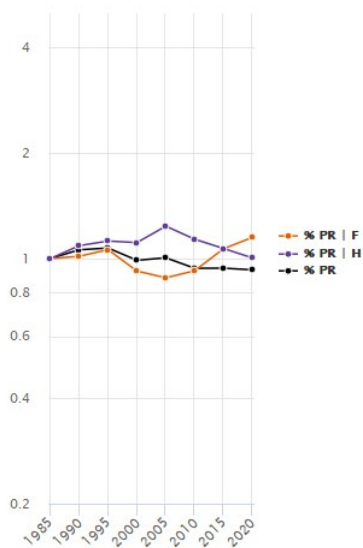
Annexe 7-bis : Évolution de la proportion de professeurs des sections du CNU depuis 1985 selon le sexe (base 1 ; échelle logarithmique)

A7-bis-1 – Droit-Économie-Gestion

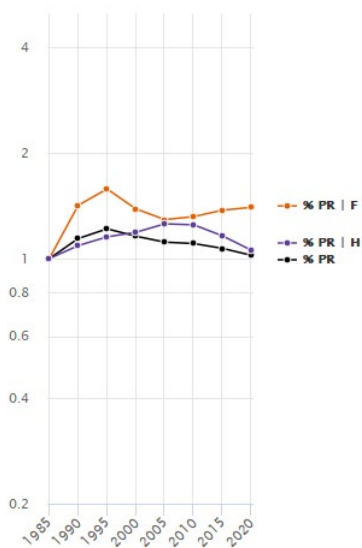


A7-bis-2- Lettres-Sciences humaines

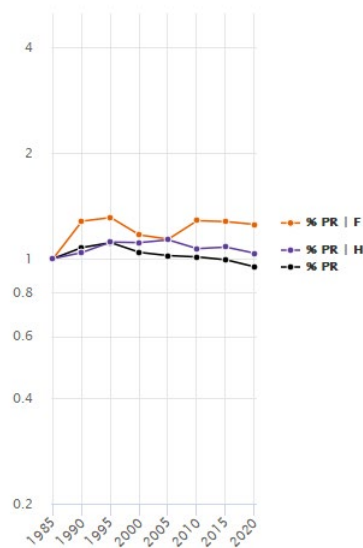
section 07



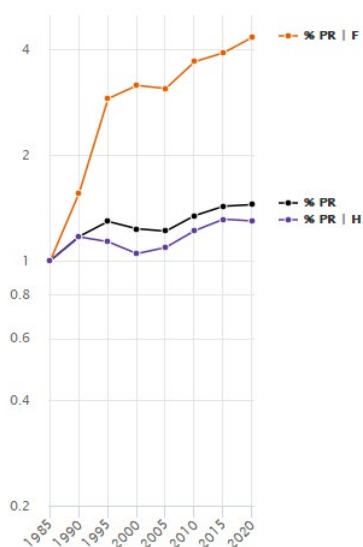
section 08



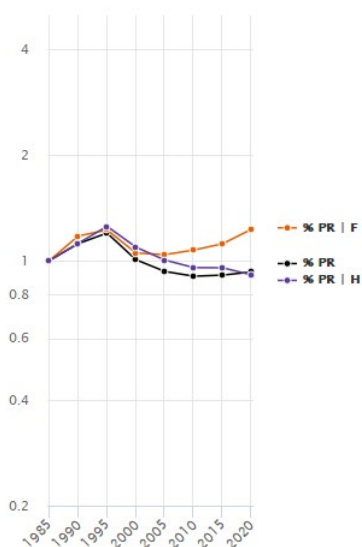
section 09



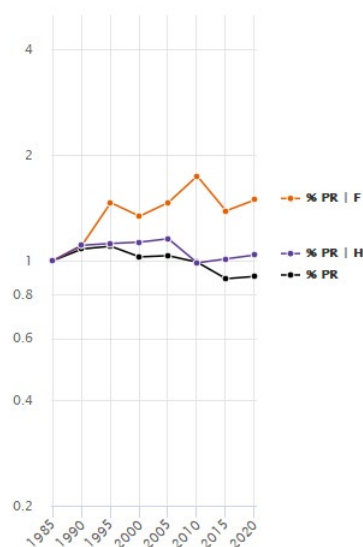
section 10



section 11



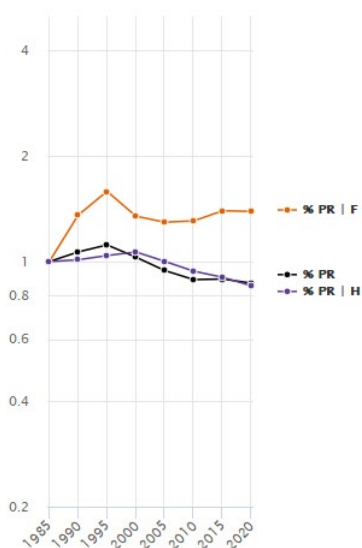
section 12



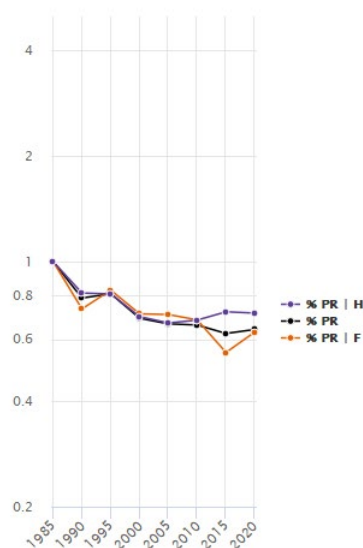
section 13



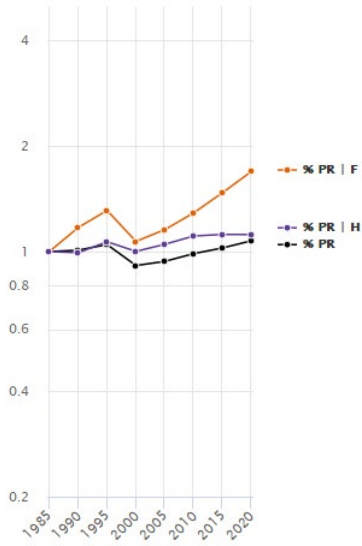
section 14



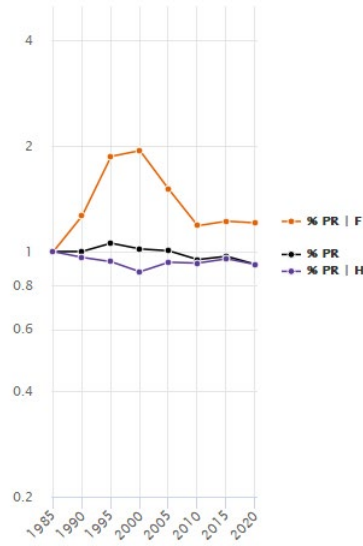
section 15



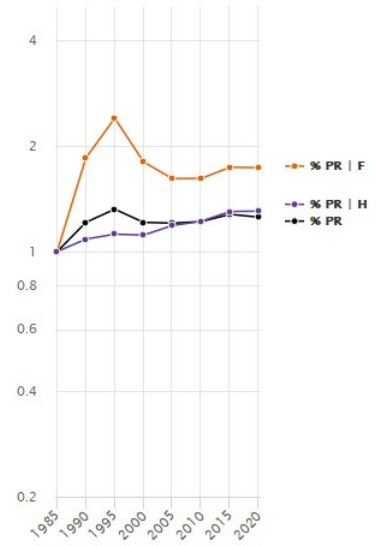
section 16



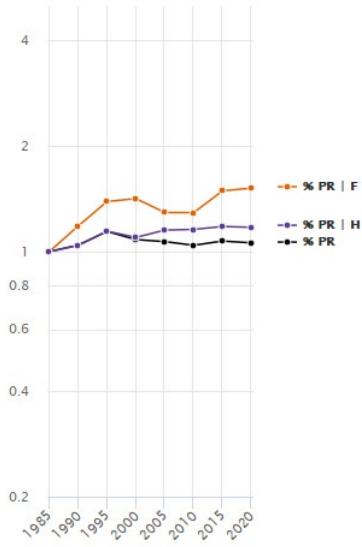
section 17



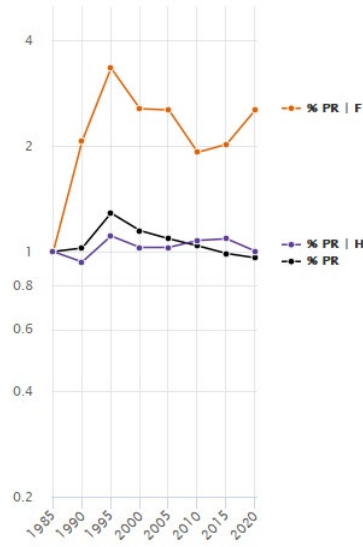
section 18



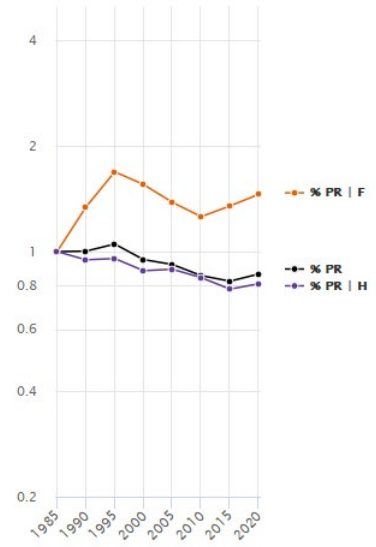
section 19



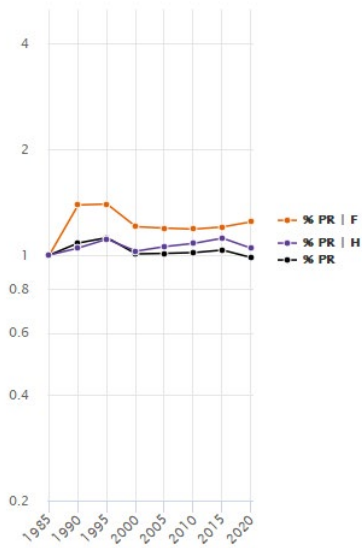
section 20



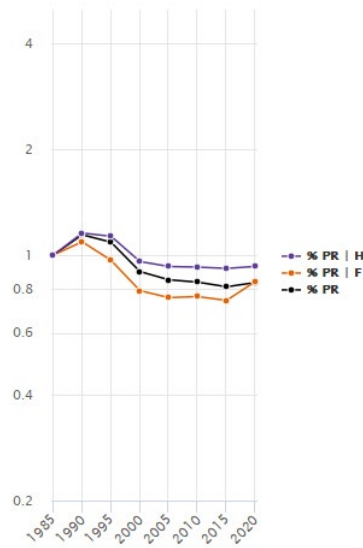
section 21



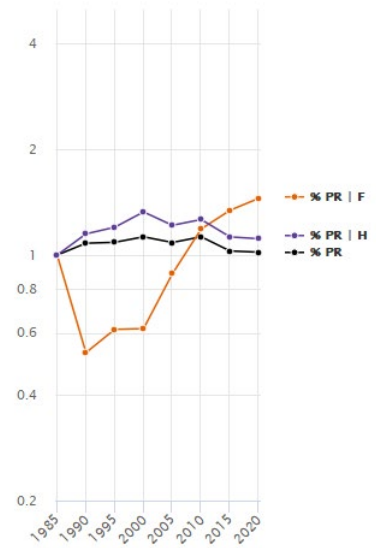
section 22



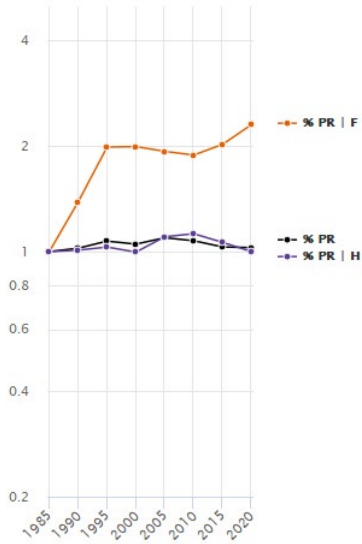
section 23



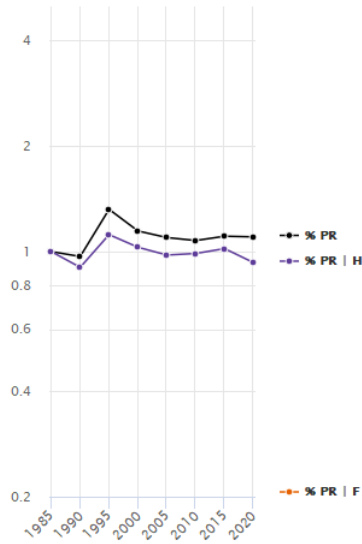
section 24



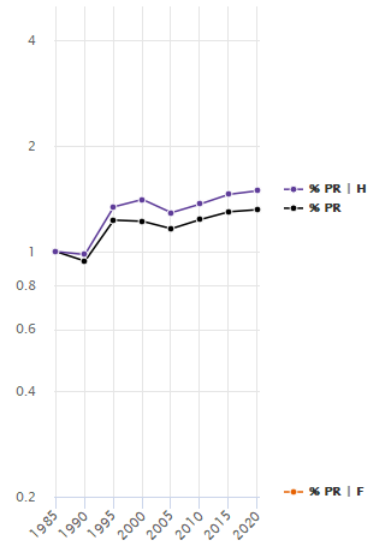
section 70



section 71

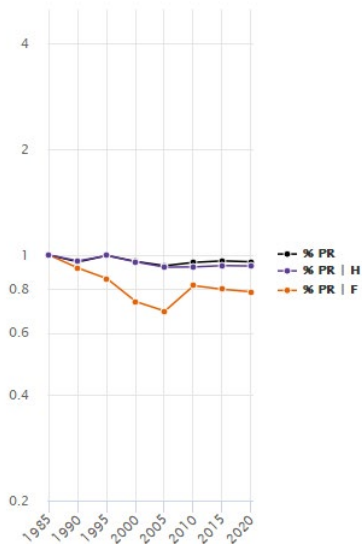


section 74

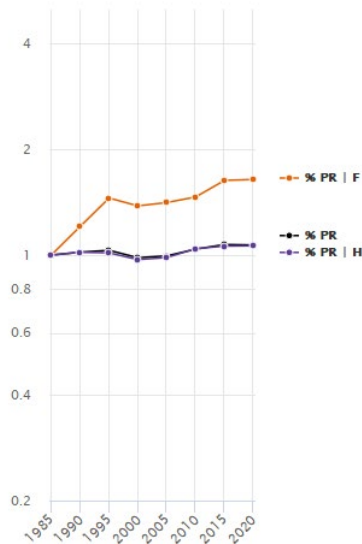


A7-bis-3 – Sciences-Techniques

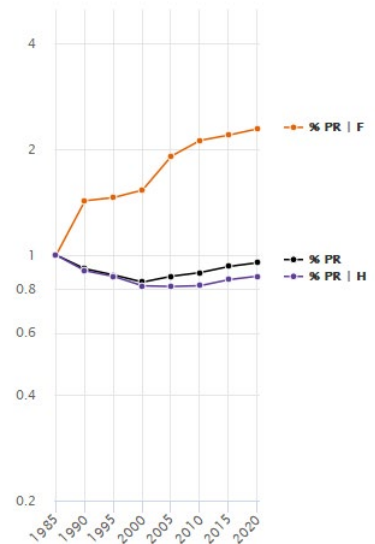
section 25



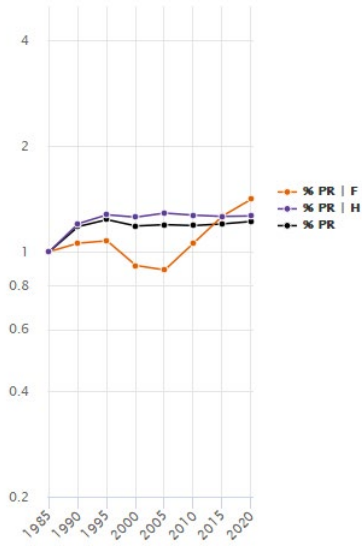
section 26



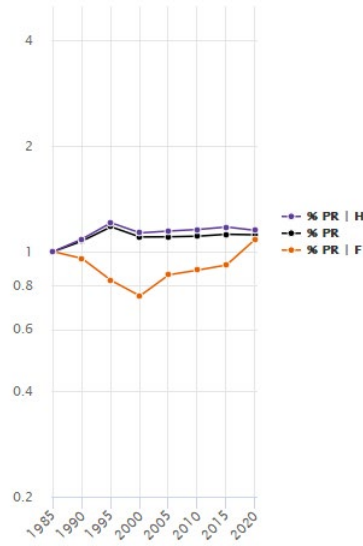
section 27



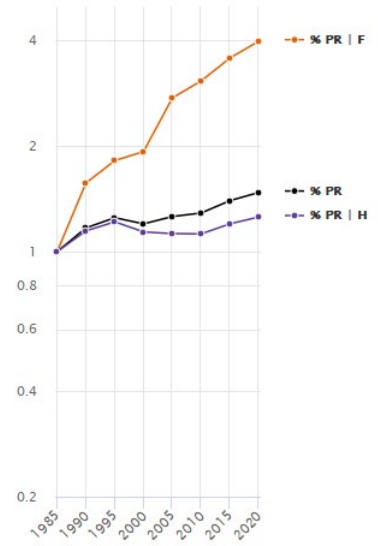
section 28



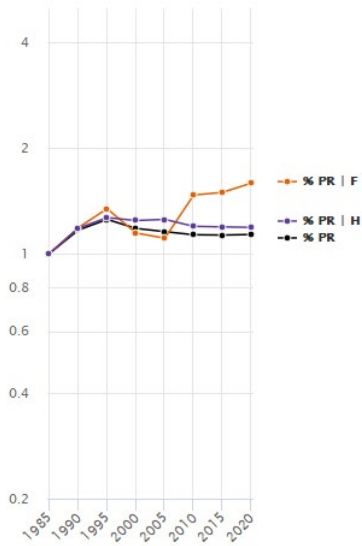
section 29



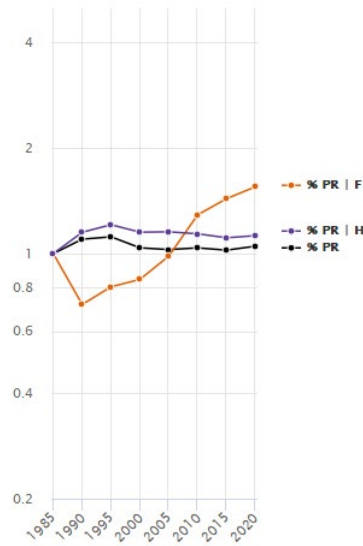
section 30



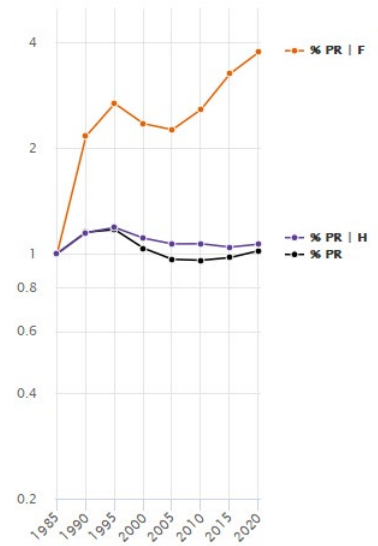
section 31



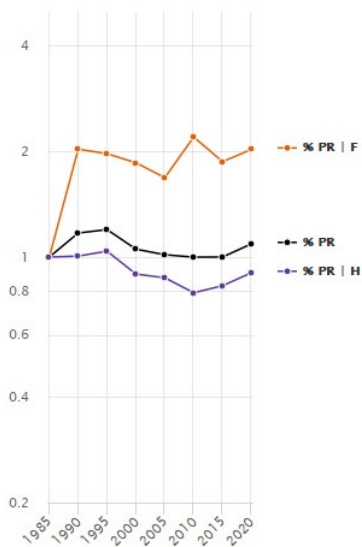
section 32



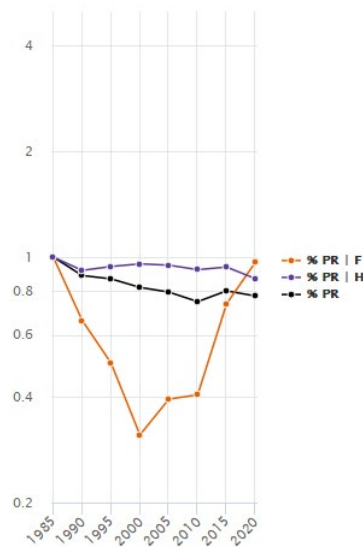
section 33



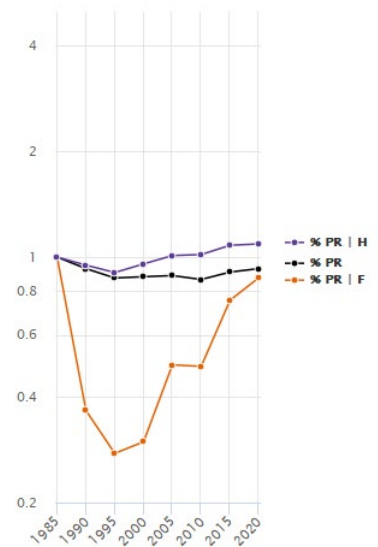
section 34



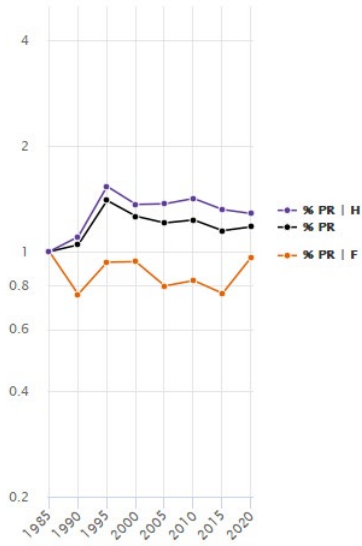
section 35



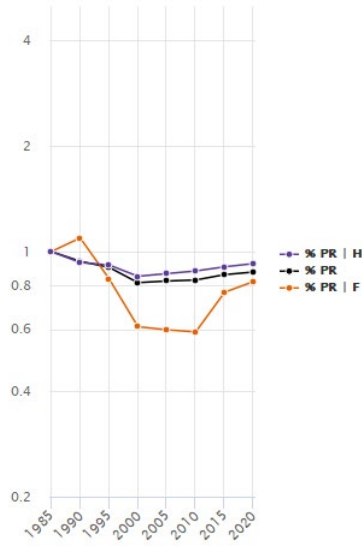
section 36



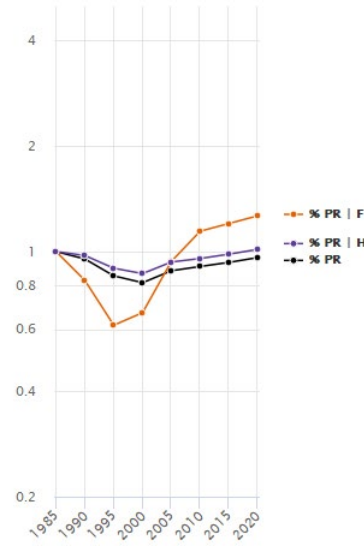
section 37



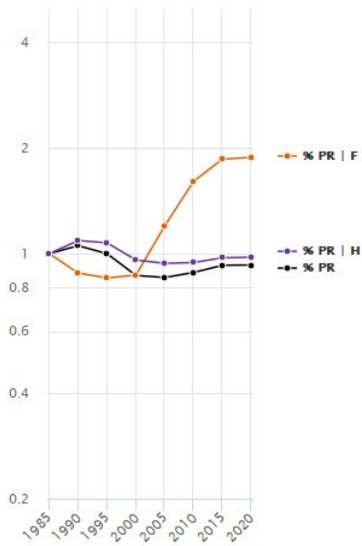
section 60



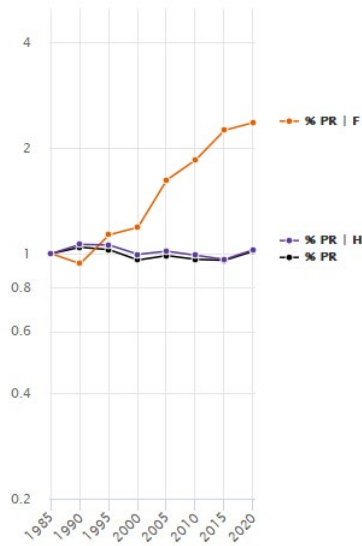
section 61



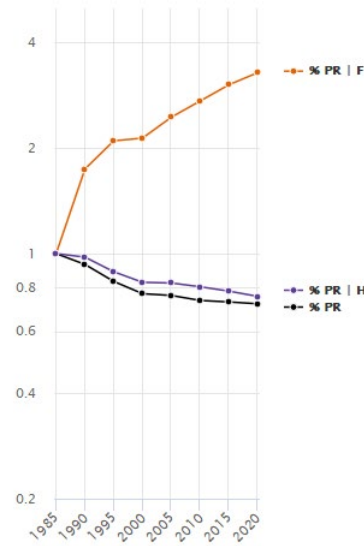
section 62



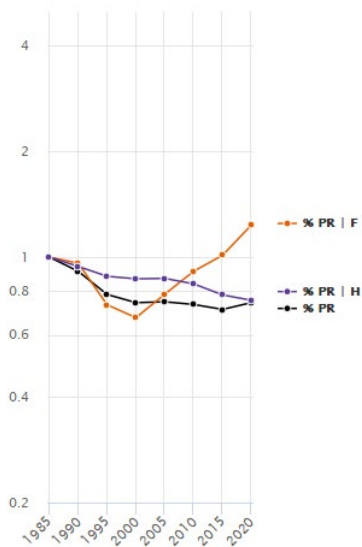
section 63



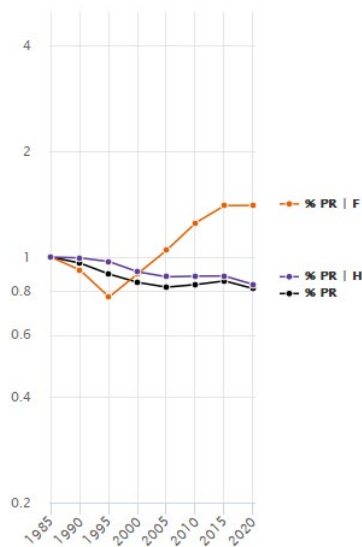
section 64



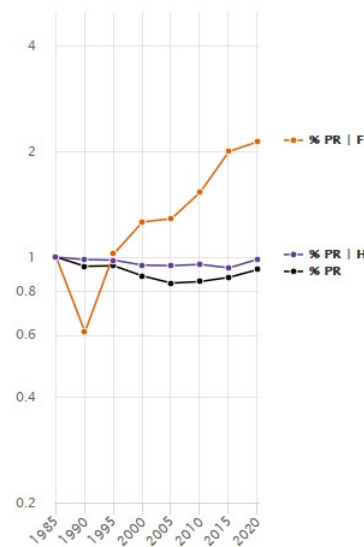
section 65

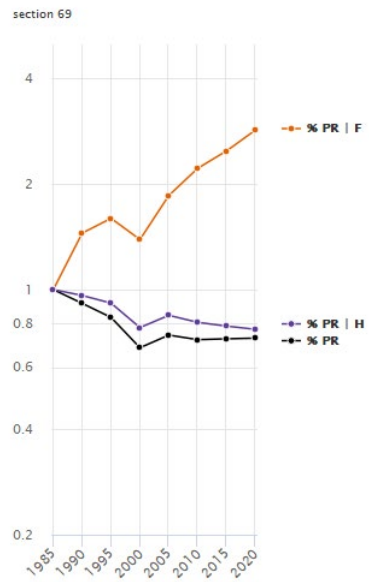
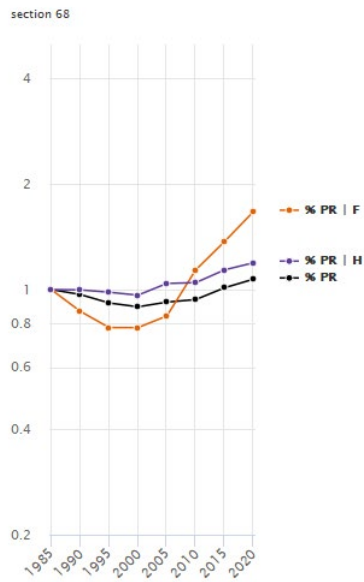


section 66



section 67





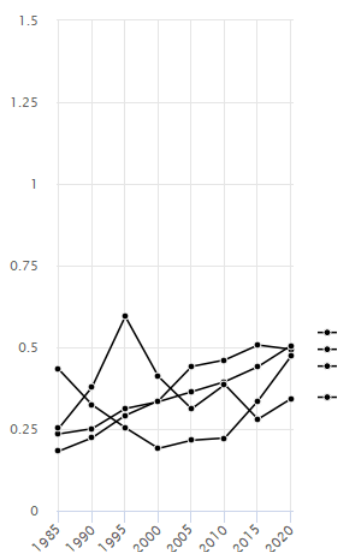
Source : MESR DGRH A1-1

Note : MCF = maître de conférences ; PR = professeur des universités ; F = femme ; H = homme.

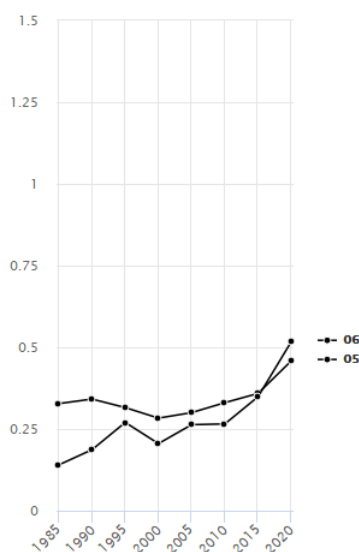
Annexe 8 : Évolution des *odds ratio* des sections du CNU depuis 1985 au sein des groupes disciplinaires

A8-1 – Droit-Économie-Gestion

Droit et science politique

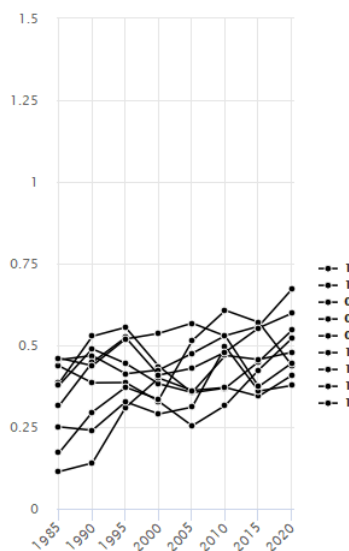


Sciences économiques et de gestion

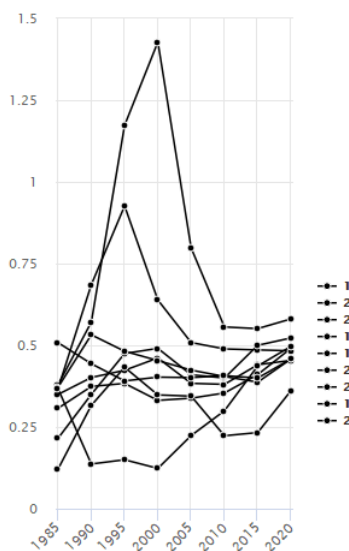


A8-2– Lettres-Sciences humaines

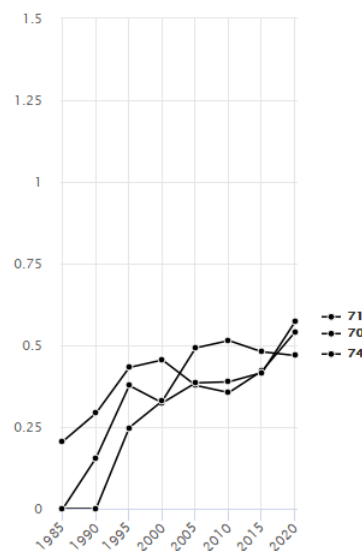
Langues et littératures



Sciences humaines

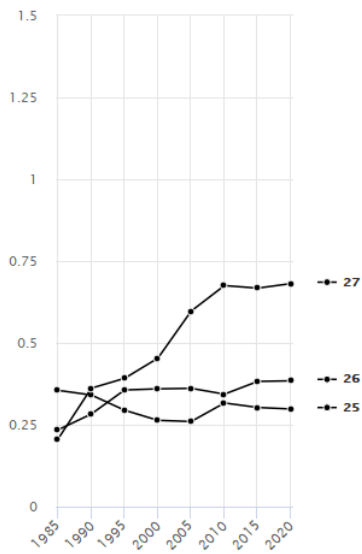


Groupe interdisciplinaire

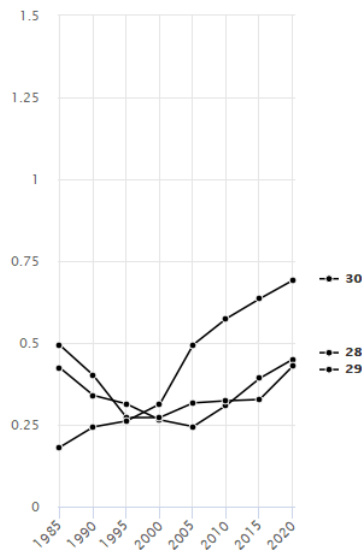


A8-3 – Sciences-Techniques

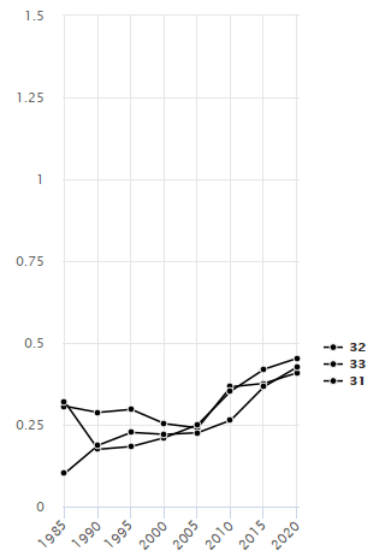
Mathématiques et informatique



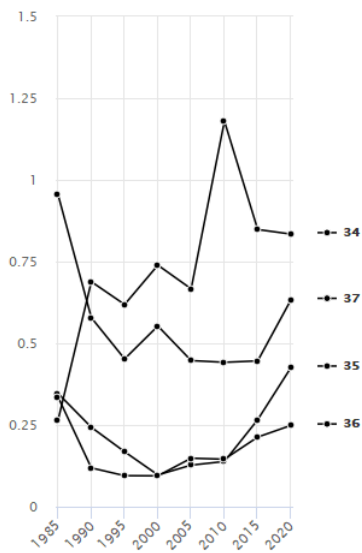
Physique



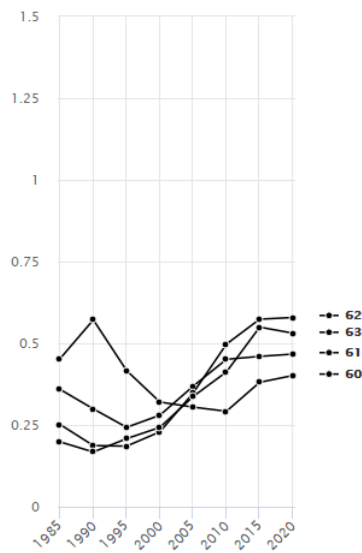
Chimie



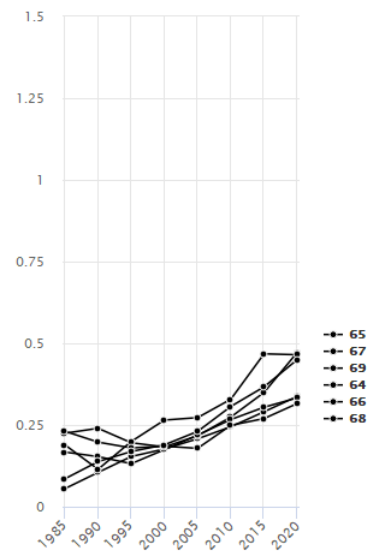
Sciences de la terre



Sciences de l'ingénieur



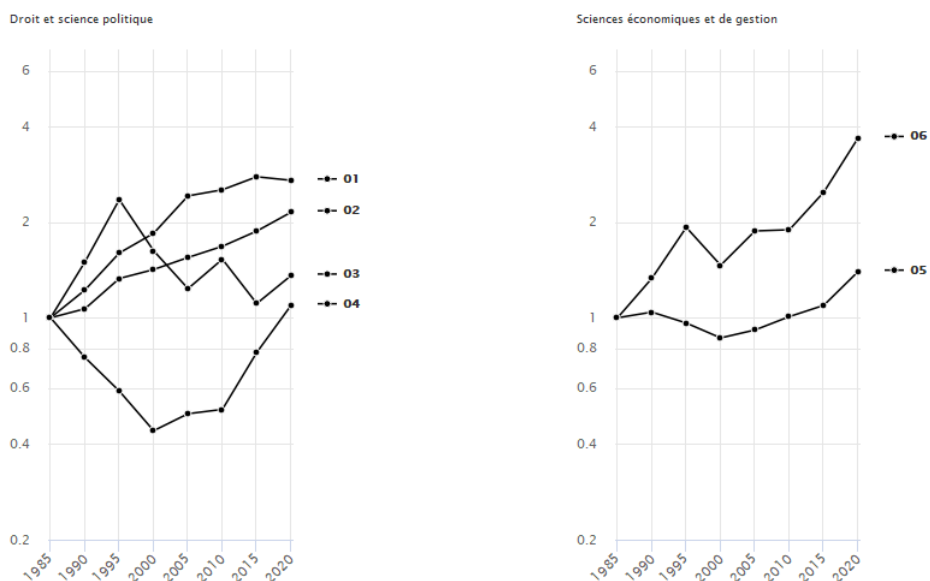
Biologie et biochimie



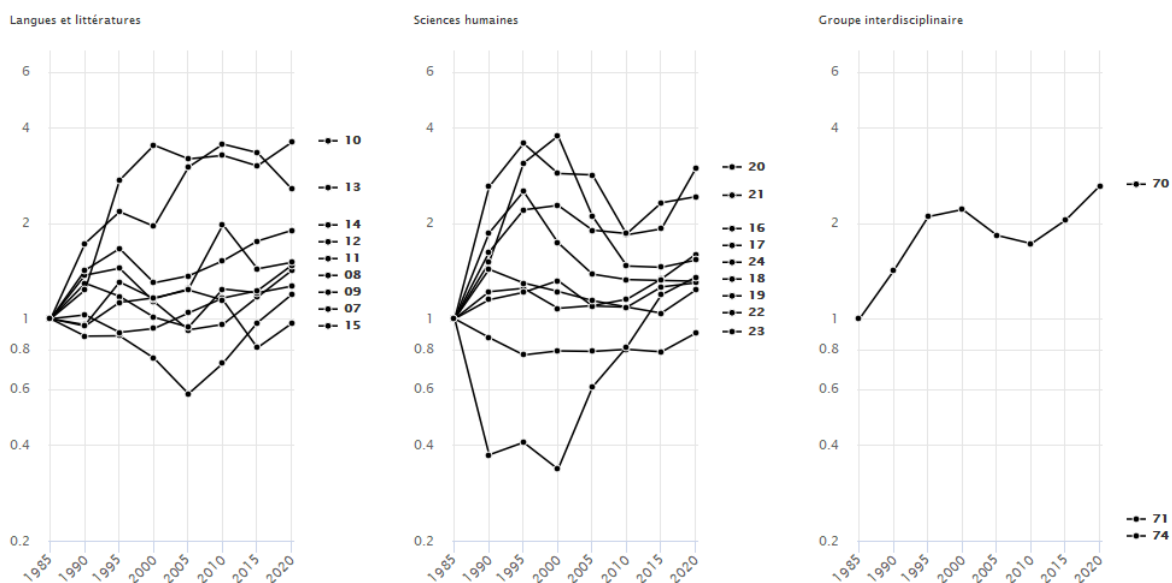
Source : MESR DGRH A1-1

Annexe 8-bis : Évolution des *odds ratio* des sections du CNU depuis 1985 au sein des groupes disciplinaires (base 1 ; échelle logarithmique)

A8-bis-1 – Droit-Économie-Gestion

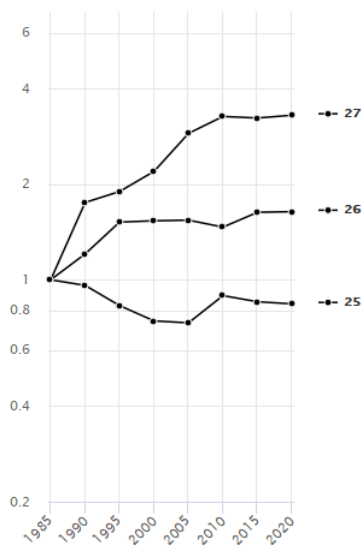


A8-bis-2 – Lettres-Sciences humaines

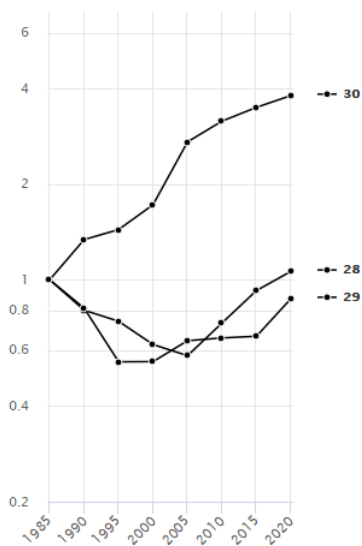


A8-bis-3 – Sciences-Techniques

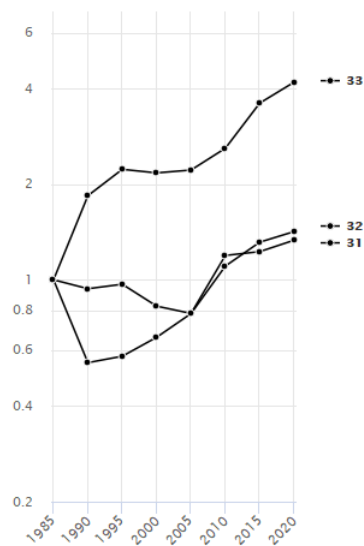
Mathématiques et informatique



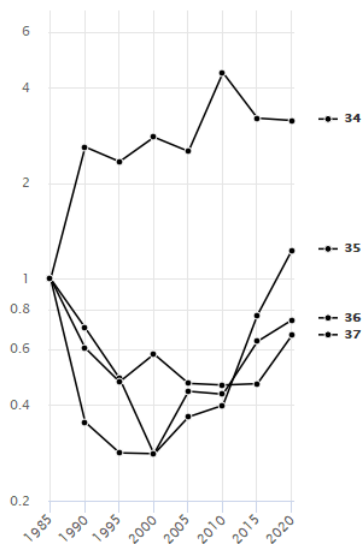
Physique



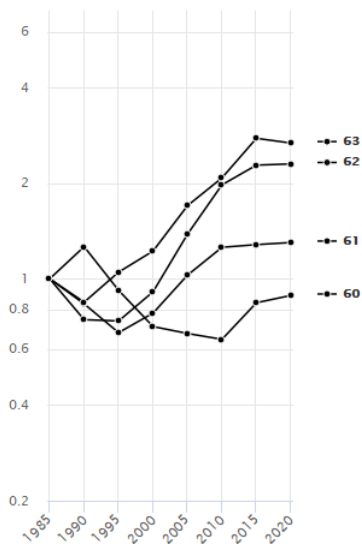
Chimie



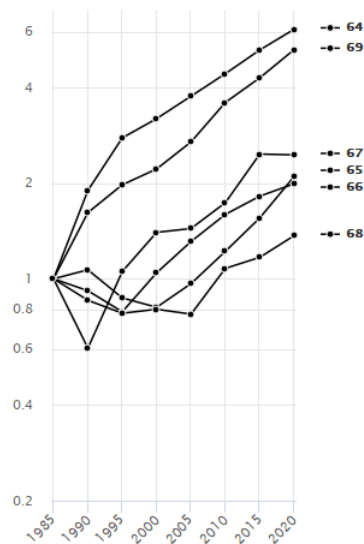
Sciences de la terre



Sciences de l'ingénieur



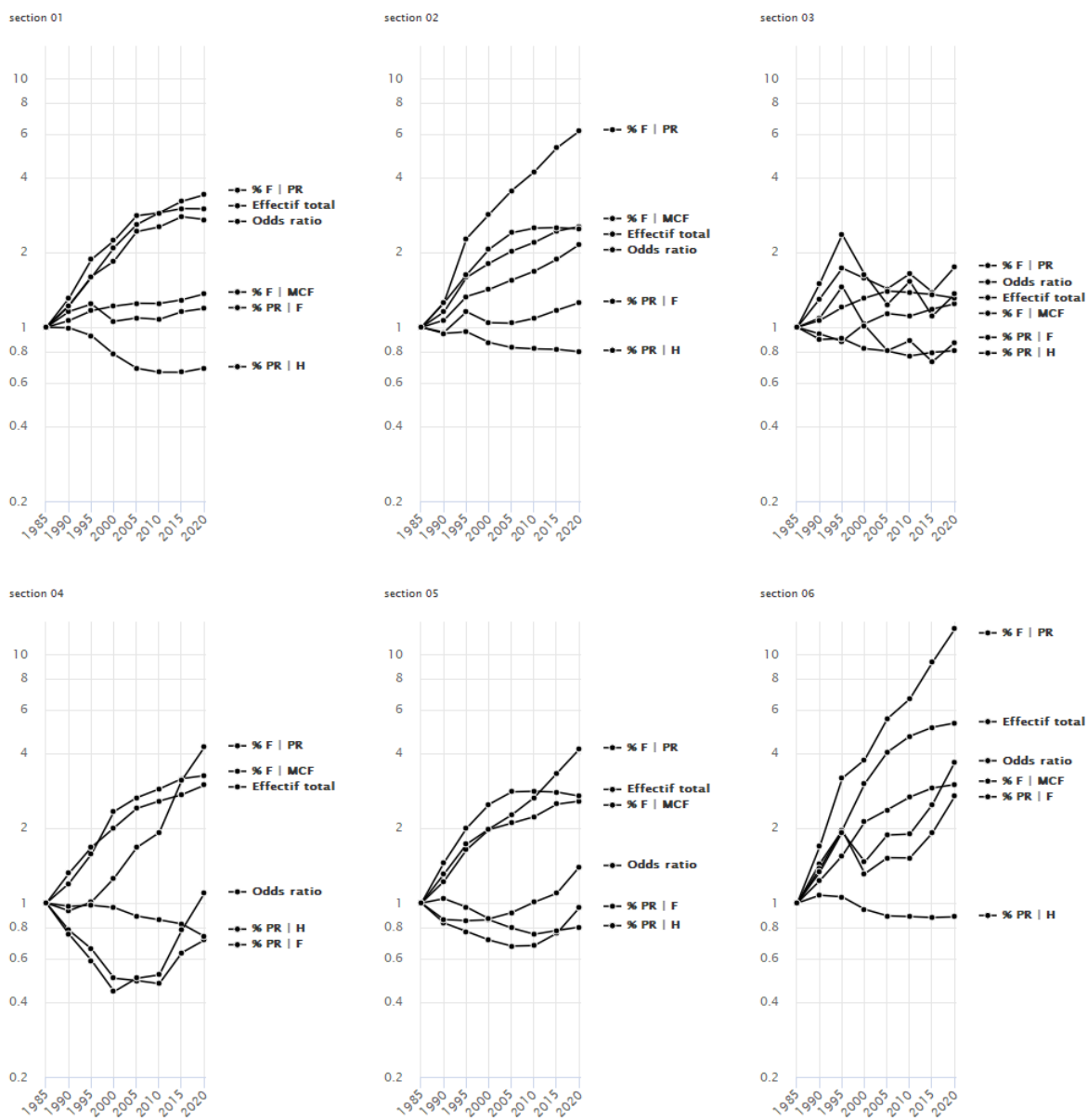
Biologie et biochimie



Source : MESR DGRH A1-1

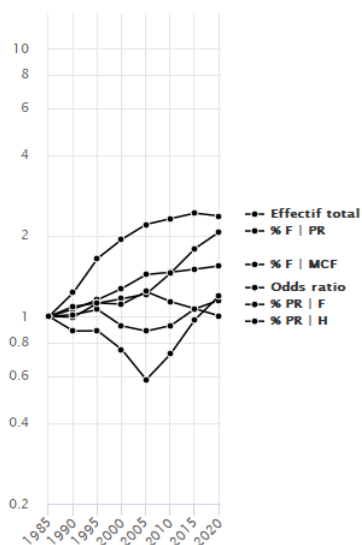
Annexe 9 : Comparaison de l'évolution des différents indicateurs des sections du CNU depuis 1985 (base 1 ; échelle logarithmique)

A9-1 – Droit-Économie-Gestion

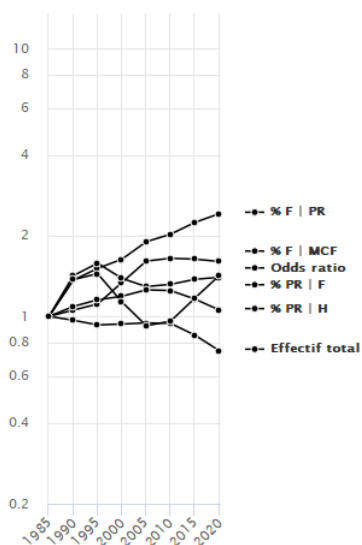


A9-2– Lettres-Sciences humaines

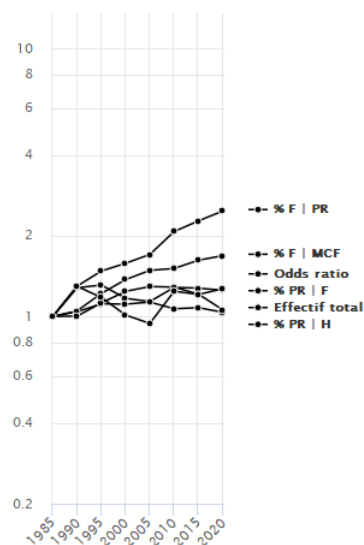
section 07



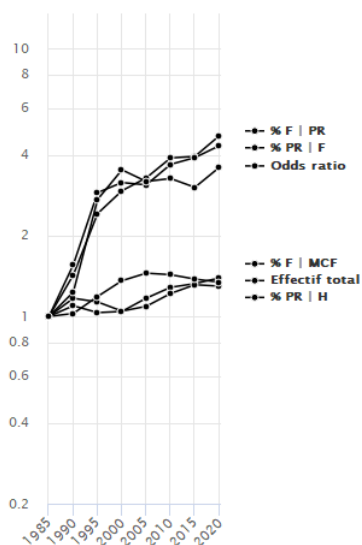
section 08



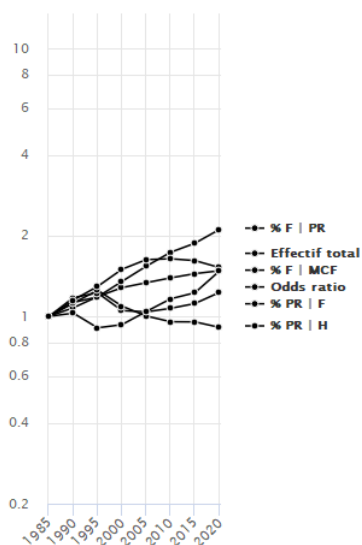
section 09



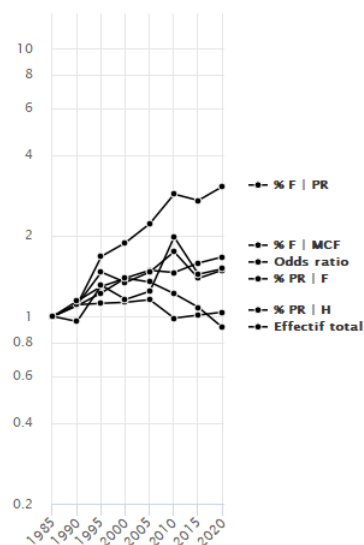
section 10



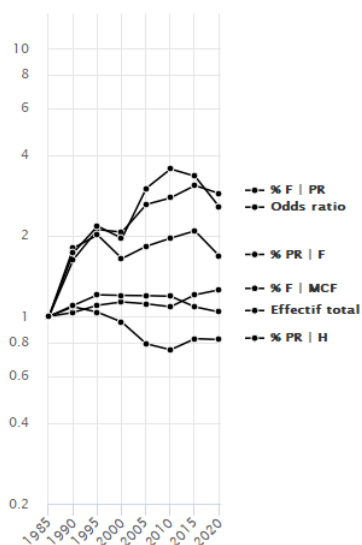
section 11



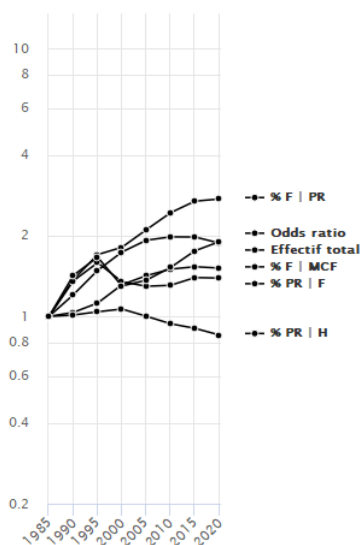
section 12



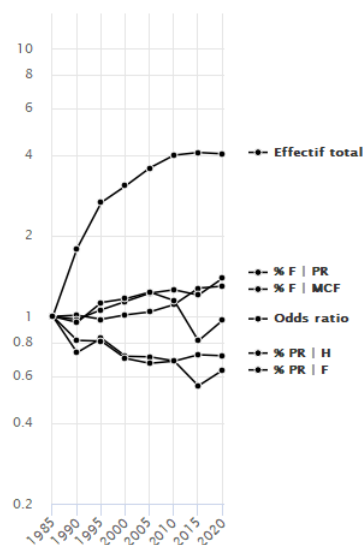
section 13



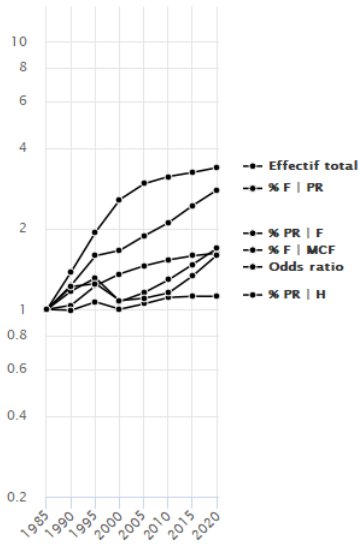
section 14



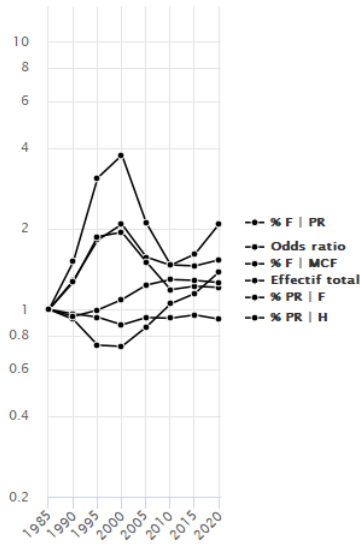
section 15



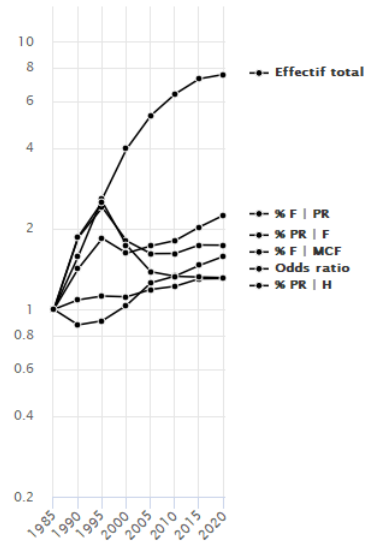
section 16



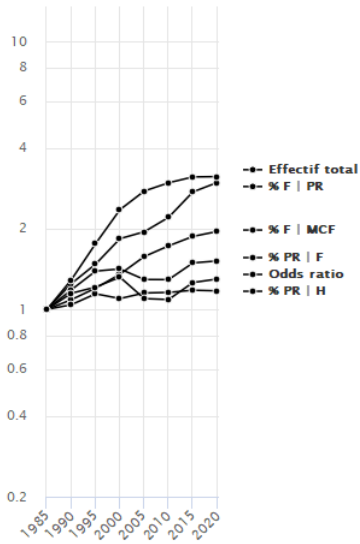
section 17



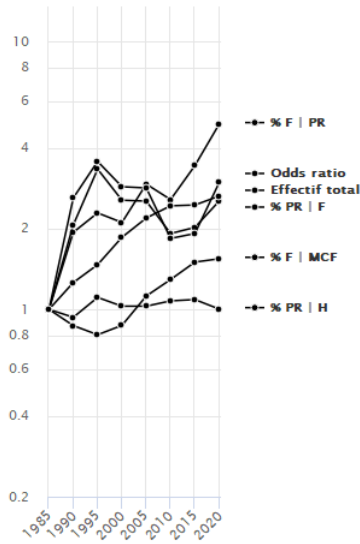
section 18



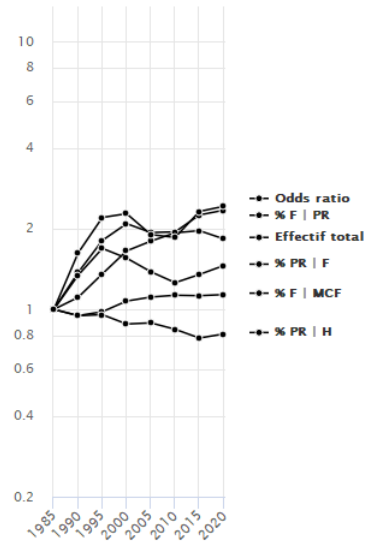
section 19



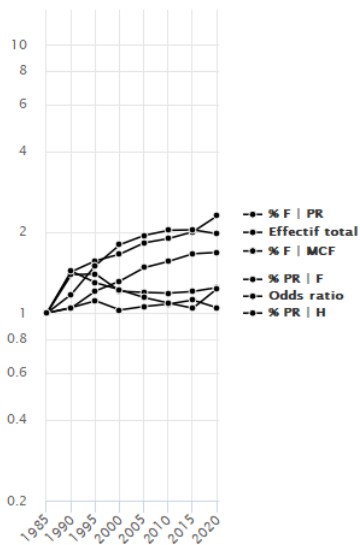
section 20



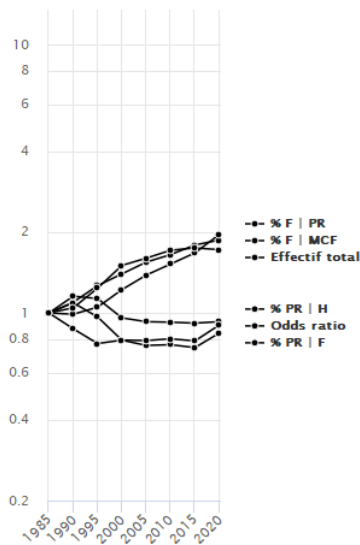
section 21



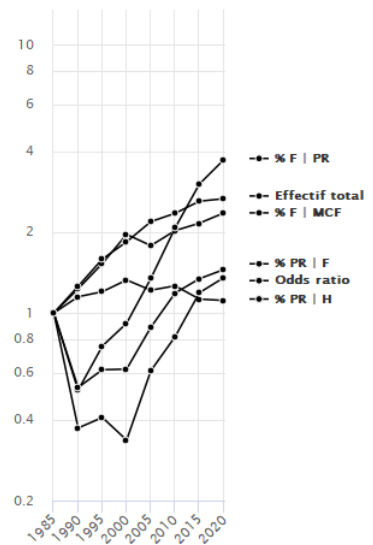
section 22



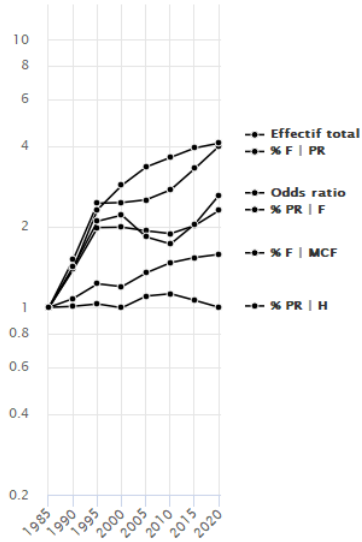
section 23



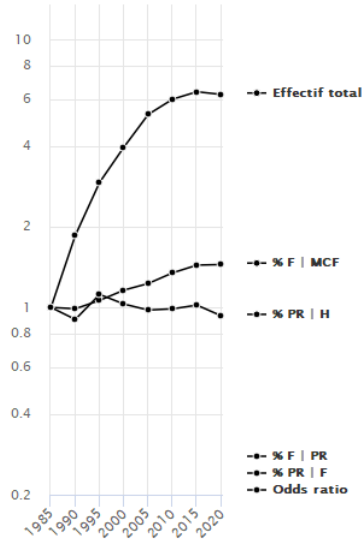
section 24



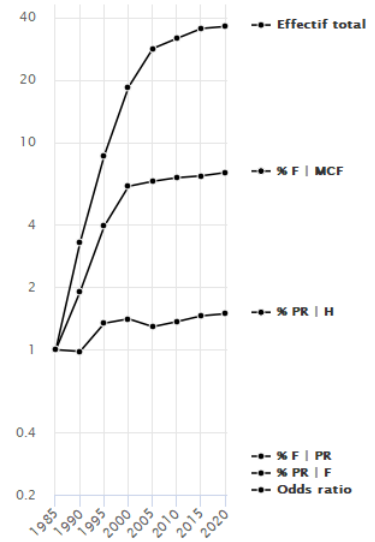
section 70



section 71

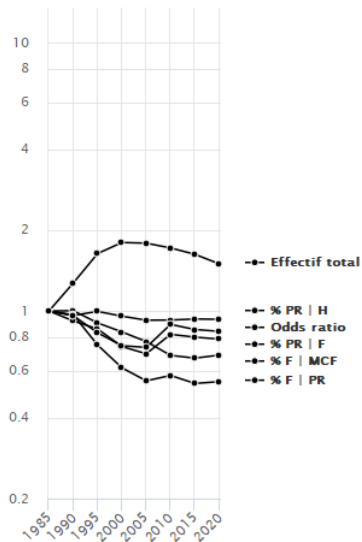


section 74

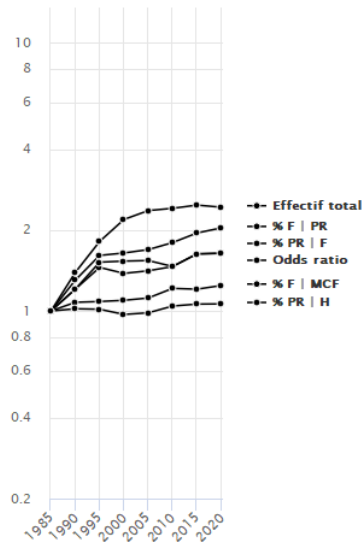


A9-3 – Sciences-Techniques

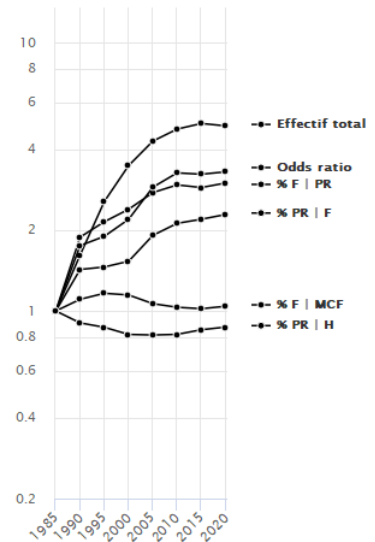
section 25



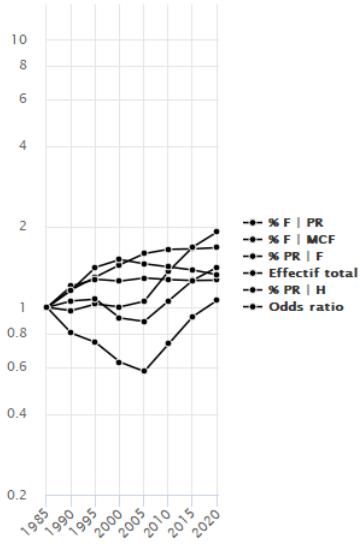
section 26



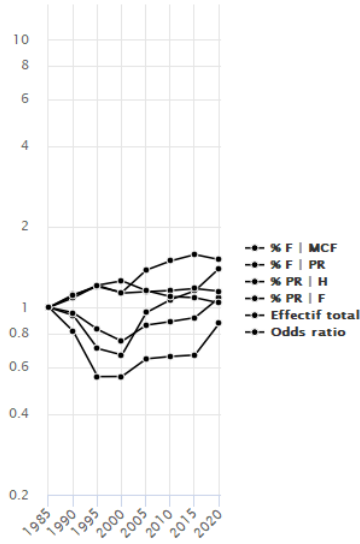
section 27



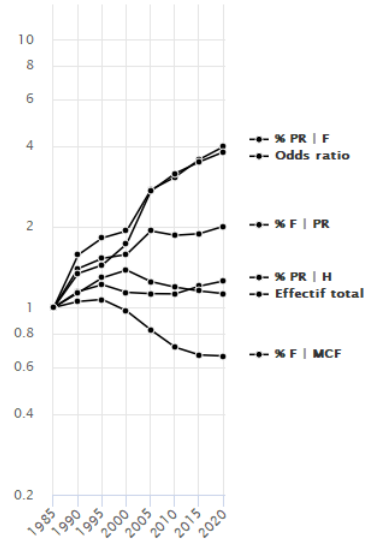
section 28



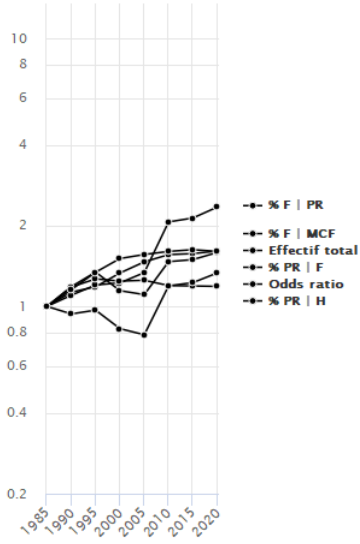
section 29



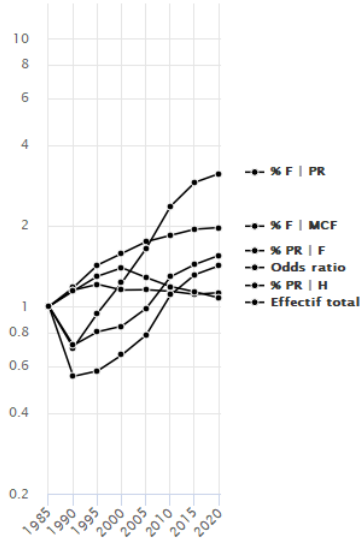
section 30



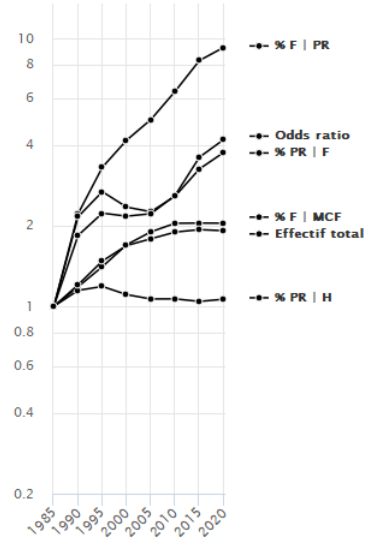
section 31



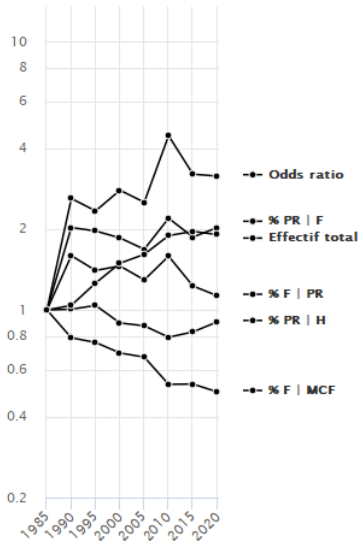
section 32



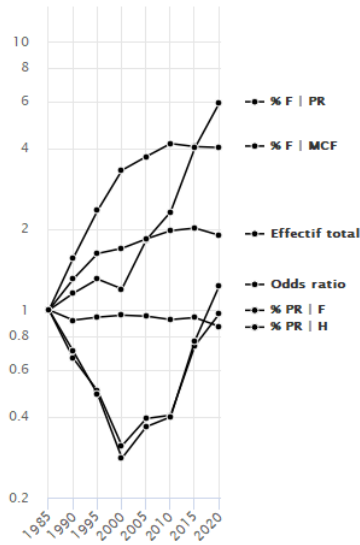
section 33



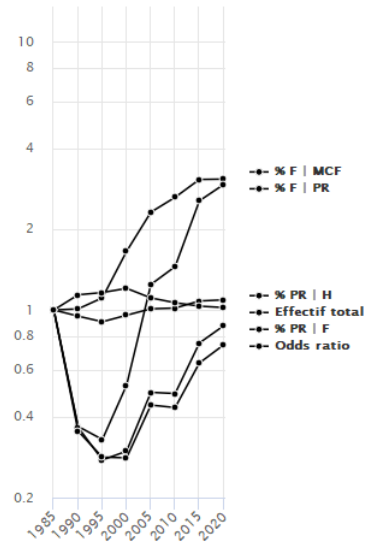
section 34



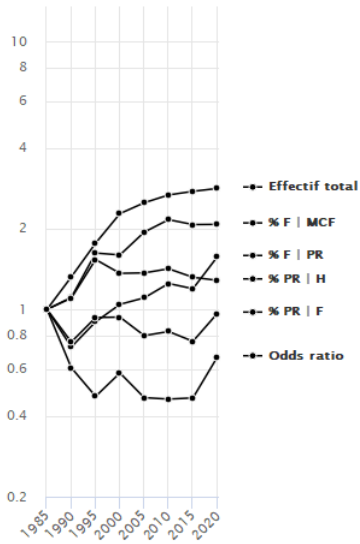
section 35



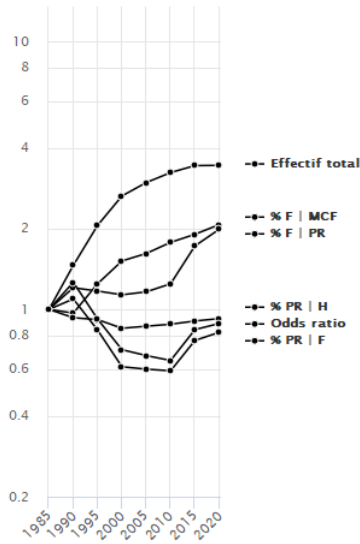
section 36



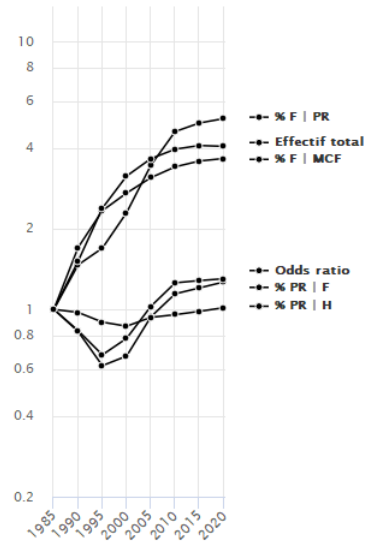
section 37



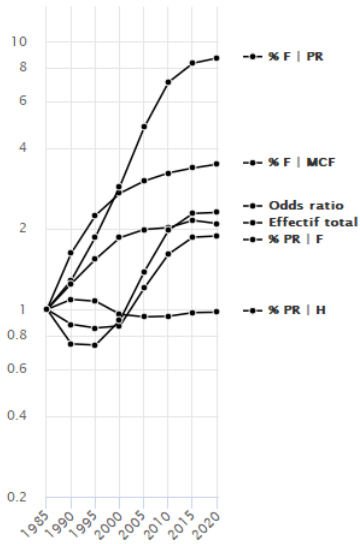
section 60



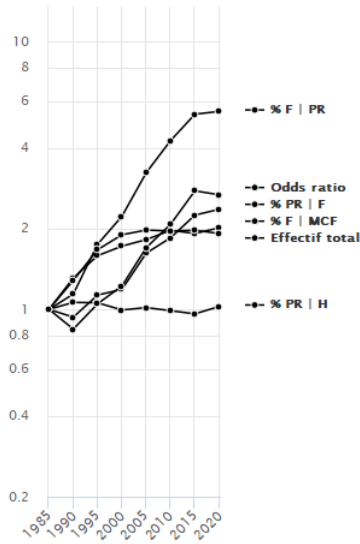
section 61



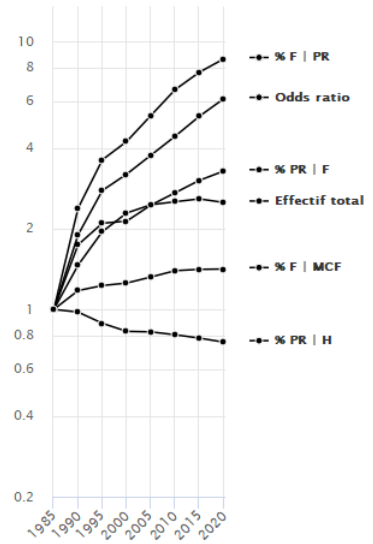
section 62



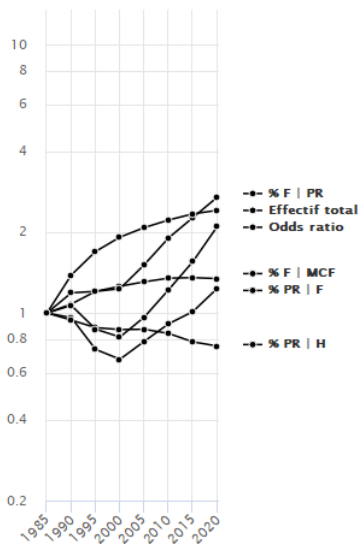
section 63



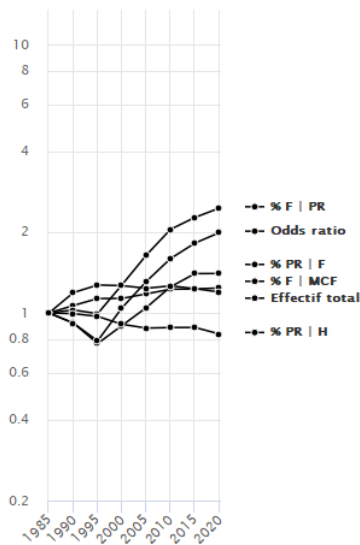
section 64



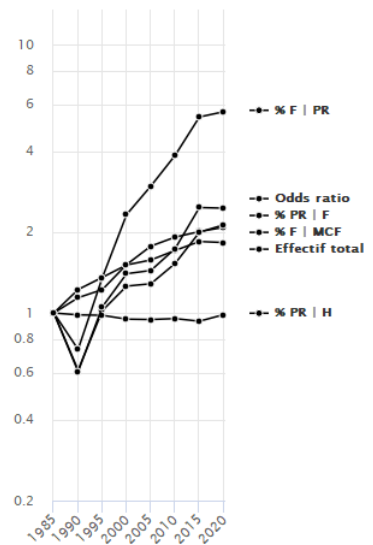
section 65



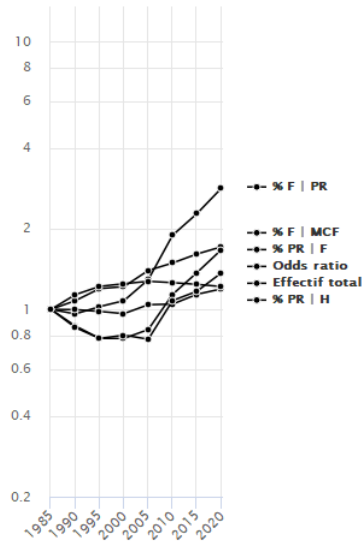
section 66



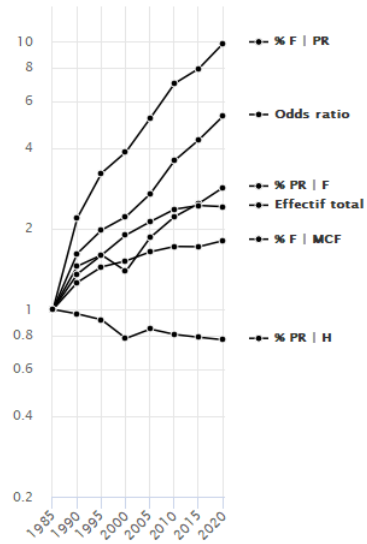
section 67



section 68



section 69



Source : MESR DGRH A1-1

Note : MCF = maître de conférences ; PR = professeur des universités ; F = femme ; H = homme.

Annexe 10 : Évolution de l'odds ratio, de l'odds des professeurs selon le sexe et de l'odds des femmes selon le corps des sections du CNU entre 1985 et 2020

Grand discipline	Groupe disciplinaire	Section	Effectifs 1985		Odds ratio				Coefficient multiplicateur 1985-2020										
			F		H		valeur		rang		Effectifs				Odds ratio	Odds			
			P R	M CF	PR	M CF	198 5	202 0	19 85	20 20	PR F	MC FF	PR H	MCF H		PR F	PR H	F P R	F M CF
ST	BioBioChi	64	5	101	155	161	0.055	0.338	48	44	15.50	4.15	1.33	2.18	6.107	3.73	0.61	11.66	1.91
ST	BioBioChi	69	2	29	64	68	0.085	0.450	47	31	17.29	5.17	1.19	1.87	5.269	3.34	0.63	14.54	2.76
ST	Chimie	33	5	66	164	235	0.102	0.426	46	35	18.07	3.87	1.49	1.34	4.192	4.67	1.11	12.10	2.89
ST	Physiq	30	1	120	139	276	0.182	0.692	40	2	3.33	0.61	1.53	1.06	3.804	5.48	1.44	2.18	0.57
DEG	EcoGes	06	4	51	118	231	0.140	0.517	43	14	52.82	17.27	2.67	3.21	3.686	3.06	0.83	19.81	5.38
LSH	LangLit	10	5	59	38	55	0.113	0.408	45	38	9.14	1.55	1.06	0.65	3.597	5.88	1.64	8.62	2.40
ST	MatInf	27	1	120	196	356	0.207	0.681	35	3	13.95	5.20	4.01	4.93	3.299	2.68	0.81	3.48	1.06
ST	SciTer	34	6	25	31	37	0.265	0.834	26	1	2.35	0.89	2.03	2.44	3.153	2.63	0.83	1.16	0.37
LSH	SciHum	20	2	20	26	32	0.121	0.361	44	42	12.50	4.18	1.77	1.76	2.976	2.99	1.00	7.08	2.38
DEG	DroiPol	01	3	128	268	176	0.182	0.494	39	17	6.81	5.42	1.36	2.93	2.709	1.26	0.46	5.01	1.85
ST	SciIng	63	6	57	291	519	0.198	0.531	37	11	10.68	3.84	1.76	1.69	2.676	2.79	1.04	6.07	2.27
LSH	Gpelnt	70	4	46	37	80	0.206	0.541	36	10	16.85	6.42	2.73	2.73	2.626	2.63	1.00	6.17	2.35
LSH	LangLit	13	6	46	30	39	0.171	0.438	41	33	2.56	1.38	0.56	0.77	2.563	1.85	0.72	4.60	1.79
ST	BioBioChi	67	6	63	108	204	0.189	0.465	38	24	9.47	3.94	1.23	1.26	2.457	2.40	0.98	7.70	3.13
LSH	SciHum	21	2	109	138	129	0.2516	0.522	34	12	3.71	2.28	1.19	1.77	2.424	1.63	0.67	3.11	1.28
ST	SciIng	62	5	31	194	286	0.252	0.579	28	8	16.81	7.61	1.53	1.59	2.300	2.21	0.96	10.99	4.78
DEG	DroiPol	02	1	47	259	201	0.235	0.505	30	15	11.14	8.18	1.30	2.05	2.151	1.36	0.63	8.59	3.99
ST	BioBioChi	65	2	120	135	151	0.225	0.472	33	22	4.83	3.73	1.25	2.02	2.100	1.30	0.62	3.87	1.84
ST	BioBioChi	66	2	181	176	232	0.167	0.333	42	45	2.39	1.62	0.79	1.06	1.992	1.48	0.74	3.03	1.52
LSH	LangLit	14	2	162	114	200	0.315	0.598	23	6	4.47	2.99	0.91	1.15	1.899	1.49	0.79	4.93	2.60
ST	MatInf	26	2	134	223	356	0.234	0.384	31	40	5.31	2.93	2.36	2.14	1.639	1.81	1.11	2.25	1.37
LSH	SciHum	16	1	119	93	179	0.307	0.491	24	18	10.14	5.33	2.30	1.93	1.597	1.90	1.19	4.41	2.76
LSH	SciHum	17	1	849	119	124	0.379	0.581	11	7	2.42	1.85	0.97	1.14	1.531	1.31	0.85	2.48	1.62
LSH	LangLit	12	1	125	92	173	0.250	0.377	29	41	2.50	1.57	0.51	0.48	1.506	1.59	1.06	4.88	3.24
LSH	LangLit	11	7	362	198	432	0.456	0.672	5	4	2.98	2.31	0.82	0.93	1.475	1.29	0.87	3.65	2.48

LSH	LangLit	08	25	99	101	153	0.385	0.546	10	9	1.84	1.18	0.49	0.45	1.420	1.56	1.10	3.73	2.63
ST	Chimie	32	30	181	314	606	0.319	0.453	22	29	3.53	2.07	0.90	0.75	1.419	1.71	1.20	3.93	2.77
DEG	EcoGes	05	18	60	270	295	0.328	0.458	21	25	8.04	8.48	1.53	2.25	1.398	0.95	0.68	5.27	3.77
ST	BioBioChi	68	12	92	106	193	0.231	0.316	32	46	3.69	2.02	1.04	0.78	1.367	1.82	1.33	3.54	2.59
DEG	DroiPol	03	14	33	96	56	0.252	0.343	27	43	1.74	2.11	0.89	1.46	1.359	0.82	0.61	1.96	1.45
LSH	SciHum	24	3	14	32	49	0.367	0.497	15	16	10.10	6.21	1.95	1.62	1.353	1.63	1.20	5.19	3.83
ST	Chimie	31	19	119	163	320	0.307	0.409	25	37	4.27	2.44	1.54	1.17	1.333	1.75	1.31	2.78	2.08
LSH	SciHum	18	3	25	18	50	0.368	0.483	14	19	21.20	11.01	7.26	4.95	1.313	1.92	1.47	2.92	2.22
ST	SciIng	61	3	16	139	272	0.359	0.467	16	23	20.11	15.12	3.56	3.48	1.301	1.33	1.02	5.66	4.35
LSH	SciHum	19	9	61	66	150	0.350	0.454	18	28	9.86	5.98	2.39	1.88	1.298	1.65	1.27	4.13	3.18
LSH	LangLit	09	61	212	242	316	0.378	0.479	12	20	2.48	1.84	0.63	0.59	1.267	1.35	1.07	3.95	3.12
LSH	SciHum	22	26	96	173	237	0.372	0.458	13	27	4.46	3.35	1.56	1.44	1.233	1.33	1.08	2.86	2.32
ST	SciTer	35	4	13	116	134	0.346	0.426	19	36	8.67	9.05	1.22	1.57	1.229	0.96	0.78	7.08	5.76
LSH	LangLit	07	29	99	77	117	0.437	0.521	7	13	4.55	3.78	1.33	1.32	1.193	1.20	1.01	3.41	2.86
DEG	DroiPol	04	4	9	63	59	0.432	0.474	8	21	8.17	13.04	1.53	2.68	1.095	0.63	0.57	5.32	4.86
ST	Physiq	28	27	130	279	564	0.424	0.450	9	30	3.09	2.00	1.47	1.01	1.063	1.54	1.45	2.10	1.98
LSH	LangLit	15	11	24	32	34	0.461	0.446	4	32	3.59	6.63	2.26	4.03	0.967	0.54	0.56	1.59	1.65
LSH	SciHum	23	26	75	161	238	0.508	0.458	2	26	2.82	3.53	1.22	1.38	0.902	0.80	0.89	2.31	2.57
ST	SciIng	60	13	46	249	386	0.453	0.401	6	39	6.00	7.69	2.85	3.24	0.886	0.78	0.88	2.10	2.37
ST	Physiq	29	12	36	136	193	0.4393	0.430	3	34	1.62	1.45	1.12	0.87	0.872	1.12	1.28	1.45	1.66
ST	MatInf	25	40	140	297	373	0.355	0.298	17	47	0.78	1.05	1.52	1.72	0.840	0.74	0.88	0.51	0.61
ST	SciTer	36	6	31	125	217	0.336	0.249	20	48	2.78	3.26	0.86	0.75	0.741	0.85	1.15	3.23	4.36
ST	SciTer	37	3	8	15	41	0.955	0.633	1	5	5.22	5.48	2.96	2.06	0.663	0.95	1.44	1.77	2.66

Source : MESR DGRH A1-1

Note : MCF = maître de conférences ; PR = professeur des universités ; F = femme ; H = homme.

ST = Sciences-Techniques ; LSH = Lettres-Sciences humaines ; DEG : Droit-Économie-Gestion.

DroiPol = Droit et science politique ; EcoGes = Sciences économiques et de gestion ; LangLit = Langues et littératures ; SciHum = Sciences humaines ; GpeInt = Interdisciplinaire ; Mathématiques et informatique = MathInfo ; Physiq = Physique ; SciTer = Sciences de la terre ; SciIng = Sciences de l'ingénieur ; BioBioChi = Biologie et biochimie.

Faute de professeurs des universités dans les sections 71-Sciences de l'information et 74-STAPS en 1985, ces sections du CNU ne figurent pas dans l'analyse par *odds*.

La ligne horizontale rouge sépare les sections dont le coefficient multiplicateur de l'*odds ratio* entre 1985 et 2020 est supérieur à 1 de celles où il est inférieur à 1. Les sections au-dessus de cette ligne ont connu, entre 1985 et 2020, une diminution de l'inégalité de répartition entre les corps universitaires selon le sexe, celles au-dessous ont connu une augmentation de l'inégalité de répartition.